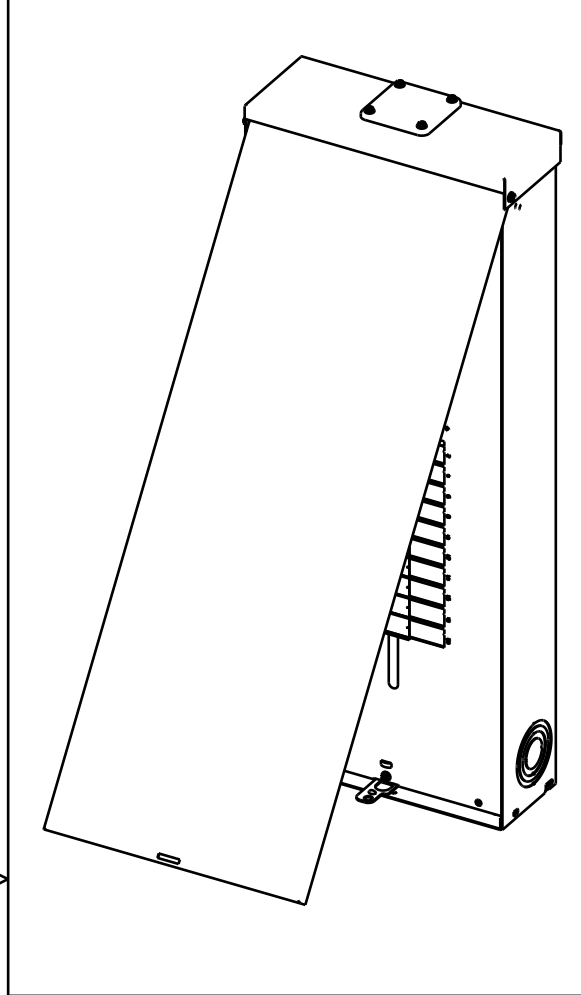


CATALOG PCC2020R



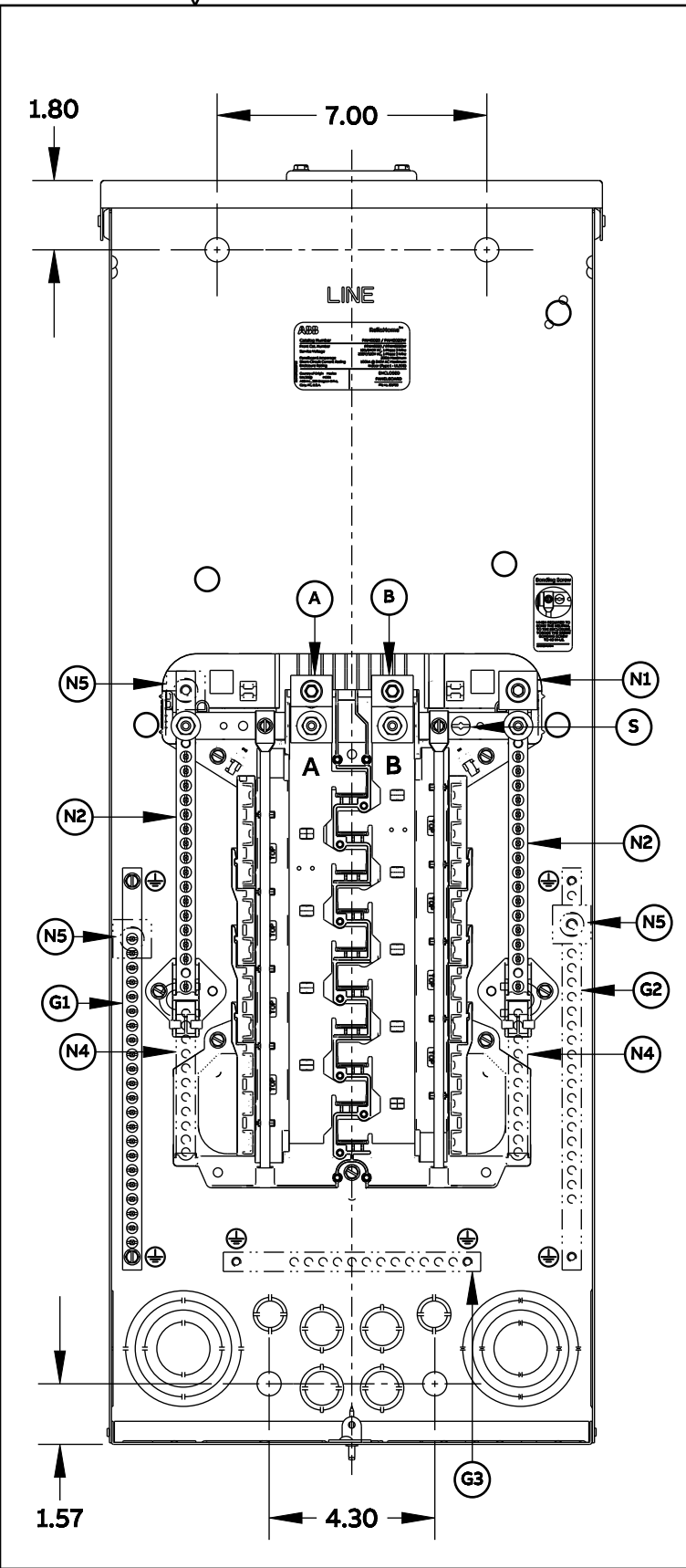
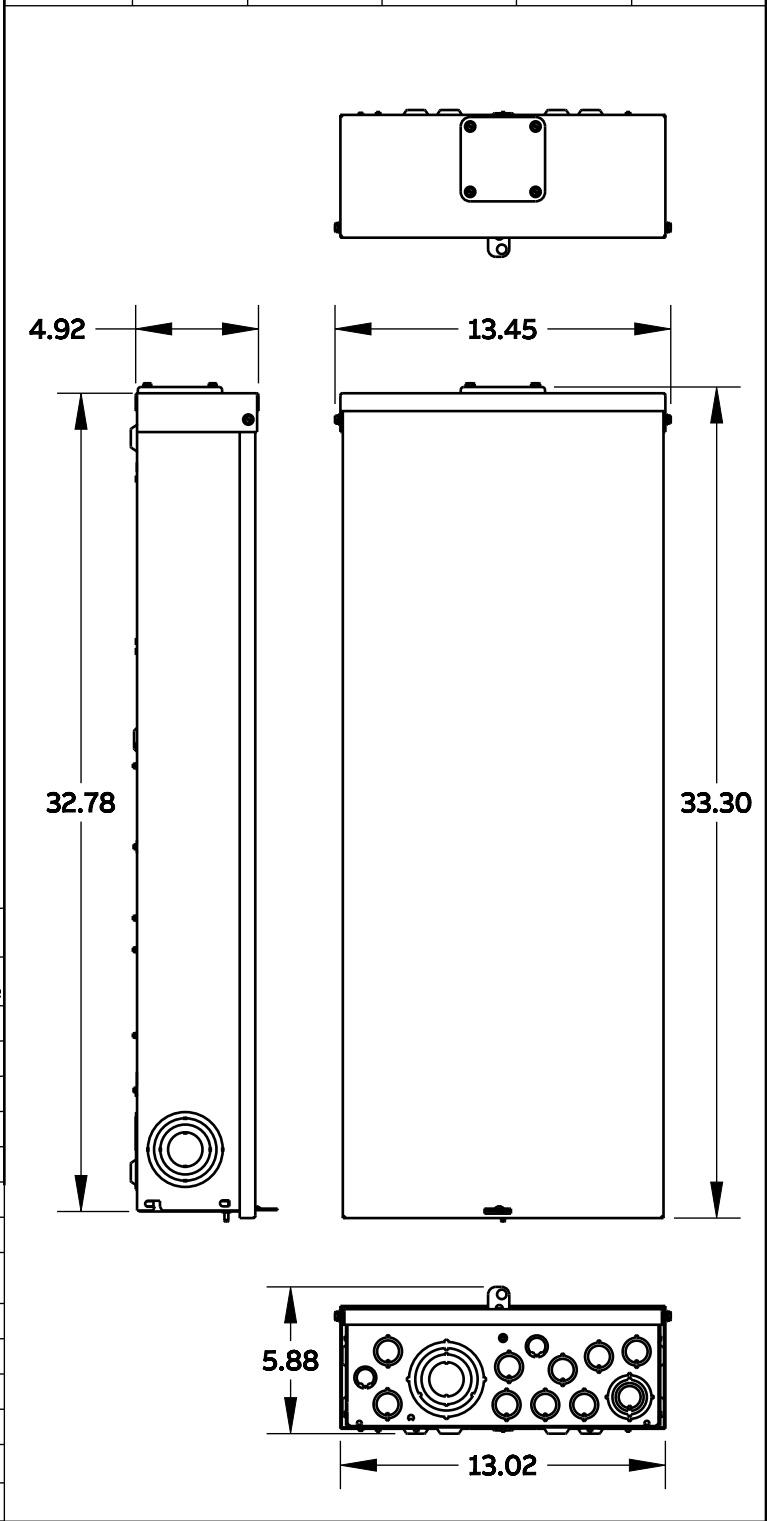
SPECIFICATION

Service Voltage	120/240V AC, 1 Phase 3 Wire 208Y/120V AC, 1 Phase 3 Wire
Panelboard Amperage	200A Maximum
Short-Circuit Current Rating	100kA @ 240V AC Maximum
Rated Frequency	60Hz
Enclosure Rating	Outdoor (Type 3R - UL50E)
Main Device	Lug
Main Device Rating	200A Maximum
Busbar Rating and Material	200A Copper
Branch Circuit Breaker Rating	125A Maximum
Sum of Circuit Breaker Rating	200A Maximum per Stab
Number of Spaces	20 Spaces Maximum
Number of Circuits	40 Circuits Maximum
Standard Listing	UL67 (E21790)

SUITABLE FOR USE AS SERVICE EQUIPMENT

RAINTIGHT HUBS

3/4" Dia.	1" Dia.	1-1/4" Dia.	1-1/2" Dia.	2" Dia.	2-1/2" Dia.
TC75	TC100	TC125	TC150	TC200	TC250



REPLACEMENT / ACCESSORIES KIT

TQLFP1	1" Front Filler plates	--
PTHQLRK2	Circuit Breaker Hold-down kit END	1TQC163000Z0114
PTHQLRK1	Circuit Breaker Hold-down kit	1TQC163000Z0113
PD60	Circuit Directory	1TQC163000Z0115
THP100	Padlocking - THQL	--
THP100E	Padlocking - AFCI/GFCI	--
THQLSURGE2	Type 1 plug-on SPD	--
THQMV200F	200A Main Circuit Breaker Kit	--
THQMVSBF	Service Entrance Barrier THQMV	--
--	--	--
--	--	--
--	--	--
--	--	--
PBS	Bond Screw Kit	1TQC163000Z0121
PGENLCK22	Generator Interlock kit 225A	1TQC163000Z0111
THLK2200	Subfeed Lug Kit - 200A, 2Pole	--
TCCP	Closing Cap	--
--	--	--
--	--	--

TORQUE

Terminal#	Terminal Name	Installed/Cat.Number	Wire Size	Drive	Torque LB-IN
A & B	Main Lug	Installed	(1) #6-250 Cu/Al	Internal Hex	200
N1	Neutral Lug	Installed	(1) #1-300 Cu/Al	Internal Hex	200
N2	Neutral Bar	Installed	See Below for Table 1		
N3	Neutral Bar	N/A			
N4	Neutral Bar	PNEUXTSM			
G1	Ground Bar	Installed			
G2	Ground Bar	TGK24			
G3	Ground Bar	TGK12			
G4	Ground Lug	N/A	N/A	N/A	N/A
C & D	Feed Thru Lug	N/A	N/A	N/A	N/A
N5	Ground/Neutral Lug	TNLK20	(1) #6-2/0 Cu/AL	Internal Hex	120
		TNLK250	(1) #1-300 Cu/AL	Internal Hex	200
S	Bonding Screw	Installed	N/A	Slotted/Robertson	40

When used as service equipment, all unused neutral terminals may be used for equipment ground conductors.

Table 1: GROUND/NEUTRAL Bar Terminal Wire size (AWG/KCMIL) & Torque

Conductor for Ground/Neutral Bar Terminal

Solid		Stranded		Drive	Torque Lb-In
CU	AL	CU	AL		
(1) 14	-	(1) 14	-	Slotted/Robertson	15
-	(1) 12	-	(1) 12		15
(1) 12	-	(1) 12	-		20
(1) 10		(1) 10		Robertson	20
-		(1) 8			40
-		(1) 6-4		45	

Multiple Conductor for Ground/Neutral Bar Terminal

(1) 10 & (1) 12	-	-	-	Slotted/Robertson	30
(1) 10 & (1) 14	-	(1) 10 & (1) 14	-		30
(2) 10 & (1) 14	-	-	-		30
(1) 12 & (1) 14	-	-	-		30
-	(2) 10 & (1) 12	-	(2) 10 & (1) 12		30

KNOCKOUTS

1.5" - 2" - 2.5"	1" - 1.5" - 2" - 2.5"	0.5" - 0.75" - 1" - 1.25"	0.5" - 0.75"	3/8" - 0.5"	0.281"
X4	X1	X1	X11	X6	X1

ABB | **ReliaHome™**
P - Series

DRAWING NUMBER	Rev	Units
1TQC163300E0122	D	Inches