

# COM-PAK

Perfectly simple warmth  
for any room



- Efficient, quiet fan
- Warm up in a hurry with a fast-heating element
- Unique compact design is recess mounted into your wall to suit any room
- All metal surfaces are powder-coated paint to remove sharp edges and provide a durable finish
- Easy to install
- Rest easy – includes high temperature safety shutoff
- Available with or without built-in thermostat

Get warm on your terms with our most popular wall heater. The Com-Pak is an efficient, affordable way to add warmth without installing ductwork. Our hard wired heaters have proven safety features and multiple installation options, so your family can enjoy safe, sensible warmth for years.

## ARCHITECTURAL - ENGINEERING INFORMATION

Fan forced up flow electric air heaters are ETL listed, factory rated at 120V, 208V, and dual field rated 208V/240V. A powder coated 20 gauge wall mounting can with six knockouts and 34 cubic inch wiring compartment is provided with each complete heater. Each complete heater is powder coated, of unitized construction and attaches to the wall can with a single screw and is self-contained and completely separate from the wall mounting can. Element is of nichrome type wire wrapped on mica insulators with a 16 amp rated, at 240V, high temperature manual power reset limit switch, and a one-time over temperature thermal back-up fuse, both located on the element board in the heated air flow for faster response time to abnormal conditions. A two stage centrifugal blower delivering approximately 40 to 55 CFM is driven by an impedance protected motor. The motor is totally isolated from the heating chamber. Metal grill is of one piece, 20-gauge construction and finished with a powder coat paint system.

## TECHNICAL INFORMATION

UL safety standards require the heater to be placed a minimum distance of 3/4 inches (1.9 cm) from adjacent surfaces and 4-1/2 inches (11.4 cm) from the floor. Manufacturer recommends installations 12 inches from all surfaces for longer and cleaner performance. All models 1500 watts or less may be ceiling mounted. A 3-foot (91.4 cm) minimum clearance is required for furniture or other objects placed directly in front of the heater.

Electric wall heaters and thermostats work best when installed on an inside wall.

**CADET**   
INVITING WARMTH

cadetheat.com  
855.CADET.US  
Vancouver, Washington



Intertek  
tested to UL  
standards

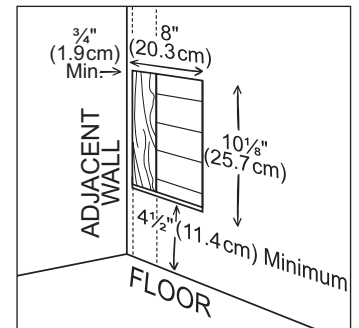
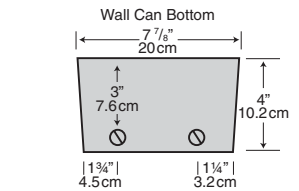
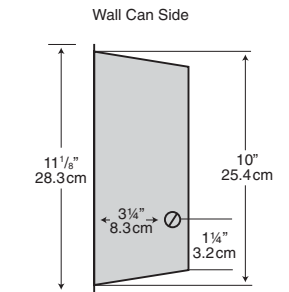
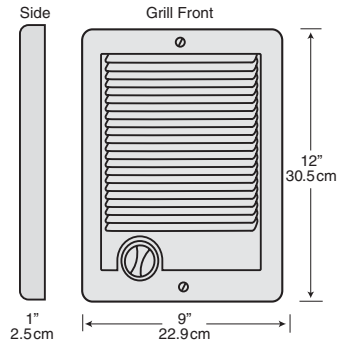
# COM-PAK

Grill: 9"W x 12"H x 1"D • Rough-in: 8"W x 10-1/8"H x 4"D

Thermostat temperature range 40°F to 85°F

Heater assemblies require a wall can, grill kit, and may require a thermostat

PART	MODEL*	DESCRIPTION	WATTS	VOLTS	AMPS	BTUS	WT/LBS
67508	CSC101TW	Complete unit with stat, wall can & grill, white or almond	1000	120	8.3	3415	7
67580	CSC101TA						
67509	CSC151TW	"	1500	120	12.5	5120	7
67581	CSC151TA						
67505	CSC102TW	"	1000/750	240/208	4.2/3.6	3415/2560	7
67577	CSC102TA						
67506	CSC152TW	"	1500/1125	240/208	6.3/5.4	5120/3840	7
67578	CSC152TA						
67507	CSC202TW	"	2000/1500	240/208	8.3/7.2	6825/5120	7
67579	CSC202TA						
67549	CSC101	Complete unit w/o stat, with wall can & grill	1000	120	8.3	3415	7
67553	CSC151	"	1500	120	12.5	5120	7
67541	CSC102	"	1000	240/208	4.2/3.6	3415/2560	7
67543	CSC152	"	1500	240/208	6.3/5.4	5120/3840	7
67544	CSC202	"	2000	240/208	8.3/7.2	6825/5120	7
67550	CS051	Heater assembly w/o thermostat	500	120	4.2	1710	3.5
67560	CS051T	Heater assembly with thermostat					4
67515	CS101	"	1000	120	8.3	3415	3.5
67523	CS101T	"					4
67516	CS151	"	1500	120	12.5	5120	3.5
67524	CS151T	"					4
67563	CS058	"	563	208	2.7	1925	3.5
67573	CS058T	"					4
67564	CS078	"	750	208	3.6	2560	3.5
67589	CS078T	"					4
67557	CS108	"	1000	208	4.8	3415	3.5
67586	CS108T	"					4
67569	CS118	"	1125	208	5.4	3840	3.5
67598	CS118T	"					4
67571	CS158	"	1500	208	7.2	5120	3.5
67599	CS158T	"					4
67517	CS208	"	2000	208	9.6	6825	3.5
67525	CS208T	"					4
67584	CS052	"	500/375	240/208	2.1/1.8	1710/1280	3.5
67585	CS052T	"					4
67510	CS072	"	750/563	240/208	3.1/2.7	2560/1925	3.5
67518	CS072T	"					4
67511	CS102	"	1000/750	240/208	4.2/3.6	3415/2560	3.5
67519	CS102T	"					4
67512	CS122	"	1250/937	240/208	5.2/4.5	4265/3200	3.5
67520	CS122T	"					4
67513	CS152	"	1500/1125	240/208	6.3/5.4	5120/3840	3.5
67521	CS152T	"					4
67514	CS202	"	2000/1500	240/208	8.3/7.2	6825/5120	3.5
67522	CS202T	"					4

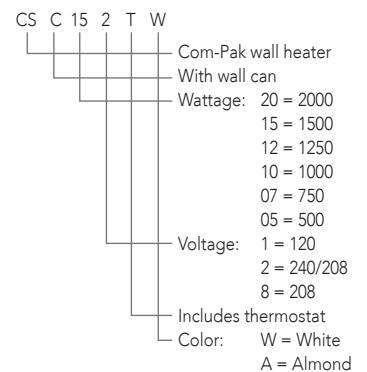


**ROUGH-IN: 8"W X 10-1/8"H X 4"D**

## WALL HEATER ACCESSORIES (MODEL CS)

PART	MODEL*	DESCRIPTION	VOLTS	AMPS	WT/LBS
67061	CC	Wall can for model CS, single or 10-pack			2.8
67060	CC10				22.5
69110	CCSMB	Surface mount wall can for model CS, black, white or almond			4.4
69111	CCSMW				
69112	CCSMA				
67079	CGW	Vertical grill kit for model CS, single or 10-pack, white			1.5
67081	CGW10				12.3
67075	CGA	Vertical grill kit for model CS, single or 10-pack, almond			1.5
67080	CGA10				12.3
65015	CMGA	Horizontal grill kit for model CS, single or 5-pack, almond			2.0
65016	CMGA5				7.5
65005	CMGW				2.0
65006	CMGW5	Horizontal grill kit for model CS, single or 5-pack, white			7.5
67063	CTT1W	Built-in thermostat kit for model CS, single pole, 40°F to 85°F, white or almond	240/208/120	22	.2
67065	CTT1A				
67064	CTT2W	Built-in thermostat kit for model CS, double pole, 40°F to 85°F, white or almond	240/208/120	22	.2
67066	CTT2A				
67067	CTT1P	Built-in thermostat kit, tamper proof for model CS, single pole, 40°F to 85°F	240/208/120	22	.2
67105	CAMW	Adapter plate for model CS, 18-1/2" w x 22" h, white or almond			3.5
67100	CAMA				
67115	SAMW	Adapter plate for model CS, 12" w x 21-1/4" h, white or almond			2
67110	SAMA				
67088	FWAP	Adapter kit repurposes outdated model FW wall can and grill, use with model CS heater assembly			1

## Model No. Code



If horizontal mounting is preferred for heater assemblies without thermostat, use model CMGA or CMGW.

\*Suffix W or A in model designates color