

Alert®

Celebrating 60 Years



WHERE INNOVATION COMES TO LIGHT®
www.alertstamping.com



WHERE INNOVATION COMES TO LIGHT®

Alert was incorporated in 1962. The original product line consisted of OEM stampings and retractable reels for vacuum cleaner manufacturers located in Northern Ohio. Our first retractable work light reel was manufactured in 1966.

In 2014, Alert was proud to announce its new brand image. Like the innovative products we manufacture, we are constantly doing more to stay current with our consumer image, customer care, and business practices.

Our facility in Bedford Heights, Ohio serves as our national headquarters. This location houses our main offices, sales & marketing department, product development team, manufacturing, warehousing and distribution facility. Our philosophy of keeping low overhead and passing along the savings to our customers has been in place since our first day in business.

We are committed to long-term partnerships built on mutual respect, compatibility, and a willingness to invest time and effort to ensure mutual success. A partnership built on trust and ethics is the cornerstone of our business philosophy.

The Alert ownership/management team has over 100 years' experience designing and manufacturing work lights, cord reels, and electrical products. We are recognized as a leader in technology and are committed to bringing the finest, most advanced, and most innovative products to our valued customers.





Contents

LED Work Lights, Cordless Battery Operated	2
LED Work Lights, Cordless Rechargeable	3
LED Work Lights, Corded	5
LED Flood Lights	7
LED Flood Lights & Stands	8
LED Walk Lights	8
Corded LED Area and Shop Lights	9
LED Retractable Work Light Reels	10
LED Bench Lights	11
Fluorescent Work Lights	12
Retractable Work Light Reels	12
Retractable Reels, Various	13
Incandescent Work Lights	14
Retractable Incandescent Work Reels	15
Fluorescent Work Lights	16
Retractable Fluorescent Work Light Reels	18
Hand Held Halogen Work Lights	19
Portable Multi-Plug Cord Tenders	19
Retractable Extension Cord Reels	20
Weather Proof NEMA 3R Reels	22
Retractable Data Reels	23
Extension Cords	23
Extension Cord Storage Devices	24
Temporary String Lights	24
Outdoor Extension Cords	25
Commercial/Construction Site Products	25
Incandescent Clamp Lamps	26
Replacement Parts	28
Glossary of Wire & Cable	IBC

LED Work Lights, Cordless Battery Operated



KTB15G



KTB15P



KTB15B



KTB15Y



**KTR15CFY
KTR15CFB**



KTB8S



KTB6



KTB6C

Catalog No. Description/UPC	Pack	Weight	Battery Type
-----------------------------	------	--------	--------------

KTB6/KTB6C

6 LED 60 LUMEN POCKET LIGHT WITH POCKET CLIP AND MAGNETIC BASE. 10 HOUR RUN TIME ON 3 "AAA" BATTERIES (INCLUDED).

IMPORT ORDER ONLY

UPC 0-40082-01271-3	6	1.5 lbs	3 "AAA"
UPC 0-40082-01283-6 (Camouflage)	6	1.5 lbs	3 "AAA"

KTB8S

8 SMD LED 130 LUMEN POCKET LIGHT WITH POCKET CLIP AND MAGNETIC BASE. 8 HOUR RUN TIME ON 3 "AAA" BATTERIES (INCLUDED).

IMPORT ORDER ONLY

UPC 0-40082-01285-0	6	1.5 lbs	3 "AAA"
---------------------	---	---------	---------

KTB15G/KTB15P/KTB15B/KTB15Y

COB LED 160 LUMEN POCKET LIGHT WITH POCKET CLIP AND MAGNETIC BASE. 7 HOUR RUN TIME ON 3 "AAA" BATTERIES (INCLUDED).

UPC 0-40082-43037-1	KTB15G (Green)	8	1.9 lbs	3 "AAA"
UPC 0-40082-43038-8	KTB15P (Pink)	8	1.9 lbs	3 "AAA"
UPC 0-40082-43039-5	KTB15B (Black)	8	1.9 lbs	3 "AAA"
UPC 0-40082-43040-1	KTB15Y (Yellow)	8	1.9 lbs	3 "AAA"

KTR15CFY/ KTR15CFB

RECHARGEABLE COB LED 2 IN 1 POCKET LIGHT. 150 LUMEN SIDE LIGHT AND 50 LUMEN TOP LIGHT. MICRO USB CHARGING PORT, POCKET CLIP AND MAGNET BASE. 3 HOUR RUN TIME SIDE AND 4 LUMEN TOP. 800mAh Li-ion Battery.

UPC 0-40082-43063-0	KTB15CFY (Yellow)	6	1.5 lbs	800 mAh Li-ion
UPC 0-40082-43066-1	KTB15CFB (Black)	6	1.5 lbs	800 mAh Li-ion

KTB500S

4 SMD LED 240 LUMEN TASK LIGHT. TOP HANG HOOK, SLIM SHAPE. 12 HOUR RUN TIME ON 3 "AA" BATTERIES (NOT INCLUDED).

UPC 0-40082-01336-9		6	1.5 lbs	3 "AA"
---------------------	--	---	---------	--------

OSL2600

26 SMD LED 250 LUMEN RECHARGEABLE LIGHT BAR. UP TO 10 HOURS OF OPERATION ON A FULL CHARGE. MOTION ACTIVATED OR MANUAL ON/OFF. MAGNETS ALLOW MOUNTING TO MOST METAL SURFACES. STEEL PLATE INCLUDED CAN BE MOUNTED TO ANY SURFACE.

UPC 0-40082-01295-9		4	3.9 lbs	Rechargeable Lithium Ion
---------------------	--	---	---------	--------------------------

KMB14S

14 SMD LED 150 LUMEN CORDLESS TASK LIGHT, PUSH SWITCH, DUAL BRIGHTNESS LEVELS, FOLDING SWIVEL HOOK, STAND UP BASE, PROTECTIVE TOP AND BOTTOM BUMPERS, FINGER GRIPS. USES 3 "AA" BATTERIES (NOT INCLUDED).

UPC 0-40082-01292-8		6	3.8 lbs	3 "AA"
---------------------	--	---	---------	--------

KTB14S

14 SMD LED 150 LUMEN TILT-AND-TWIST CORDLESS TASK LIGHT. HEAD TILTS 90° AND ROTATES 320° TO DIRECT LIGHT, MAGNETIC BASE STAND, FOLDING SWIVEL HOOK, DUAL BRIGHTNESS LEVELS, TOP AND BOTTOM PROTECTIVE BUMPERS. USES 3 "AA" BATTERIES (NOT INCLUDED).

UPC 0-40082-01293-5		5	4.5 lbs	3 "AA"
---------------------	--	---	---------	--------



KMB14S



KTB14S

OSL2600





Catalog No. Description/UPC	Pack	Weight	Battery Type
-----------------------------	------	--------	--------------

LHR5200

RECHARGEABLE COB LED AUTO HOOD LIGHT. TWO DETACHABLE WORK/FLOOD LIGHTS WITH DUAL BRIGHTNESS LEVELS: 1200 LUMENS ON HIGH AND 600 LUMENS ON LOW, CHARGE STATUS INDICATOR LIGHTS, MAGNETIC BASE TILTS AND ROTATES, RAIN TIGHT. CAN ALSO BE USED AS A USB POWER BANK TO CHARGE YOUR DEVICE. BRACKET EXTENDS UP TO 78" AND CAN STAND ON FLAT SURFACES. UP TO 7 HOUR RUN TIME. USB-C CORD AND CHARGER PLUG INCLUDED.

UPC 0-40082-31095-4	CE 4	28.45 lbs	Rechargeable Lithium Ion
---------------------	------	-----------	--------------------------

THR4000

RECHARGEABLE SMD LED AUTO HOOD LIGHT. DUAL BRIGHTNESS LEVELS: 1200 LUMENS ON HIGH AND 700 LUMENS ON LOW. BRACKET EXTENDS UP TO 78" AND CAN STAND ON FLAT SURFACES. UP TO 5 HOUR RUN TIME (ON LOW SETTING). USB CORD AND CHARGING CRADLE INCLUDED.

UPC 0-40082-83043-0	ETL 4	17.2 lbs	Rechargeable Lithium Ion
---------------------	-------	----------	--------------------------

LR202

20 LED, 100 LUMEN RECHARGEABLE MULTI DIRECTIONAL TASK LIGHT. MULTI POSITION HEAD SWIVELS 90°, DUAL BRIGHTNESS LEVELS, FOLDING SWIVEL HOOK, STAND UP CUSHION BASE, FINGER GRIPS AND INTERNAL NIMH BATTERY.

UPC 0-40082-01211-9	ETL 4	5.7 lbs	Rechargeable NiMH
---------------------	-------	---------	-------------------

KWR12

12 SMD LED 360 LUMEN RECHARGEABLE RAINPROOF TASK LIGHT. IP65 RAINPROOF RATED, ROTATING HANG HOOK, RUBBERIZED HANDLE, 3.7V Li-ion BATTERY, SEALED PUSH SWITCH, CHARGE STATUS INDICATOR LIGHT AND MAGNETIC BASE.

UPC 0-40082-83042-3	ETL 4	3.6 lbs	Rechargeable Lithium Ion
---------------------	-------	---------	--------------------------

KSR3000

30 SMD LED 300 LUMEN RECHARGEABLE TASK LIGHT WITH DUAL BRIGHTNESS LEVELS, TWO FOLDING SWIVEL HOOKS, CHARGER, ON/OFF PUSH SWITCH IN HANDLE, PROTECTIVE TOP AND BOTTOM BUMPERS, FINGER GRIPS, ROTATING MAGNET, CHARGE STATUS INDICATOR LED.

UPC 0-40082-43021-0	ETL 4	7.5 lbs	Rechargeable Lithium Ion
---------------------	-------	---------	--------------------------

TSR309

30 SMD LED 180 LUMEN RECHARGEABLE TASK LIGHT WITH 9 SMD LED 40 LUMEN FLASHLIGHT. TOP SWIVEL HOOK, MAGNETIC SIDE, CHARGE STATUS INDICATOR LED, 12V DC AUTO ACCESSORY PLUG AND 120V AC CHARGER.

UPC 0-40082-43011-1	CE ETL 6	8 lbs	Rechargeable NiMH
---------------------	----------	-------	-------------------

LED Work Lights, Cordless Rechargeable



KCR5



KCR10



KWR6CT



LER48C

Catalog No. Description/UPC	Pack	Weight	Battery Type
-----------------------------	------	--------	--------------

KCR5

5 WATT COB LED 400 LUMEN RECHARGEABLE TASK LIGHT. 3000mAh LITHIUM ION BATTERY, FOLDING SWIVEL HOOK, OVERMOLDED COMFORT RUBBER HANDLE AND MICRO USB CHARGER.

UPC 0-40082-01288-1



4 4.4 lbs Rechargeable Lithium Ion

KCR10

800 LUMEN RECHARGEABLE COB WORKLIGHT. 3.7V, 4400mAh LI-ION BATTERY, USB C CHARGE PORT, PUSH BUTTON ON/OFF SWITCH, INTEGRATED MAGNET, FOLDING HOOK ROTATES 360°, WIDE STAND BASE W/ MAGNET. MAX 6 HOUR RUN TIME ON LOW SETTING.

UPC 0-40082-05934-3

4 8.2 lbs Rechargeable Lithium Ion

KWR6CT

COB LED 600 LUMEN RECHARGEABLE TILT LIGHT WITH 120 LUMEN TOP LIGHT. HEAD TILTS 120° FORWARD AND BACKWARD. MAGNET BASE, ALUMINUM HEAD, RUBBERIZED HANDLE, DUAL BRIGHTNESS LEVELS (600/250), 2600 mAh LI-ION BATTERY, IP54 RAINPROOF, BATTERY LEVEL/CHARGE STATUS INDICATOR LIGHTS. MICRO USB CHARGER INCLUDED.

UPC 0-40082-00430-5



4 5.3 lbs Rechargeable Lithium Ion

LER48C

48 LED RECHARGEABLE 240 LUMEN TASK LIGHT WITH CHARGING CRADLE, DUAL BRIGHTNESS LEVELS, CHARGE STATUS INDICATOR LIGHTS, 2 SWIVEL HOOKS, LANYARD, CARRY POUCH.

UPC 0-40082-01086-3



4* 10 lbs Rechargeable NiMH

SPR10Z

650 LUMEN RECHARGEABLE 10 WATT LED SPOT LIGHT. HIGH LOW BRIGHTNESS SETTINGS, PUSH BUTTON TO LOCK THE LIGHT ON, FOLDING STAND, LANYARD, RUGGED IMPACT RESISTANT HOUSING, RUBBER HEAD, IP67 WATERPROOF RATING, FORM FITTING PISTOL GRIP HANDLE. USB CHARGE CORD AND 12V DC CHARGER INCLUDED. 3.7V 4000mAh LI-ION BATTERY.

UPC 0-40082-05939-8

4* 4.4 lbs Rechargeable Lithium Ion

CLR3S

175 LUMEN RECHARGEABLE LED LANTERN LIGHT. DUAL BRIGHTNESS WHITE CREE® WITH RED NIGHT LIGHT, 3000 mAh Li-ion BATTERY, AC/DC CHARGING PLUGS WITH STATUS INDICATOR LIGHT. SWIVEL HANDLE HAS FOLDING HOOK, RAINPROOF.

UPC 0-40082-01281-2



4 12 lbs Rechargeable Lithium Ion

* Clam shell package



CLR3S

LED Work Lights, Corded

RTL30



RTL30SM



RTL10SB



KWC1225



KSM1812



KSM3015



Catalog No. Description/UPC	Pack	Weight	Cord Length	Wire Gauge	Wire Type
--------------------------------	------	--------	----------------	---------------	--------------

RTL30

30 LED 110 LUMEN TROUBLE LIGHT MODULE, HEAD ROTATES 320°, FOLDING TOP HANG SWIVEL HOOK, PROTECTIVE BUMPERS.

UPC 0-40082-01236-2



5*

4.8 lbs

N/A

N/A

N/A

RTL30SM

30 SMD LED 350 LUMEN TROUBLE LIGHT REPLACEMENT MODULE. HEAD ROTATES 320°, FOLDING TOP HANG SWIVEL HOOK, PROTECTIVE BUMPERS.

UPC 0-40082-01289-8



5*

4.8 lbs

N/A

N/A

N/A

RTL10SB

10 ONE-WATT LED 850 LUMEN TROUBLE LIGHT REPLACEMENT MODULE. HEAD ROTATES 320°, FOLDING TOP HANG SWIVEL HOOK, PROTECTIVE BUMPERS.

UPC 0-40082-01338-3



5*

5.8 lbs

NA

NA

NA

KWC1225

12 SMD LED 360 LUMEN CORDED WATERPROOF TASK LIGHT. IP54 RAINPROOF RATED, 25FT 18/2 SJTOW CORD, ROTATING HANG HOOK, RUBBERIZED HANDLE, SEALED PUSH SWITCH.

UPC 0-40082-01307-9



4*

10.2 lbs

25 ft

18/2

SJTOW

KSM1812

18 SMD LED 150 LUMEN TASK LIGHT WITH 12 FT CORD, FOLDING SWIVEL HOOK, ON/OFF PUSH SWITCH IN HANDLE, PROTECTIVE TOP AND BOTTOM BUMPERS, FINGER GRIPS.

UPC 0-40082-01309-3



6*

6.7 lbs

12 ft

18/2

SJT

KSM3015

30 SMD 300 LUMEN TASK LIGHT WITH 2 FOLDING SWIVEL HOOKS, ROTATING MAGNET, TOP AND BOTTOM BUMPERS AND FINGER GRIPS.

UPC 0-40082-01287-4



4*

7 lbs

15 ft

18/2

SJT

KSM3415

34 SMD 500 LUMEN TASK LIGHT WITH 2 FOLDING SWIVEL HOOKS, ROTATING MAGNET, TOP AND BOTTOM BUMPERS AND FINGER GRIPS.

UPC 0-40082-01286-7



4*

9.9 lbs

15 ft

18/2

SJT



* Clam shell package

LED Work Lights, Corded



KCL515



KCL815



LES3215G



LEC30-15



KTM3315G



KTN5515G

Catalog No. Description/UPC	Pack	Weight	Cord Length	Wire Gauge	Wire Type
KCL515 5 WATT COB LED 450 LUMEN TASK LIGHT. PUSH BUTTON ON/OFF SWITCH, BUILT IN NEODYMIUM MAGNET, FOLDING SWIVEL HOOK AND OVERMOLDED COMFORT RUBBER HANDLE. UPC 0-40082-43015-9	4*	4.8 lbs	15 ft	18/2	SJT
KCL815 8 WATT COB LED 975 LUMEN TASK LIGHT. PUSH BUTTON ON/OFF SWITCH, BUILT IN NEODYMIUM MAGNET, FOLDING SWIVEL HOOK AND OVERMOLDED COMFORT RUBBER HANDLE. UPC 0-40082-43056-2	4*	6.6 lbs	15 ft	18/2	SJT
LES3215G 32 SMD LED 450 LUMEN PORTABLE TASK LIGHT WITH BUILT IN GROUNDED OUTLET, PUSH BUTTON ON/OFF SWITCH,, REMOVABLE ROTATING MAGNET CLIP, FOLDING SWIVEL HOOK AND POWER "ON" INDICATOR LIGHT. UPC 0-40082-01264-5	4*	11.4 lbs	15 ft	16/3	SJT
LEC30-15 30 LED 12 VOLT DC AUTOMOTIVE TASK LIGHT, PUSH BUTTON ON/OFF SWITCH, SWIVEL HOOK, FINGER GRIPS, HAS AUTO ACCESSORY PLUG END W/ 15 FT. CORD, POUCH, HIGH VISIBILITY YELLOW W/ REFLECTOR BACK. UPC 0-40082-01081-8	4*	6.13 lbs	15 ft	18/2	SVT
KTM3315G 1300 LUMEN COB LED TASK LIGHT. GROUNDED OUTLET AND PUSH BUTTON ON/OFF SWITCH, IN HANDLE, INTEGRATED MAGNET, SWIVEL HOOK, POWER "ON" INDICATOR LIGHT, OVER MOLDED RUBBER HANDLE, 15' 16/3 SJT CORD. UPC 0-40082-43078-4	4*	12.25 lbs	15 ft	16/3	SJTOW
KTN5515G 2000 LUMEN COB CORDED WORKLIGHT. 15FT 16/3 SJTOW CORD, INTEGRATED MAGNET, GROUNDED OUTLET IN HANDLE, INDEPENDENT SWITCHES FOR HIGH LOW BRIGHTNESS LEVELS (2000 LUMEN OR 1000 LUMEN), FOLDING TOP AND BOTTOM HOOKS ROTATES 360°. UPC 0-40082-05933-6	4	13.7 lbs	15 ft	16/3	SJTOW

* Clam shell package



LED Flood Lights



LJR20C



LZR10C



LF15S



LF63S



LF84S



LF120S

Catalog No. Description/UPC	Pack	Weight	Cord Length	Wire Gauge	Wire Type	Maximum Rating
-----------------------------	------	--------	-------------	------------	-----------	----------------

LJR20C

20W SMD LED RECHARGEABLE FLOOD LIGHT. PUSH BUTTON DIMMER FOR 3 BRIGHTNESS LEVELS: 2000, 1000 AND 500 LUMENS. 4400 mAh Li-ION BATTERY. RUN TIME 2.5 HOURS ON HIGH, 5 HOURS ON MID SETTING AND 10 HOURS ON LOW. LOW BATTERY AND CHARGE STATUS INDICATOR LIGHT. CAST ALUMINUM HOUSING, TEMPERED GLASS LENS. IP54 RAINPROOF.

UPC 0-40082-43081-4		4	17.64 lbs			RECHARGEABLE LITHIUM ION BATTERY
---------------------	--	---	-----------	--	--	----------------------------------

LZR10C

RECHARGEABLE COB FLOOD LIGHT. DUAL OUTPUT BRIGHTNESS 1200 AND 600 LUMENS. PUSH BUTTON ON/OFF SWITCH, USB-C CHARGER, CHARGE STATUS INDICATOR LIGHTS, MAGNETIC BASE TILTS AND ROTATES, RAIN TIGHT. CAN ALSO BE USED AS A USB POWER BANK TO CHARGE YOUR DEVICE.

UPC 0-40082-31096-1		4	4.5 lbs			RECHARGEABLE LITHIUM ION BATTERY
---------------------	--	---	---------	--	--	----------------------------------

LF15S

15 SMD LED 1000 LUMEN PORTABLE FLOODLIGHT. 50,000 HOUR LIFE. IP54 RAINPROOF RATED. 5 FT 18/3 SJTW CORD NO SWITCH.

UPC 0-40082-05938-1		6	9.25 lbs	5 ft.	18/2	SJTW
---------------------	--	---	----------	-------	------	------

LF63S

63 SMD LED 3000 LUMEN PORTABLE FLOODLIGHT. 50,000 HOUR LIFE. IP54 RAINPROOF RATED. RUGGED CAST ALUMINUM BODY, POWDER COATED FINISH. 6 FT 18/3 SJTW CORD - PUSH BUTTON ON/OFF SWITCH.

UPC 0-40082-98186-6		4	12.7 lbs	6 ft.	18/3	SJTW	32W 0.3A 120V
---------------------	--	---	----------	-------	------	------	------------------

LF84S

84 SMD LED 5000 LUMEN PORTABLE FLOODLIGHT. 50,000 HOUR LIFE. IP54 RAINPROOF RATED. RUGGED CAST ALUMINUM BODY, POWDER COATED FINISH. 6 FT 18/3 SJTW CORD - PUSH BUTTON ON/OFF SWITCH.

UPC 0-40082-98187-3		4	15.5 lbs	6 ft.	18/3	SJTW	52W 0.45A 120V
---------------------	--	---	----------	-------	------	------	-------------------

LF120S

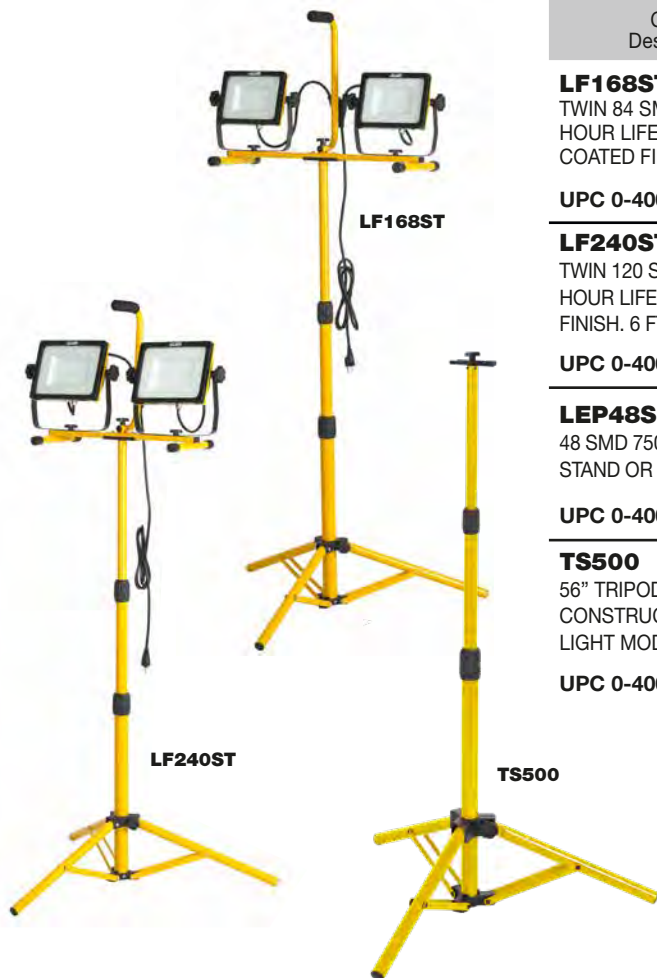
120 SMD LED 7000 LUMEN PORTABLE FLOODLIGHT. 50,000 HOUR LIFE. IP54 RAINPROOF RATED. RUGGED CAST ALUMINUM BODY, POWDER COATED FINISH. 6 FT 18/3 SJTW CORD - PUSH BUTTON ON/OFF SWITCH.

UPC 0-40082-98188-0		4	18.7 lbs	6 ft.	18/3	SJTW	64W 0.55A 120V
---------------------	--	---	----------	-------	------	------	-------------------





LED Flood Lights & Stands



Catalog No. Description/UPC	Pack	Weight	Cord Length	Wire Gauge	Wire Type	Maximum Rating
-----------------------------	------	--------	-------------	------------	-----------	----------------

LF168ST

TWIN 84 SMD LED FLOODLIGHTS WITH 10,000 LUMEN OUTPUT AND 56" TRIPOD. 50,000 HOUR LIFE. IP54 RAINPROOF RATED. RUGGED CAST ALUMINUM BODY, POWDER COATED FINISH. 6 FT 18/3 SJTW CORD - PUSH BUTTON ON/OFF SWITCH.

UPC 0-40082-98189-7	2	25.8 lbs	6 ft.	18/3	SJTW	103W 0.86A 120V
---------------------	---	----------	-------	------	------	--------------------

LF240ST

TWIN 120 SMD LED FLOODLIGHTS WITH 14,000 LUMEN OUTPUT AND 56" TRIPOD. 50,000 HOUR LIFE. IP54 RAINPROOF RATED. RUGGED CAST ALUMINUM BODY, POWDER COATED FINISH. 6 FT 18/3 SJTW CORD - PUSH BUTTON ON/OFF SWITCH.

UPC 0-40082-98190-3	2	28.64 lbs	6 ft.	18/3	SJTW	130W 1.1A 120V
---------------------	---	-----------	-------	------	------	-------------------

LEP48S

48 SMD 750 LUMEN FLOOD LIGHT. IP54 RAINPROOF HOUSING AND SWITCH. ADJUSTABLE STAND OR WALL MOUNT.

UPC 0-40082-01305-5	4	12 lbs	10 ft.	18/2	SJTW	10W 0.5A 120V
---------------------	---	--------	--------	------	------	------------------

TS500

56" TRIPOD FOR ALERT FLOOD LIGHTS. YELLOW POWDER COATED STEEL CONSTRUCTION. FOLDS TO 24" CLOSED LENGTH. FITS ALL CURRENT ALERT FLOOD LIGHT MODELS.

UPC 0-40082-43113-2	4	20.1 lbs				
---------------------	---	----------	--	--	--	--



LED Walk Lights



Catalog No. Description/UPC	Pack	Weight	Battery Type
-----------------------------	------	--------	--------------

SWB100B/G/P/N

PATHFINDER MULTI DIRECTIONAL LED WALK LIGHT. FORWARD FACING CREE™ LED LIGHTS YOUR PATH AHEAD. 3 SMD LED'S SHINE DOWN TO LIGHT AT YOUR FEET AND FLASHING REAR RED LED'S WARN TRAFFIC BEHIND YOU. RUBBERIZED HANDLE, RAINPROOF, 4 POSITION SWITCH. OPERATES ON 3 "AA" BATTERIES (NOT INCLUDED).

UPC 0-40082-01310-9 (blue)	5	2.5 lb	3 "AA"
UPC 0-40082-01312-3 (green)	5	2.5 lb	3 "AA"
UPC 0-40082-01320-8 (pink)	5	2.5 lb	3 "AA"
UPC 0-40082-01313-0 (orange)	5	2.5 lb	3 "AA"

SWR100R

PATHFINDER RECHARGEABLE MULTI DIRECTIONAL LED WALK LIGHT. FORWARD FACING CREE™ LED LIGHTS YOUR PATH AHEAD. 3 SMD LED'S SHINE DOWN TO LIGHT AT YOUR FEET AND FLASHING REAR RED LED'S WARN TRAFFIC BEHIND YOU. RUBBERIZED HANDLE, RAINPROOF, 4 POSITION SWITCH, MICRO USB CHARGER.

UPC 0-40082-01319-2	5	3.6 lb	RECHARGEABLE LITHIUM ION
---------------------	---	--------	--------------------------



Corded LED Area and Shop Lights



LSL3606

Catalog No. Description/UPC	Cord Type Gauge/Length	Maximum Rating	Master Pack	Master Weight
LSL3606 34 INCH LED SHOP LIGHT. 3000 LUMEN, 4000K, CRI83. PULL CHAIN ON/OFF SWITCH. 6 FOOT 18/3 SPT2 CORD. INCLUDES 16 INCH HANG CHAINS AND PULL CHAIN EXTENSION.	SPT2 18/3 6 ft	0.40A 120V 60Hz	4	9 lbs
UPC 0-40082-43080-7				

PLA360

36-1/2 INCH 5988 LUMEN HEAVY DUTY INDOOR/OUTDOOR LED AREA LIGHT IP65 RAINPROOF. 15 FT SJOOW CORD WITH WATER PROOF NEMA 5-15 PLUG. 2 FT FEEDER CORD WITH WATER PROOF NEMA 5-15R CONNECTOR. LIGHTS CAN BE CHAINED TOGETHER (MAX 10 PER CHAIN). ADJUSTABLE NYLON HANG STRAPS, HEAVY DUTY POLYCARBONATE TUBE AND POLYURETHANE END COVERS. WATERPROOF ON/OFF SWITCH.

UPC 0-40082-98183-5	SJOOW 16/3 2 and 15 ft	50 WATT 0.5A 90-240VAC	1	9.15 lbs
----------------------------	---------------------------	---------------------------	---	----------

PLA384

45-1/2 INCH 7180 LUMEN HEAVY DUTY INDOOR/OUTDOOR LED AREA LIGHT IP65 RAINPROOF. 15 FT SJOOW CORD WITH WATER PROOF NEMA 5-15 PLUG. 2 FT FEEDER CORD WITH WATER PROOF NEMA 5-15R CONNECTOR. LIGHTS CAN BE CHAINED TOGETHER (MAX 10 PER CHAIN). ADJUSTABLE NYLON HANG STRAPS, HEAVY DUTY POLYCARBONATE TUBE AND POLYURETHANE END COVERS. WATERPROOF ON/OFF SWITCH.


UPC 0-40082-98184-2	SJOOW 16/3 2 and 15 ft	60 WATT 0.6A 90-240VAC	1	10.7 lbs
----------------------------	---------------------------	---------------------------	---	----------



PLA360



PLA384



LED Retractable Work Light Reels



920LSM

Catalog No. Description/UPC	Cord Type Gauge/Length	Maximum Rating	Master Pack	Master Cubic Feet	Master Weight
-----------------------------	------------------------	----------------	-------------	-------------------	---------------

920LSM

18 SMD LED 150 LUMEN RETRACTABLE CORD REEL TASK LIGHT, 20FT 18/2 SVT CORD WITH HIGH-IMPACT PLASTIC REEL HOUSING AND ON/OFF SWITCH BUILT INTO HANDLE, SWIVEL HANGING HOOK, TOP AND BOTTOM PROTECTIVE BUMPERS.

UPC 0-40082-01284-3



SVT 18/2 20 ft 3.5 WATT 0.05A 120V

4 .94 CU ft 17.2 lbs

3230SMS

30 SMD LED 300 LUMEN RETRACTABLE CORD REEL TASK LIGHT. POWDER COATED STEEL REEL HOUSING, ON/OFF SWITCH IN HANDLE. DUAL FOLDING SWIVEL HOOKS, REMOVEABLE ROTATING MAGNET.

UPC 0-40082-01290-4



SJT 18/2 30 ft 5 WATT .07A 120V

4 1.88 CU ft 31 lbs

5050CL8

8 WATT COB LED 975 LUMEN CORD REEL. RUGGED POWDER COATED STEEL REEL, POWER "ON" INDICATOR LIGHT, BUILT IN NEODYMIUM MAGNET, FOLDING SWIVEL HOOK AND OVERMOLDED COMFORT RUBBER HANDLE.

UPC 0-40082-43057-9



SJT 18/2 50 ft 8 WATT .13A 120V

4 2.17 CU ft 38 lbs

5050SM

34 SMD LED 500 LUMEN CORD REEL WORK LIGHT. TOP AND BOTTOM PROTECTIVE BUMPERS AND FOLDING SWIVEL HOOKS, REMOVEABLE ROTATING MAGNET AND FINGER GRIPS.

UPC 0-40082-01321-5



SJT 18/2 50 ft 7.2 WATT 0.1A 120V

4 2.75 CU ft 42.4 lbs



3230SMS



5050CL8



5050SM

LED Retractable Work Light Reels



5030AS



5030AM



8150MM



FTL130



FTL230

RBK11000

Catalog No. Description/UPC	Cord Type Gauge/Length	Maximum Rating	Master Pack	Master Cubic Feet	Master Weight
-----------------------------	------------------------	----------------	-------------	-------------------	---------------

5030AS

32 SMD LED 450 LUMEN RETRACTABLE CORD REEL RUGGED POWDER COATED STEEL REEL, WITH BUILT IN GROUNDED OUTLET, ON/OFF SWITCH, REMOVABLE ROTATING MAGNET CLIP, FOLDING SWIVEL HOOK AND POWER "ON" INDICATOR LIGHT.

UPC 0-40082-01308-6	SJT 16/3 30 ft	1440 WATT 12A 120V	4	2 CU ft	42 lbs
---------------------	----------------	--------------------	---	---------	--------

5030AM

1300 LUMEN COB LED CORD REEL TASK LIGHT. GROUNDED OUTLET AND ON/OFF SWITCH IN HANDLE, INTEGRATED MAGNET, SWIVEL HOOK, POWER "ON" INDICATOR LIGHT, OVER MOLDED RUBBER HANDLE.

UPC 0-40082-43079-1	SJTOW 16/3 30 ft	1440 WATT 12A 120V	4	2.29 CU ft	39.8 lbs
---------------------	------------------	--------------------	---	------------	----------

8150MM

1300 LUMEN COB LED CORD REEL TASK LIGHT. GROUNDED OUTLET AND ON/OFF SWITCH IN HANDLE, INTEGRATED MAGNET, SWIVEL HOOK, POWER "ON" INDICATOR LIGHT, OVER MOLDED RUBBER HANDLE. INDUSTRIAL GRADE THERMOPLASTIC HOUSING, REMOVEABLE STEEL MOUNTING BRACKET, CONVENIENT CARRY HANDLE.

UPC 0-40082-43116-3	SJTOW 14/3 50 ft	1625 WATT 13A 125V	2	2.1 CU ft	30.4 lbs
---------------------	------------------	--------------------	---	-----------	----------

LED Bench Lights

Catalog No. Description/UPC	Pack	Weight	Cord Length	Wire Gauge	Wire Type
-----------------------------	------	--------	-------------	------------	-----------

FTL130

220 LUMEN CREE® LED. 18" FLEXIBLE ARMS-DIRECTS LIGHT AND MAGNIFICATION. 4" DIAMETER FRAMELESS MAGNIFIER-2X GENERAL /10X SPOT MAGNIFICATION. HEAVY NON-TIPPING BASE WITH BUILT-IN STORAGE TRAY AND MAGNET. MOUNTS TO 3/8" FLY TYING VICE POST. BENCH CLAMP ACCOMMODATES UP TO 2 3/4" THICK SURFACES.

UPC 0-40082-01345-1	4	25 lbs	8 ft	22/2	SPT1
---------------------	---	--------	------	------	------

FTL230

DUAL 220 LUMEN CREE® LED'S. 18" FLEXIBLE ARMS DIRECT LIGHT, ELIMINATES SHADOWS. MULTI-POSITION SWITCH CONTROLS LIGHT INDEPENDENTLY. HEAVE NON-TIPPING BASE WITH BUILT-IN STORAGE TRAY AND MAGNET. ALSO MOUNTS TO 3/8" POST. BENCH CLAMP ACCOMMODATES UP TO 2-3/4" THICKNESS.

UPC 0-40082-01346-8	4	25 lbs	8 ft	22/2	SPT2
---------------------	---	--------	------	------	------

RBK11000

11000 mAh LITHIUM POLYMER RECHARGEABLE POWER BANK. ON/OFF SWITCH AND CHARGE STATUS INDICATOR LED'S. WILL POWER THE FTL130 AND FTL230 WITH PROVIDED USB TO SINGLE PIN CORD. CAN ALSO BE USED TO CHARGE ANY DEVICE THAT USES USB TO MICRO USB WITH INCLUDED CORD.

UPC 0-40082-81940-4	20	14 lbs			
---------------------	----	--------	--	--	--



Flourescent Work Lights

PLR-13



Catalog No. Description/UPC	Cord Type Gauge/Length	Maximum Rating	Master Pack	Master Cubic Feet	Master Weight
-----------------------------	------------------------	----------------	-------------	-------------------	---------------

PLR-13
RECHARGEABLE 13 WATT FLUORESCENT TASK LIGHT WITH NiMH BATTERY PACK. REMOVEABLE BATTERY PACK WITH LOW VOLTAGE INDICATOR. AC/DC CHARGER.

UPC 0-40082-00833-4  N/A 7.2 V 4* 1.2 CU ft 14 lbs

* Clam shell package



Retractable Work Light Reels

Catalog No. Description/UPC	Cord Type Gauge/Length	Maximum Rating	Master Pack	Master Cubic Feet	Master Weight
-----------------------------	------------------------	----------------	-------------	-------------------	---------------


920DT
INCANDESCENT LIGHT WITH RETRACTABLE HIGH-IMPACT PLASTIC REEL HOUSING, GROUNDED OUTLET, RESETTABLE CIRCUIT BREAKER, GROUNDED METAL GUARD, ON/OFF SWITCH AND HOOK.

UPC 0-40082-00536-4  SVT 18/3 20 ft 875 WATT 7A 120V 4 .971 CU ft 15.2 lbs

920LSM
18 SMD 150 LUMEN CORD REEL WORK LIGHT. HIGH-IMPACT PLASTIC REEL HOUSING, FOLDING SWIVEL HOOK, ON/OFF PUSH SWITCH IN HANDLE, PROTECTIVE TOP AND BOTTOM BUMPERS, FINGER GRIPS.

UPC 0-40082-01284-3  SJT 18/2 20 ft 875 WATT 7A 120V 4 .971 CU ft 17.2 lbs

3230EF
RETRACTABLE POWDER COATED STEEL REEL HOUSING WITH 13W FLUORESCENT PL TYPE LAMP. ON/OFF SWITCH IN HANDLE, FOLDING SWIVEL HOOK, NO TOOL BULB REPLACEMENT.

UPC 0-40082-00532-6  SJT 18/2 30 ft 13 WATT .350A 120V 4 1.8 CU ft 31.6 lbs

3225UFC
RETRACTABLE POWDER COATED STEEL REEL HOUSING WITH 13W FLUORESCENT PL TYPE LAMP. ON/OFF SWITCH, GROUNDED OUTLET IN HANDLE, CIRCUIT BREAKER, FOLDING SWIVEL HOOK AND ROTATING MAGNET MOUNT.

UPC 0-40082-00541-8  SJT 16/3 25 ft 1250 WATT 10A 120V 4 1.9 CU ft 32.6 lbs



920DT



920LSM



3230EF

3225UFC

Retractable Reels



3225ATC

Catalog No. Description/UPC	Cord Type Gauge/Length	Maximum Rating	Master Pack	Master Cubic Feet	Master Weight
-----------------------------	------------------------	----------------	-------------	-------------------	---------------

3225ATC

RETRACTABLE POWDER COATED STEEL HOUSING. THREE GROUNDED OUTLETS WITH RESETTABLE CIRCUIT BREAKER, POWER "ON" INDICATOR LIGHT.

UPC 0-40082-00539-5	SJT 16/3 25 ft	1200 WATT 10A 120V	4	1.4 CU ft	28.2 lbs
---------------------	-------------------	-----------------------	---	-----------	----------

3525AC

RETRACTABLE PORTABLE POWER CORD REEL, POWDER-COATED STEEL HOUSING, 4 CIRCUIT BREAKER PROTECTED GROUNDED OUTLETS FLEXIBLE COLD WEATHER CORD, POWER "ON" INDICATOR LIGHT.

UPC 0-40082-00534-0	SJTW 16/3 25 ft	1200 WATT 10A 120V	4	1.2 CU ft	29 lbs
---------------------	--------------------	-----------------------	---	-----------	--------

3230SMS

30 SMD LED 300 LUMEN RETRACTABLE CORD REEL TASK LIGHT. POWDER COATED STEEL REEL HOUSING, ON/OFF SWITCH IN HANDLE. DUAL FOLDING SWIVEL HOOKS, REMOVEABLE ROTATING MAGNET.

UPC 0-40082-01290-4	SJT 18/2 30 ft	2.4 WATT .020A 120V	4	1.88 CU ft	31 lbs
---------------------	-------------------	------------------------	---	------------	--------



3525AC



3230SMS



Incandescent Work Lights



TL-6P

TL-25P

TL-25PN



TL-25GM

TL-50GM

Catalog No. Description/UPC	Cord Type Gauge/Length	Maximum Rating	Master Pack	Master Cubic Feet	Master Weight
TL-6P ON/OFF SWITCH BUILT INTO HANDLE / PLASTIC SWING – OPEN BULB GUARD WITH SWIVEL HOOK.					
UPC 0-40082-01050-4	SJT 18/2 6 ft	75 WATT 125V	9	1.7 CU ft	8.3lbs
TL-25P ON/OFF SWITCH BUILT INTO HANDLE / PLASTIC SWING – OPEN BULB GUARD WITH SWIVEL HOOK.					
UPC 0-40082-00413-8	SJT 18/2 25 ft	75 WATT 125V	6 [†]	1.3 CU ft	11.7 lbs
TL-25PN PLASTIC SWING – OPEN BULB GUARD WITH SWIVEL HOOK. NO SWITCH.					
UPC 0-40082-00471-8	SJT 18/2 25 ft	75 WATT 125V	6	1.2 CU ft	10.7 lbs
TL-25GM GROUNDED SIDE OUTLET AND ON/OFF SWITCH BUILT INTO HANDLE. GROUNDED METAL SWING-OPEN BULB GUARD WITH HANGING HOOK.					
UPC 0-40082-00419-0	SJT 16/3 25 ft	1500 WATT 12A 125V	6 [†]	1.3 CU ft	16.8 lbs
TL-50GM GROUNDED SIDE OUTLET AND ON/OFF SWITCH BUILT INTO HANDLE. GROUNDED METAL SWING-OPEN BULB GUARD WITH HANGING HOOK.					
UPC 0-40082-00453-4	SJT 16/3 50 ft	1500 WATT 12A 125V	6 [†]	1.6 CU ft	28 lbs

[†] Display tray pack



Incandescent Work Lights



TL-25GM-CB



TLP-25GM-CB

TLP-50GM-CB

Catalog No. Description/UPC	Cord Type Gauge/Length	Maximum Rating	Master Pack	Master Cubic Feet	Master Weight
TL-25GM-CB GROUNDED SIDE OUTLET, RESETTABLE CIRCUIT BREAKER AND ON/OFF SWITCH BUILT INTO HANDLE. GROUNDED METAL SWING OPEN BULB GUARD WITH HANGING HOOK.					
UPC 0-40082-00414-5	SJT 16/3 25 ft	1500 WATT 12A 125V	6 [†]	1.3 CU ft	16.9 lbs
TLP-25GM-CB GROUNDED SIDE OUTLET, RESETTABLE CIRCUIT BREAKER AND ON/OFF SWITCH BUILT INTO HANDLE. GROUNDED, COATED METAL BULB GUARD WITH SPECIAL ROTARY HANGING HOOK. OIL RESISTANT OUTDOOR ALL-WEATHER CORD REMAINS FLEXIBLE IN SUBZERO TEMPERATURES.					
UPC 0-40082-00806-8	SJTOW 16/3 25 ft	1500 WATT 12A 125V	6 [†]	1.3 CU ft	18 lbs
TLP-50GM-CB GROUNDED SIDE OUTLET, RESETTABLE CIRCUIT BREAKER AND ON/OFF SWITCH BUILT INTO HANDLE. GROUNDED, COATED METAL BULB GUARD WITH SPECIAL ROTARY HANGING HOOK. OIL RESISTANT OUTDOOR ALL-WEATHER CORD REMAINS FLEXIBLE IN SUBZERO TEMPERATURES.					
UPC 0-40082-00807-5	SJTOW 16/3 50 ft	1500 WATT 12A 125V	6 [†]	2.1 CU ft	29 lbs

ABOVE UNITS HAVE A MAXIMUM OF 100 WATT LAMP RATING

[†] Display tray pack



Incandescent Work Lights



HTL-25M-CB

HTL-50M-CB



Special Rotary hanging hook Rotates 360° and detents to hold light in place.

Catalog No. Description/UPC	Cord Type Gauge/Length	Maximum Rating	Master Pack	Master Cubic Feet	Master Weight
-----------------------------	------------------------	----------------	-------------	-------------------	---------------

HTL-25M-CB

GROUNDING METAL REFLECTOR WITH OSHA WRAP AROUND 360° HEAVY DUTY METAL BULB / REFLECTOR GUARD WITH SPECIAL ROTARY HANGING HOOK. ON/OFF SWITCH, GROUNDING SIDE OUTLET WITH RESETTABLE 12 AMP CIRCUIT BREAKER BUILT INTO HANDLE. OUTDOOR ALL-WEATHER CORD REMAINS FLEXIBLE IN SUBZERO TEMPERATURES.

UPC 0-40082-00458-9	SJTW 14/3 25 ft	1500 WATT 12A 125V	4 [‡]	1.2 CU ft	17 lbs
----------------------------	-----------------	--------------------	----------------	-----------	--------

HTL-50M-CB

GROUNDING METAL REFLECTOR WITH OSHA WRAP AROUND 360° HEAVY DUTY METAL BULB / REFLECTOR GUARD WITH SPECIAL ROTARY HANGING HOOK. ON/OFF SWITCH, GROUNDING SIDE OUTLET WITH RESETTABLE 12 AMP CIRCUIT BREAKER BUILT INTO HANDLE. OUTDOOR ALL-WEATHER CORD REMAINS FLEXIBLE IN SUBZERO TEMPERATURES.

UPC 0-40082-00468-8	SJTW 14/3 50 ft	1500 WATT 12A 125V	4	1.9 CU ft	25.1 lbs
----------------------------	-----------------	--------------------	---	-----------	----------

[‡] Display tray pack

ABOVE UNITS HAVE A MAXIMUM OF 100 WATT LAMP RATING



Retractable Incandescent Work Light Reels



920DT

5000A-30G

5000-50G-CB

Catalog No. Description/UPC	Cord Type Gauge/Length	Maximum Rating	Circuit Breaker	No. of Outlets	Master Pack	Master Cubic Ft	Master Weight
-----------------------------	------------------------	----------------	-----------------	----------------	-------------	-----------------	---------------

920DT

INCANDESCENT LIGHT WITH RETRACTABLE HIGH-IMPACT PLASTIC REEL HOUSING, GROUNDING OUTLET, RESETTABLE CIRCUIT BREAKER, GROUNDING METAL GUARD, ON/OFF SWITCH AND HOOK.

UPC 0-40082-00536-4	SVT 18/3 20 ft	875 WATT 7A 125V	YES	1	4	.971 CU ft	15.2 lbs
----------------------------	----------------	------------------	-----	---	---	------------	----------

5000A-30G

POWDER COATED STEEL REEL HOUSING. TROUBLE LIGHT WITH GROUNDING METAL BULB GUARD, ON/OFF SWITCH AND SIDE OUTLET BUILT INTO HANDLE.

UPC 0-40082-00411-4	SJT 16/3 30 ft	1250 WATT 10A 125V	NO	1	4	1.7 CU ft	35.1 lbs
----------------------------	----------------	--------------------	----	---	---	-----------	----------

5000-50G-CB

POWDER COATED STEEL REEL HOUSING. TROUBLE LIGHT WITH GROUNDING METAL BULB GUARD, ON/OFF SWITCH AND SIDE OUTLET BUILT INTO HANDLE WITH RESETTABLE CIRCUIT BREAKER.

UPC 0-40082-00446-6	SJT 18/3 50 ft	875 WATT 7A 125V	YES	1	4	1.7 CU ft	37.8 lbs
----------------------------	----------------	------------------	-----	---	---	-----------	----------

[‡] Display tray pack

ABOVE UNITS HAVE A MAXIMUM OF 100 WATT LAMP RATING

Resettable Circuit Breakers

- Provides immediate overload protection
- Cuts off power due to accidental shorts

If circuit breaker trips, remove overload and wait 2 minutes before resetting breaker by pushig on/off button.





5000A-30G-CB

Retractable Incandescent Work Light Reels

Catalog No. Description/UPC	Cord Type Gauge/Length	Maximum Rating	Circuit Breaker	No. of Outlets	Master Pack	Master Cubic Ft	Master Weight
-----------------------------	------------------------	----------------	-----------------	----------------	-------------	-----------------	---------------

5000A-30G-CB

POWDER COATED STEEL REEL. LIGHT WITH GROUNDED METAL BULB GUARD, ON/OFF SWITCH, RESETTABLE CIRCUIT BREAKER AND GROUNDED SIDE OUTLET ON HANDLE.

UPC 0-40082-00420-6	UL _{us} SJT 16/3 30 ft	1250 WATT 10A 125V	YES	1	4	1.7 CU ft	35.9 lbs
---------------------	---------------------------------	-----------------------	-----	---	---	-----------	----------

ABOVE UNIT HAS A MAXIMUM OF 100 WATT LAMP RATING



Retractable Cord Reels- Cord pulls out of reel to desired length and locks; retracts with slight tug on cord, providing built-in tangle-free cord storage. Reel units are either heavy-duty powder-coated metal or high impact resistant thermoplastic housings. All reel units include instructions and hardware for ceiling or wall mounting.



8050M-W

Retractable Incandescent Work Light Reels

Catalog No. Description/UPC	Cord Type Gauge/Length	Maximum Rating	Circuit Breaker	No. of Outlets	Master Pack	Master Cubic Ft	Master Weight
-----------------------------	------------------------	----------------	-----------------	----------------	-------------	-----------------	---------------

8050M-W

INDUSTRIAL GRADE THERMOPLASTIC REEL HOUSING. QUICK RELEASE MOUNTING BRACKET, CONVENIENT CARRYING HANDLE. WORK LIGHT WITH BUILT-IN CIRCUIT BREAKER. SIDE OUTLET AND OSHA WRAP AROUND 360° HEAVY-DUTY BULB REFLECTOR, GUARD. SPECIAL ROTATING HOOK.

UPC 0-40082-00801-3	UL _{us} SJTW 14/3 50 ft	1625 WATT 13A 125V	YES	1	2	2.1 CU ft	32.8 lbs
---------------------	----------------------------------	-----------------------	-----	---	---	-----------	----------

ALL CORD REEL UNITS INCLUDE HARDWARE AND INSTRUCTIONS FOR WALL OR CEILING MOUNTING
MAXIMUM OF 100 WATT LAMP RATING



EPL-6
EPL-15
EPL-50

Fluorescent Work Lights *Energy-saving Fluorescent Lamps*

Catalog No. Description/UPC	Cord Type Gauge/Length	Maximum Rating	Master Pack	Master Cubic Feet	Master Weight
-----------------------------	------------------------	----------------	-------------	-------------------	---------------

EPL-6

13 WATT PL LAMP, BALLAST AND ON/OFF SWITCH BUILT IN HANDLE. POLYCARBONATE LENS W / 270° ARC OF LIGHT. SHATTER-RESISTANT HOUSING. 360° ADJUSTABLE HANGING HOOK. EASILY REPLACEABLE LAMP (NO TOOLS NEEDED).

UPC 0-40082-00439-8	UL _{us} SJT 18/2 6 ft	13 WATT .350A 125V	6 [‡]	.6 CU ft	9.5 lbs
---------------------	--------------------------------	-----------------------	----------------	----------	---------

EPL-15

13 WATT PL LAMP, BALLAST AND ON/OFF SWITCH BUILT IN HANDLE. POLYCARBONATE LENS W / 270° ARC OF LIGHT. SHATTER-RESISTANT HOUSING. 360° ADJUSTABLE HANGING HOOK. EASILY REPLACEABLE LAMP (NO TOOLS NEEDED).

UPC 0-40082-00438-1	UL _{us} SJT 18/2 15 ft	13 WATT .350A 125V	6 [‡]	.6 CU ft	12.9 lbs
---------------------	---------------------------------	-----------------------	----------------	----------	----------

EPL-50

13 WATT PL LAMP, BALLAST AND ON/OFF SWITCH BUILT IN HANDLE. POLYCARBONATE LENS W / 270° ARC OF LIGHT. SHATTER-RESISTANT HOUSING. 360° ADJUSTABLE HANGING HOOK. EASILY REPLACEABLE LAMP (NO TOOLS NEEDED).

UPC 0-40082-00489-3	UL _{us} SJT 18/2 50 ft	13 WATT .350A 125V	4	.7 CU ft	16.5 lbs
---------------------	---------------------------------	-----------------------	---	----------	----------



Fluorescent Work Lights

Energy-Saving Fluorescent Lamps...

15F-25
15F-50



Catalog No. Description/UPC	Cord Type Gauge/Length	Maximum Rating	Master Pack	Master Cubic Feet	Master Weight
-----------------------------	------------------------	----------------	-------------	-------------------	---------------

EPL-25NS

BALLAST BUILT IN HANDLE. POLYCARBONATE LENS W/ 270° ARC OF LIGHT. SHATTER-RESISTANT HOUSING. 360° ADJUSTABLE HANGING HOOK. EASILY REPLACEABLE 13 WATT LAMP (NO TOOLS NEEDED) NO SWITCH. MEETS N.E.C. 511 (F) FOR USE IN COMMERCIAL GARAGES.

UPC 0-40082-00466-4	SJT 18/2 25 ft	13 WATT .350A 125V	6	1.1 CU ft	17.4 lbs
----------------------------	----------------	-----------------------	---	-----------	----------

15F-25

ON/OFF SWITCH IN HANDLE. PLUG IN BALLAST. SHATTER-RESISTANT HOUSING. NON-GLARE LENS. HANGING HOOK SWIVELS 360°. 2 ADDITIONAL HOOKS FOR HORIZONTAL HANGING 15 WATT LAMP.

UPC 0-40082-00408-4	SJT 18/2 25 ft	15 WATT .305A 125V	6	2.1 CU ft	20.6 lbs
----------------------------	----------------	-----------------------	---	-----------	----------

15F-50

ON/OFF SWITCH IN HANDLE. PLUG IN BALLAST. SHATTER-RESISTANT HOUSING. NON-GLARE LENS. HANGING HOOK SWIVELS 360°. 2 ADDITIONAL HOOKS FOR HORIZONTAL HANGING 15 WATT LAMP.

UPC 0-40082-00496-1	SJT 18/2 50 ft	15 WATT .305A 125V	6	2.1 CU ft	30 lbs
----------------------------	----------------	-----------------------	---	-----------	--------

† Display tray pack



QXL-6G
QXL-25G



Grounded Outlet In Handle



UPL-25G
UPL-50G



Catalog No. Description/UPC	Cord Type Gauge/Length	Maximum Rating	Master Pack	Master Cubic Feet	Master Weight
-----------------------------	------------------------	----------------	-------------	-------------------	---------------

QXL-6G

26 WATT FLUORESCENT PL TYPE LAMP, ON/OFF SWITCH AND GROUNDED OUTLET IN HANDLE, 2 MULTI-POSITION HOOKS, REMOVEABLE ROTATING MAGNET CLIP, NO TOOL BULB REPLACEMENT. POWER "ON" INDICATOR LIGHT.

UPC 0-40082-01220-1	SJT 16/3 6 ft	1440 WATT 12A 120V	4	.8 CU ft	10.5 lbs
----------------------------	---------------	-----------------------	---	----------	----------

QXL-25G

26 WATT FLUORESCENT PL TYPE LAMP, ON/OFF SWITCH AND GROUNDED OUTLET IN HANDLE, 2 MULTI-POSITION HOOKS, REMOVEABLE ROTATING MAGNET CLIP, NO TOOL BULB REPLACEMENT. POWER "ON" INDICATOR LIGHT.

UPC 0-40082-01228-7	SJT 16/3 25 ft	1440 WATT 12A 120V	4	1.03 CU ft	15.3 lbs
----------------------------	----------------	-----------------------	---	------------	----------

UPL-25G

13 WATT PL LAMP, GROUNDED OUTLET, ON/OFF SWITCH BUILT INTO HANDLE, SWIVEL HANGING HOOK. 360° REMOVEABLE ROTATING MAGNET.

UPC 0-40082-00442-8	SJT 16/3 25 ft	1440 WATT 12A 120V	4	.9 CU ft	15 lbs
----------------------------	----------------	-----------------------	---	----------	--------

UPL-50G

13 WATT PL LAMP, GROUNDED OUTLET, ON/OFF SWITCH BUILT INTO HANDLE, ADJUSTABLE HANGING HOOK. 360° REMOVEABLE ROTATING MAGNET MOUNTING CLIP.

UPC 0-40082-00490-9	SJT 16/3 50 ft	1440 WATT 12A 120V	4	.9 CU ft	22.2 lbs
----------------------------	----------------	-----------------------	---	----------	----------

SF815

8W FLUORESCENT T5 LAMP, PUSH ON/OFF SWITCH IN HANDLE, HIGH-IMPACT HOUSING, POLYCARBONATE LENS WITH NON-GLARE SHADE, 2 FOLDING 360° SWIVEL HOOKS, FINGER GRIPS, TOP AND BOTTOM SHOCK CUSHIONS.

UPC 0-40082-00537-1	SJT 18/2 15 ft	8 WATT .12A 120V	4	.68 CU ft	8.8 lbs
----------------------------	----------------	---------------------	---	-----------	---------

SF1415

14W FLUORESCENT T5 LAMP, ON/OFF SWITCH IN HANDLE, HIGH-IMPACT HOUSING, POLYCARBONATE LENS WITH NON-GLARE SHADE, 2 FOLDING 360° SWIVEL HOOKS, FINGER GRIPS, TOP AND BOTTOM SHOCK CUSHIONS.

UPC 0-40082-00538-8	SJT 18/2 15 ft	14 WATT .22A 120V	4	.93 CU ft	10 lbs
----------------------------	----------------	----------------------	---	-----------	--------

SF815

SF1415



WHERE INNOVATION COMES TO LIGHT®





Fluorescent Work Lights

Energy-Saving Fluorescent Lamps...



QPL-8

15FG-25



Two Adjustable Mounting Stands
Grounded Outlet In Handle

Catalog No. Description/UPC	Cord Type Gauge/Length	Maximum Rating	Master Pack	Master Cubic Feet	Master Weight
QPL-8 FOUR 13 WATT PL STYLE LAMPS. TWO ON/OFF SWITCHES (ONE SWITCH FOR EACH PAIR OF LAMPS). ADJUSTABLE STAND BASE AND WALL MOUNT. MEASURES 10 ¹ / ₄ " X 8 ¹ / ₂ " X 4 ⁵ / ₈ ".					
UPC 0-40082-01039-9	SPT 18/2 8 ft	52 WATT 120V 60HZ AC	4	1.3 CU ft	13lbs

15FG-25 15W FLOURESCENT LAMP WITH GROUNDED OUTLET, ON/OFF SWITCH BUILT INTO HANDLE, 2 FOLDING 360° SWIVEL HOOKS. TWO ADJUSTABLE MOUNTING STANDS INCLUDED. 15 WATT LAMP WITH NON-GLARE REFLECTOR.					
UPC 0-40082-00809-9	SJT 16/3 25 ft	1440 WATT 12A 120V	4	1.4 CU ft	18.1 lbs

† Display tray pack



Retractable Fluorescent Work Light Reels



13RPL-20E

13RPL-40

15RF-40

Catalog No. Description/UPC	Cord Type Gauge/Length	Maximum Rating	Master Pack	Master Cubic Feet	Master Weight
13RPL-20E 13W FLUORESCENT LIGHT RETRACTABLE CORD REEL WITH DURABLE SHATTER RESISTANT REEL AND LAMP HOUSING. PLUG IN BALLAST. ON/OFF SWITCH BUILT INTO HANDLE. FOLDING SWIVEL HOOK. 13 WATT PL STYLE LAMP EASILY REPLACED WITHOUT TOOLS.					
UPC 0-40082-00443-5	SJT 18/2 20 ft	13 WATT .350A 120V	4	1.5 CU ft	18.9 lbs

13RPL-40 13W FLUORESCENT LIGHT RETRACTABLE CORD REEL. ON/OFF SWITCH AND BALLAST BUILT INTO LAMP HANDLE. ADJUSTABLE HANGING HOOK. 13 WATT PL STYLE LAMP WITH POWDER COATED METAL REEL HOUSING.					
UPC 0-40082-00524-1	SJT 18/2 40 ft	13 WATT .350A 125V	4	2 CU ft	39.6 lbs

15RF-40 15W RETRACTABLE FLUORESCENT LIGHT POWDER COATED STEEL CORD REEL WITH ON/OFF SWITCH IN HANDLE. PLUG IN BALLAST. SHATTER RESISTANT LAMP HOUSING. NON-GLARE LENS. HANGING HOOK SWIVELS 360°.					
UPC 0-40082-00435-0	SJT 18/2 40 ft	15 WATT .305A 125V	4	3.1 CU ft	43.5 lbs



Retractable Fluorescent Work Light Reels



8150AQ

Catalog No. Description/UPC	Cord Type Gauge/Length	Maximum Rating	Master Pack	Master Cubic Feet	Master Weight
8150AQ 26W FLUORESCENT LAMP ON INDUSTRIAL GRADE THERMOPLASTIC REEL HOUSING, REMOVABLE STEEL MOUNTING BRACKET, CARRYING HANDLE, ON/OFF SWITCH AND GROUNDED OUTLET BUILT IN HANDLE, POWER "ON" INDICATOR LIGHT, TWO FOLDING SWIVEL HOOKS, NO TOOL BULB REPLACEMENT, REMOVEABLE ROTATING MAGNET.					
UPC 0-40082-98185-9	SJT 16/3 50 ft	1200 WATT 10A 120V	2	2.1 CU ft	30.7 lbs



Retractable Fluorescent Work Light Reels

Catalog No. Description/UPC	Cord Type Gauge/Length	Maximum Rating	Master Pack	Master Cubic Feet	Master Weight
-----------------------------	------------------------	----------------	-------------	-------------------	---------------

5000-40PL-SS

13W FLUORESCENT LIGHT POWDER COATED STEEL REEL WITH AUTOMATIC ON/OFF SWITCHING FEATURE. SHATTER-RESISTANT LAMP HOUSING. FOLDING SWIVEL HOOK. NO OUTLET.

MEETS N. E. C. 511 (f) FOR USE IN COMMERCIAL GARAGES. THE REEL MUST BE MOUNTED A MINIMUM OF 12' ABOVE THE FLOOR AND THE CORD AND LAMP HEAD MUST BE SUPPORTED SO THAT THEY ARE A MINIMUM OF 18" ABOVE FLOOR LEVEL.

UPC 0-40082-01020-7	UL _{us} SJT 18/2 40 ft	13 WATT .305A 125V	4	2 CU ft	38.4 lbs
---------------------	---------------------------------	--------------------	---	---------	----------

13RF-30GR

13W FLUORESCENT LIGHT POWDER COATED STEEL REEL. BALLAST AND ON/OFF SWITCH BUILT IN HANDLE. 360° SWIVEL HOOK. POLYCARBONATE LENS W/ 270° ARC OF LIGHT. GROUNDED OUTLET IN HANDLE. NON-GLARE REFLECTOR.

UPC 0-40082-00523-4	UL _{us} SJT 16/3 30 ft	1250 WATT 10A 125V	4	2 CU ft	42 lbs
---------------------	---------------------------------	--------------------	---	---------	--------

5030AQ

POWDER COATED STEEL REEL WITH A 26 WATT FLUORESCENT PL TYPE LAMP, ON/OFF SWITCH AND GROUNDED OUTLET IN HANDLE, POWER "ON" INDICATOR LIGHT, 2 SWIVEL HOOKS, NO TOOL BULB REPLACEMENT, REMOVEABLE ROTATING MAGNET.

UPC 0-40082-01226-3	ETL _{us} SJT 16/3 30 ft	1200 WATT 10A 120V	4	2.33 CU ft	42.7 lbs
---------------------	----------------------------------	--------------------	---	------------	----------



Hand Held Halogen Work Lights

Catalog No. Description/UPC	Cord Type Gauge/Length	Maximum Rating	Master Pack	Master Cubic Feet	Master Weight
-----------------------------	------------------------	----------------	-------------	-------------------	---------------

HR-15

BRIGHT HALOGEN DIRECT BEAM LIGHT WITH 90° SWIVEL HEAD AND 360° ADJUSTABLE HANGING HOOK. ON/OFF SWITCH BUILT INTO HANDLE. COMPACT DESIGN.

UPC 0-40082-01031-3	UL _{us} SJT 18/2 15 ft	20 WATT .17A 125V	6 [‡]	.9 CU ft	10 lbs
---------------------	---------------------------------	-------------------	----------------	----------	--------



Portable Multi-Plug Cord Tenders

Catalog No. Description/UPC	Cord Type Gauge/Length	Maximum Rating	Circuit Breaker	No. of Outlets	Master Pack	Master Cubic Ft	Master Weight
-----------------------------	------------------------	----------------	-----------------	----------------	-------------	-----------------	---------------

7140A

40 FT. 16/3 SJTW WIND-UP CORD REEL WITH 4 CIRCUIT BREAKER PROTECTED GROUNDED OUTLETS. POWER "ON" INDICATOR LIGHT.

UPC 0-40082-01027-6	UL _{us} SJTW 16/3 40 ft	1250 WATT 10A 125V	YES	4	4	2.713 CU ft	24.7 lbs
---------------------	----------------------------------	--------------------	-----	---	---	-------------	----------

7080M

POWDER COATED STEEL WIND-UP REEL WITH FOUR CIRCUIT BREAKER PROTECTED GROUNDED OUTLETS, ILLUMINATED ON/OFF RESET SWITCH AND SJTW FLEXIBLE COLD WEATHER CORD.

UPC 0-40082-00824-2	UL _{us} SJTW 14/3 80 ft	13 WATT 10A 125V	YES	4	2	1.7 CU ft	27.8 lbs
---------------------	----------------------------------	------------------	-----	---	---	-----------	----------

6000-25G

PORTABLE WIND-UP MULTI-PLUG REEL WITH 4 GROUNDED OUTLETS. BUILT-IN RESETTABLE CIRCUIT BREAKER. CONVENIENT CARRYING HANDLE.

UPC 0-40082-00417-6	UL _{us} SJTW 16/3 25 ft	1250 WATT 10A 125V	YES	4	4	.8 CU ft	15.7 lbs
---------------------	----------------------------------	--------------------	-----	---	---	----------	----------





Retractable Extension Cord Reels



5000A-30GF



5000A-30GF-S



5000A-30GF-CB



5000M-30GF-CB

Catalog No. Description/UPC	Cord Type Gauge/ Length	Maximum Rating	Circuit Breaker	No. of Outlets	Master Pack	Master Cubic Ft	Master Weight
--------------------------------	-------------------------------	-------------------	--------------------	-------------------	----------------	--------------------	------------------

5000A-30GF

POWDER COATED STEEL RETRACTABLE CORD REEL HOUSING WITH THREE GROUNDED OUTLETS. POWER "ON" INDICATOR LIGHT.

UPC 0-40082-00412-1	UL _{us} SJT 16/3 30 ft	1250 WATT 10A 125V	NO	3	4	1.6 CU ft	36.8 lbs
---------------------	------------------------------------	--------------------------	----	---	---	-----------	-------------

5000A-30GF-S

POWDER COATED STEEL RETRACTABLE REEL HOUSING WITH ONE GROUNDED OUTLET.

UPC 0-40082-00498-5	UL _{us} SJT 16/3 30 ft	1250 WATT 10A 125V	NO	1	4	1.6 CU ft	35.4 lbs
---------------------	------------------------------------	--------------------------	----	---	---	-----------	-------------

5000A-30GF-CB

POWDER COATED STEEL RETRACTABLE CORD REEL HOUSING. POWER BLOCK WITH THREE GROUNDED OUTLETS AND BUILT IN RESETTABLE CIRCUIT BREAKER.

UPC 0-40082-00445-9	UL _{us} SJT 16/3 30 ft	1250 WATT 10A 125V	YES	3	4	1.5 CU ft	36.2 lbs
---------------------	------------------------------------	--------------------------	-----	---	---	-----------	-------------

5000M-30GF-CB

POWDER COATED STEEL RETRACTABLE CORD REEL HOUSING. POWER BLOCK WITH THREE GROUNDED OUTLETS, BUILT-IN RESETTABLE CIRCUIT BREAKER WITH HEAVY-DUTY 14/3 CORD.

UPC 0-40082-00492-3	UL _{us} SJTW 14/3 30 ft	1625 WATT 13A 125V	YES	3	4	1.6 CU ft	39.1 lbs
---------------------	-------------------------------------	--------------------------	-----	---	---	-----------	-------------



Retractable Extension Cord Reels



5020TF-4C

5020TFC

Catalog No. Description/UPC	Cord Type Gauge/ Length	Maximum Rating	Circuit Breaker	No. of Outlets	Master Pack	Master Cubic Ft	Master Weight
--------------------------------	-------------------------------	-------------------	--------------------	-------------------	----------------	--------------------	------------------

5020TF-4C

FOUR OUTLET HEAVY DUTY 20FT RETRACTABLE 12AWG EXTENSION CORD REEL WITH RUGGED POWDER COATED STEEL HOUSING, 15 AMP RESETTABLE CIRCUIT BREAKER PROTECTED 5-15P PLUG. FOUR 5-20R GROUNDED OUTLETS WITH POWER "ON" INDICATOR LIGHT. WALL OR CEILING MOUNT WITH INCLUDED HARDWARE.

UPC 0-40082-01254-6	UL _{us} SJTOW 12/3 20 ft	1875 WATT 15A 125V	YES	4	4	1.8 CU ft	41.4 lbs
---------------------	--------------------------------------	--------------------------	-----	---	---	-----------	-------------

5020TFC

SINGLE OUTLET HEAVY DUTY 20FT RETRACTABLE EXTENSION CORD REEL WITH RUGGED POWDER COATED STEEL HOUSING, 15 AMP RESETTABLE CIRCUIT BREAKER PROTECTED 5-15P PLUG, AND CLEAR-SINGLE 5-20R ILLUMINATED GROUNDED OUTLET. WALL OR CEILING MOUNT WITH INCLUDED HARDWARE.

UPC 0-40082-01255-3	UL _{us} SJTOW 12/3 20 ft	1875 WATT 15A 125V	YES	1	4	1.8 CU ft	39.1 lbs
---------------------	--------------------------------------	--------------------------	-----	---	---	-----------	-------------



Retractable Extension Cord Reels & Portable Multi-plug Cord Tenders



8140T-P
8150M-P



Catalog No. Description/UPC	Cord Type Gauge/Length	Maximum Rating	Circuit Breaker	No. of Outlets	Master Pack	Master Cubic Ft	Master Weight
-----------------------------	------------------------	----------------	-----------------	----------------	-------------	-----------------	---------------

8140T-P

HEAVY-DUTY INDUSTRIAL GRADE REEL HOUSING, QUICK RELEASE STEEL MOUNTING BRACKET, CONVENIENT CARRYING HANDLE, TRI-TAP WITH 3 GROUNDED OUTLETS WITH POWER "ON" INDICATOR LIGHT & BUILT IN CIRCUIT BREAKER. 40 FT. SJTOW 12/3 CORD.

UPC 0-40082-43071-5	SJTOW 12/3 40 ft	1875 WATT 15A 125V	YES	3	2	1.6 CU ft	31 lbs
----------------------------	------------------	-----------------------	-----	---	---	-----------	--------

8675MFT

8150M-P

HEAVY-DUTY INDUSTRIAL GRADE REEL HOUSING, QUICK RELEASE STEEL MOUNTING BRACKET, CONVENIENT CARRYING HANDLE, TRI-TAP WITH 3 GROUNDED OUTLETS WITH POWER "ON" INDICATOR LIGHT & BUILT IN CIRCUIT BREAKER. 50 FT. SJTOW 14/3 CORD.

UPC 0-40082-43072-2	SJTOW 14/3 50 ft	1625 WATT 13A 125V	YES	3	2	1.6 CU ft	25 lbs
----------------------------	------------------	-----------------------	-----	---	---	-----------	--------

8665TFS



8675MFT

HEAVY-DUTY INDUSTRIAL GRADE REEL HOUSING, REMOVEABLE STEEL MOUNTING BRACKET, CONVENIENT CARRYING HANDLE, CIRCUIT BREAKER PROTECTED LIGHTED TRI-TAP WITH PUSH BUTTON LOCKING CENTER OUTLET.

UPC 0-40082-42067-8	SJTOW 14/3 75 ft	1250 WATT 10A 125V	YES	3	2	1.9 CU ft	39.7lbs
----------------------------	------------------	-----------------------	-----	---	---	-----------	---------

8665TFQ

8665TFS

HEAVY-DUTY INDUSTRIAL GRADE REEL HOUSING, REMOVEABLE STEEL MOUNTING BRACKET, CONVENIENT CARRYING HANDLE, CIRCUIT BREAKER PROTECTED, LIGHTED CLEAR 5-15/20 SINGLE OUTLET.

UPC 0-40082-43059-3	SJTOW 12/3 65 ft	1875 WATT 15A 125V	YES	1	2	1.9 CU ft	44 lbs
----------------------------	------------------	-----------------------	-----	---	---	-----------	--------

8645TFI



8665TFQ

HEAVY-DUTY INDUSTRIAL GRADE REEL HOUSING, REMOVEABLE STEEL MOUNTING BRACKET, CONVENIENT CARRYING HANDLE, CIRCUIT BREAKER PROTECTED, FANNED QUAD 4 GROUNDED OUTLETS WITH LED POWER "ON" INDICATOR.

UPC 0-40082-43060-9	SJTOW 12/3 65 ft	1875 WATT 15A 125V	YES	4	2	1.9 CU ft	46.3 lbs
----------------------------	------------------	-----------------------	-----	---	---	-----------	----------

8645TFI

HEAVY-DUTY INDUSTRIAL GRADE REEL HOUSING, REMOVEABLE STEEL MOUNTING BRACKET, CONVENIENT CARRYING HANDLE, ILLUMINATED CLEAR 5-15/20 SINGLE OUTLET POWER BLOCK WITH LED POWER "ON" INDICATOR. 20A IN-LINE CIRCUIT BREAKER AND NEMA 5-20 MALE PLUG ON PIGTAIL.

UPC 0-40082-43061-6	SJTOW 12/3 45 ft	2500 WATT 20A 125V	YES	1	2	1.9 CU ft	37.5 lbs
----------------------------	------------------	-----------------------	-----	---	---	-----------	----------



Weather Proof NEMA 3R Reels



5330M-SW
5320T-SW

5220T-D
5220T-DH

Catalog No. Description/UPC	Cord Type Gauge/Length	Maximum Rating	Circuit Breaker	No. of Outlets	Master Pack	Master Weight
-----------------------------	------------------------	----------------	-----------------	----------------	-------------	---------------

5330M-SW

INDOOR/OUTDOOR RETRACTABLE EXTENSION CORD REEL WITH 30 FT, SJTOOW 14/3 WIRE. WATERTIGHT NEMA 5-15C CONNECTOR. RAINPROOF NEMA 3R ENCLOSURE, UL94V-0, UV RESISTANT. STAINLESS STEEL FASTENERS. STATIONARY L-BRACKET* IS COATED FOR OUTDOOR EXPOSURE, WET LOCATION. 5FT SJTOOW 14/3 PIGTAIL WITH LIGHTED MALE. 13 AMP RESETTABLE CIRCUIT BREAKER.

UPC 0-40082-43112-5	SJTOOW 14/3 30 ft	1625 WATT 13A 125V	YES	1	4	47.7lbs
----------------------------	-------------------	-----------------------	-----	---	---	---------

5320T-SW

INDOOR/OUTDOOR RETRACTABLE EXTENSION CORD REEL WITH 20 FT, SJTOOW 12/3 WIRE. WATERTIGHT NEMA 5-15C CONNECTOR. RAINPROOF NEMA 3R ENCLOSURE, UL94V-0, UV RESISTANT. STAINLESS STEEL FASTENERS. STATIONARY L-BRACKET* IS COATED FOR OUTDOOR EXPOSURE, WET LOCATION. 5FT SJTOOW 12/3 PIGTAIL WITH LIGHTED MALE. 15 AMP RESETTABLE CIRCUIT BREAKER.

UPC 0-40082-43111-8	SJTOOW 12/3 20 ft	1875 WATT 15A 125V	YES	1	4	48.5lbs
----------------------------	-------------------	-----------------------	-----	---	---	---------

5220T-D

INDOOR RETRACTABLE EXTENSION CORD REEL WITH 20 FT, SJTOOW 12/3 WIRE. DUAL DUPLEX PENDANT BOX. RUGGED SEALED ENCLOSURE. STAINLESS STEEL FASTENERS. POWDER COATED STATIONARY L-BRACKET*. 5FT SJTOOW 12/3 PIGTAIL WITH LIGHTED MALE. 15 AMP RESETTABLE CIRCUIT BREAKER.

UPC 0-40082-43114-9	SJTOOW 12/3 20 ft	1875 WATT 15A 125V	YES	4	4	52.8lbs
----------------------------	-------------------	-----------------------	-----	---	---	---------

5220T-DH

INDOOR RETRACTABLE EXTENSION CORD REEL WITH 20 FT, SJTOOW 12/3 WIRE. DUAL DUPLEX PENDANT BOX, HOSPITAL GRADE PLUG AND RECEPTACLES. RUGGED SEALED ENCLOSURE. STAINLESS STEEL FASTENERS. POWDER COATED STATIONARY L-BRACKET*. 5FT SJTOOW 12/3 PIGTAIL WITH LIGHTED MALE. 15 AMP RESETTABLE CIRCUIT BREAKER.

UPC 0-40082-43115-6	SJTOOW 12/3 20 ft	1875 WATT 15A 125V	YES	4	4	52.8lbs
----------------------------	-------------------	-----------------------	-----	---	---	---------

*Additional Bracket Options Available



Retractable Extension Cord Reels & Portable Multi-plug Cord Tenders

Catalog No. Description/UPC	Cord Type Gauge/Length	Maximum Rating	Circuit Breaker	No. of Outlets	Master Pack	Master Cubic Ft	Master Weight
-----------------------------	------------------------	----------------	-----------------	----------------	-------------	-----------------	---------------

9100HT

HEAVY-DUTY PORTABLE WIND-UP POWER CORD REEL, TUBULAR CONSTRUCTION. BUILT-IN 15-AMP CIRCUIT BREAKER. FOUR NEMA 5-20R RECEPTACLES. ACCEPTS 15 AMP OR 20 AMP PLUGS. ILLUMINATED POWER "ON" INDICATOR. HOLDS 100 FT. 12/3 OR 10/3 CORD SETS. ADJUSTABLE CLUTCH-NUT TO CONTROL FRICTION.

UPC 0-40082-01025-2	N/A	1875 WATT 15A 120V	YES	4	1	2.6 CU ft	12.8 lbs
----------------------------	-----	-----------------------	-----	---	---	-----------	----------

7100CC

HEAVY DUTY PORTABLE WIND-UP REEL, TUBULAR STEEL BASE AND ERGONOMIC NON-CONDUCTIVE CARRY HANDLE, ADJUSTABLE CLUTCH NUT TO ADJUST REEL FRICTION, WIRE GUIDE. HOLDS UP TO 100FT 12/3 SO EXTENSION CORDS. ALSO HOLDS/DISPENSES CABLE, WIRE, ROPE, TUBING AND HOSE.

UPC 0-40082-01243-0	N/A	N/A	NO	0	1	1.7 CU ft	9 lbs
----------------------------	-----	-----	----	---	---	-----------	-------

7100HD

HEAVY DUTY PORTABLE WIND-UP REEL WITH 4 NEMA 5-20R OUTLETS, 15 AMP CIRCUIT BREAKER AND ILLUMINATED POWER "ON" INDICATOR. TUBULAR STEEL BASE AND ERGONOMIC NON-CONDUCTIVE CARRY HANDLE, ADJUSTABLE CLUTCH-NUT TO CONTROL FRICTION, WIRE GUIDE. HOLDS UP TO 100FT 12/3 SO EXTENSION CORDS.

UPC 0-40082-01244-7	N/A	1875 WATT 15A 120V	YES	4	1	1.7 CU ft	10.2 lbs
----------------------------	-----	-----------------------	-----	---	---	-----------	----------



9100HT

7100HD

7100CC



MCC2201



**WC-625
WC-650
WC-6100**



**WC-425
WC-450
WC-4100**



**WCT-225
WCT-250
WCT-2100**

Retractable Data Reels

Catalog No. Description/UPC	Wire Type Length	Plug Type	Master Pack	Master Cubic Feet	Master Weight
MCC2201 20FT RETRACTABLE CAT6 REEL. TANGLE FREE COMPACT CABLE STORAGE, RUGGED POWDER COATED REEL WITH 7.5"- 9" MOUNTING BRACKET. MOUNTS HORIZONTALLY OR VERTICALLY. HARDWARE AND INSTRUCTIONS INCLUDED.	CAT6 20 ft	Modular RJ46	4	.9 CU ft	13 lbs
UPC 0-40082-01253-9					

Extension Cords

Indoor/Outdoor

Catalog No. Description/UPC	Cord Type Gauge/Length	Maximun Rating	Master Pack	Master Cubic Feet	Master Weight
WC-625 SINGLE GROUNDED OUTLET. SJTW 16/3 25 ft	1625 WATT 13A 125V	12 [‡]	.9 CU ft	23 lbs	
UPC 0-40082-01040-5					
WC-650 SINGLE GROUNDED OUTLET. SJTW 16/3 50 ft	1625 WATT 13A 125V	6 [‡]	.8 CU ft	23.2 lbs	
UPC 0-40082-01041-2					
WC-6100 SINGLE GROUNDED OUTLET. SJTW 16/3 100 ft	1250 WATT 10A 125V	4 [‡]	1.0 CU ft	29.5 lbs	
UPC 0-40082-01042-9					

Heavy Duty Indoor/Outdoor

Catalog No. Description/UPC	Cord Type Gauge/Length	Maximun Rating	Master Pack	Master Cubic Feet	Master Weight
WC-425 SINGLE GROUNDED OUTLET. SJTW 14/3 25 ft	1875 WATT 15A 125V	8 [‡]	.6 CU ft	20 lbs	
UPC 0-40082-99015-8					
WC-450 SINGLE GROUNDED OUTLET. SJTW 14/3 50 ft	1875 WATT 15A 125V	6 [‡]	.7 CU ft	29.3 lbs	
UPC 0-40082-99016-5					
WC-4100 SINGLE GROUNDED OUTLET. SJTW 14/3 100 ft	1625 WATT 13A 125V	2 [‡]	.4 CU ft	19.6 lbs	
UPC 0-40082-99017-2					

Extra Heavy Duty Indoor/Outdoor

Catalog No. Description/UPC	Cord Type Gauge/Length	Maximun Rating	Master Pack	Master Cubic Feet	Master Weight
WCT-225 THREE GROUNDED OUTLETS. SJTW 12/3 25 ft	1875 WATT 15A 125V	8 [‡]	1.0 CU ft	32.7 lbs	
UPC 0-40082-99021-9					
WCT-250 THREE GROUNDED OUTLETS. SJTW 12/3 50 ft	1875 WATT 15A 125V	4 [‡]	.8 CU ft	29.2 lbs	
UPC 0-40082-99022-6					
WCT-2100 THREE GROUNDED OUTLETS. SJTW 12/3 100 ft	1625 WATT 13A 125V	2 [‡]	.8 CU ft	29.6 lbs	
UPC 0-40082-99023-3					



Extension Cord Storage Devices



500 WR



7000 WR

Storage Devices

Catalog No. Description/UPC	Description	Master Pack	Master Cubic Feet	Master Weight
500 WR WRAP N CARRY™ UPC 0-40082-00449-7	STORES UP TO 100 FEET OF 16/3 ELECTRICAL CORD. BUILT-IN STORAGE COMPARTMENTS IN EACH END OF CORD TENDER.	9	1.8 CU ft	7 lbs
7000 WR PRO REEL™ WIND-UP PORTABLE REEL UPC 0-40082-00448-0	PORTABLE REEL STORES UP TO 100 FEET OF 12/3; 125 FEET OF 14/3; 150 FEET OF 16/3 ELECTRICAL CORD. WILL HOLD WIRE, ROPE, TUBING AND HOSE. INCLUDES REMOVEABLE WALL MOUNT BRACKETS FOR PORTABILITY. CORD NOT INCLUDED.	4	4.3 CU ft	15.6 lbs

Temporary Light Strings

Molded-on weather-resistant lamp sockets with durable plastic or metal bulb guards spaced on 10-foot centers, each socket rated 150 watts maximum. **Meets OSHA Requirements.**



TLS-100J2



TLS-50J3




TPL-25
TPL-50

Triple Outlet with Resettable Circuit Breaker

Catalog No. Description/UPC	Cord Type Gauge/Length	Maximun Rating	Master Pack	Master Cubic Feet	Master Weight
TLS-100J2 NON-LINKABLE. UPC 0-40082-00481-7	SJTW 14/2 100 ft	1500 WATT 12A 125V	1	1.1 CU ft	12.7 lbs
TLS-50 LINKABLE UPC 0-40082-00482-4	STW 12/3 50 ft	1875 WATT 15A 125V	2	1 CU ft	14 lbs
TLS-100 LINKABLE. UPC 0-40082-00483-1	STW 12/3 100 ft	1875 WATT 15A 125V	1	1.8 CU ft	29.7 lbs
TLS-50J3 LINKABLE METAL CAGES INSTALLED. UPC 0-40082-00484-8	SJTW 12/3 50 ft	1875 WATT 15A 125V	2	1.7 CU ft	13.8 lbs
TLS-100J3 LINKABLE METAL CAGES INSTALLED. UPC 0-40082-00486-5	SJTW 12/3 100 ft	1875 WATT 15A 125V	1	3.7 CU ft	26.9 lbs
TPL-25 SINGLE STANDARD SOCKET TEMPORARY PENDANT LIGHT. SOLID RUBBER HANDLE MOLDED TO CORD. POLYCARBONATE VENTED CLEAR GUARD, SWIVEL HANG HOOK. UPC 0-40082-00526-5	SOOW 16/2 25 ft	75 WATT 120V	6	2.5 CU ft	20 lbs
TPL-50 SINGLE STANDARD SOCKET TEMPORARY PENDANT LIGHT. SOLID RUBBER HANDLE MOLDED TO CORD. POLYCARBONATE VENTED CLEAR GUARD, SWIVEL HANG HOOK. UPC 0-40082-00527-2	SOOW 16/2 50 ft	75 WATT 120V	4	2.1 CU ft	22.7 lbs

Outdoor Extension Cords



Triple Outlet with Resettable Circuit Breaker

Catalog No. Description/UPC	Cord Type Gauge/Length	Maximum Rating	Master Pack	Master Cubic Feet	Master Weight
CST-6M UPC 0-40082-01010-8	SJTW 14/3 6 ft	1625 WATT 13A 125V	12‡	.7 CU ft	13.3 lbs
CST-25M UPC 0-40082-00961-4	SJTW 14/3 25 ft	1625 WATT 13A 125V	12‡	1.3 CU ft	36.4 lbs
CST-50M UPC 0-40082-00964-5	SJTW 14/3 50 ft	1625 WATT 13A 125V	6‡	1.4 CU ft	33.5 lbs
CST-6T UPC 0-40082-01000-9	SJTW 12/3 6 ft	1875 WATT 15A 125V	12‡	.7 CU ft	18.6 lbs
CST-25T UPC 0-40082-00962-1	SJTW 12/3 25 ft	1875 WATT 15A 125V	6‡	.8 CU ft	24.3 lbs
CST-50T UPC 0-40082-00965-2	SJTW 12/3 50 ft	1875 WATT 15A 125V	6‡	1.2 CU ft	45.3 lbs
CST-100T UPC 0-40082-00968-3	SJTW 12/3 100 ft	1625 WATT 13A 125V	2‡	.9 CU ft	28.4 lbs

‡ DISPLAY TRAY PACK



Commercial/Construction Site Products

Portable Ground Fault Circuit Interrupters

Ground fault circuit interrupters (GFCI) detect electrical leakage which could result in electrical shock. When detected the GFCI "shuts off" the power instantly.

Meets OSHA Requirements.



Catalog No. Description/UPC	Cord Type Gauge/Length	Maximum Rating	No. of Outlets	Master Pack	Master Cubic Ft	Master Weight
4115-6GF TWO GFCI PROTECTED 5-15R GROUNDED OUTLETS WITH OUTLET COVERS.						
UPC 0-40082-00461-9	SJTW 12/3 6 ft	1875 WATT 15A 125V	2	4	.4 CU ft	9.1 lbs
4215-6GF FOUR GFCI PROTECTED 5-15R GROUNDED OUTLETS WITH OUTLET COVERS.						
UPC 0-40082-00459-6	SJTW 12/3 6 ft	1875 WATT 15A 125V	4	4	.5 CU ft	10 lbs
GFT-2T GFCI PROTECTED 5-15P PLUG WITH CIRCUIT BREAKER PROTECTED 5-15R TRIPLE GROUNDED OUTLET POWER BLOCK.						
UPC 0-40082-00444-2	SJTW 12/3 2 ft	2500 WATT 20A 125V	3	8‡	.7 CU ft	10.3 lbs
6000-20G-GF GROUND FAULT CIRCUIT PROTECTED PORTABLE OUTLET REEL, RUGGED THERMOPLASTIC ENCLOSURE, 2 GROUNDED OUTLETS, OSHA.						
UPC 0-40082-00417-6	SJTW 14/3 20 ft	1800 WATT 15A 125V	2	4	1.2 CU ft	16.8 lbs

ALL ALERT PORTABLE GROUND FAULT CIRCUIT INTERRUPTERS ARE DESIGNED TO MEET OSHA REQUIREMENTS FOR ELECTRICAL PROTECTION IN THE WORKPLACE (ARTICLE 305, NATIONAL ELECTRIC CODE).

‡ DISPLAY TRAY PACK

Incandescent Clamp Lamps



MCL6P

Catalog No. Description/UPC	Cord Type Gauge/Length	Maximum Rating	Master Pack	Master Cubic Feet	Master Weight
--------------------------------	---------------------------	-------------------	----------------	----------------------	------------------

MCL6P

4 IN 1 INCANDESCENT WORK LIGHT; STICK IT, CLAMP IT, HANG IT OR STAND IT. ALUMINUM REFLECTOR SHADE, MAGNETIC BASE, CLAMP, HANGING HOOK AND STAND BASE WITH REMOVABLE LEGS, 18/2 SPT2 CORD, 60 WATT MAX. BULB.

UPC 0-40082-00516-6	SJTW 18/2 6 ft	60 WATT 120V	4	1 CU ft	8.25 lbs
---------------------	-------------------	-----------------	---	---------	----------

RLS-6MC

CLAMP LIGHT WITH 5½" ALUMINUM REFLECTOR SHADE. SWIVEL SPRING CLAMP HOLDS SOCKET IN ANY POSITION. SPRING CLAMP HAS PROTECTIVE COVERING AND 6' CORD.

UPC 0-40082-00500-5	SPT2 18/2 6 FT.	60 WATT 125V	12‡	.7 CU ft	8.8 lbs
---------------------	--------------------	-----------------	-----	----------	---------

RL-6MC

CLAMP LIGHT WITH 8½" ALUMINUM REFLECTOR SHADE. SWIVEL SPRING CLAMP HOLDS SOCKET IN ANY POSITION. SPRING CLAMP HAS PROTECTIVE COVERING AND 6' CORD.

UPC 0-40082-00456-5	SPT2 18/2 6 FT.	150 WATT 125V	12‡	.9 CU ft	9.9 lbs
---------------------	--------------------	------------------	-----	----------	---------

RLG-6MC

CLAMP LIGHT WITH 10½" ALUMINUM REFLECTOR SHADE. SWIVEL SPRING CLAMP HOLDS SOCKET IN ANY POSITION. SPRING CLAMP HAS PROTECTIVE COVERING AND 6' CORD.

UPC 0-40082-00501-2	SPT2 18/2 6 FT.	150 WATT 125V	12‡	1.3 CU ft	11 lbs
---------------------	--------------------	------------------	-----	-----------	--------

‡ DISPLAY TRAY PACK



RLS-6MC



RL-6MC



RLG-6MC



Incandescent Clamp Lamps



HRL-12MC

Catalog No. Description/UPC	Cord Type Gauge/Length	Maximum Rating	Master Pack	Master Cubic Feet	Master Weight
-----------------------------	------------------------	----------------	-------------	-------------------	---------------

HRL-12MC

CLAMP LIGHT WITH 8½" ALUMINUM REFLECTOR SHADE. SWIVEL SPRING CLAMP HOLDS SOCKET IN ANY POSITION AND HAS PROTECTIVE COVERING. HEAVY-DUTY CLAMP AND 12-FOOT CORD.

UPC 0-40082-00812-9	SPT 18/2 12 FT.	150 WATT 125V	6‡	2.2 CU ft	9.7 lbs
----------------------------	--------------------	------------------	----	-----------	---------

RLB-6MC

300 WATT 10" BROODER LAMP, ALUMINUM REFLECTOR SHADE WITH BULB GUARD. HEAT RESISTANT PORCELAIN SOCKET WITH METAL HANGING LOOP AND SWIVEL SPRING CLAMP THAT HOLDS SOCKET IN ANY POSITION AND HAS PROTECTIVE COVERING. ASSEMBLED.

UPC 0-40082-00454-1	SJT 18/2 6 ft	300 WATT 125V	4‡	1.2 CU ft	6.7 lbs
----------------------------	------------------	------------------	----	-----------	---------

RLB-8H

300 WATT 10" HANGING BROODER LAMP, ALUMINUM REFLECTOR, INCLUDES HANGING LOOP & WIRE BULB GUARD, HEAT RESISTANT CERAMIC SOCKET, ASSEMBLED.

UPC 0-40082-01257-7	SJT 18/2 8 ft	300 WATT 125V	4‡	1.2 CU ft	5.3 lbs
----------------------------	------------------	------------------	----	-----------	---------

‡ DISPLAY TRAY PACK



RLB-6MC



RLB-8H





Replacement Parts



FLUORESCENT; HANDHELD AND REELS						
MODEL NUMBER	LENS	HOOK	BULB	SWITCH	BALLAST	MAGNET
EPL-6	L-1	H-3	PLC-1	CH-3	13F-6	MMC-1
EPL-15 cULus	L-1	H-3	PLC-1	CH-3	13F-6	MMC-1
EPL-50 cULus	L-1	H-3	PLC-1	CH-3	13F-6	MMC-1
EPL-25NS	L-1	H-3	PLC-1	CH-3	13F-6	MMC-1
UPL-6G	L-1	H-3	PLC-1	CH-3	13F-6	MMC-1
UPL-25G cULus	L-1	H-3	PLC-1	CH-3	13F-6	MMC-1
UPL-50G cULus	L-1	H-3	PLC-1	CH-3	13F-6	MMC-1
QXL-6G	L-9	H-6	PLC-4	NA	NA	MMC-5
QXL-25G	L-9	H-6	PLC-4	NA	NA	MMC-5
15F-25	15F-2	NA	FL-15	CH-2	15F-6C	NA
15F-50	15F-2	NA	FL-15	CH-2	15F-6C	NA
15FG-25	NA	15FG 15F-4	FL-15	CH-2	NA	NA
SF815	SF-3	H-3	SF-4	NA	NA	NA
SF1415	SF-5	H-3	SF-6	NA	NA	NA
QPL-8	L-3	NA	PLC-1	CH-4	CB-1	NA
3230EF	L-1	H-3	PLC-1	CH-3	13F-6	MMC-1
3225UFC	L-1	H-3	PLC-1	CH-3	13F-6	MMC-1
13RPL-20E	L-1	H-3	PLC-1	CH-3	13F-6C	MMC-1
13RPL-40 cULus	L-1	H-3	PLC-1	CH-3	13F-6	MMC-1
13RF-30GR cULus	L-1	H-3	PLC-1	CH-3	13F-6	MMC-1
15RF-40	15F-2	15F-5	FL-15	CH-2	15F-6C	NA
5000-40PL-SS	L-1	H-3	PLC-1	NA	13F-6C	MMC-1
5030AQ	L-9	H-6	PLC-4	NA	NA	MMC-5
8050AQ	L-9	H-6	PLC-4	NA	NA	MMC-5

FLUORESCENT; RECHARGEABLE			
MODEL NUMBER	LAMP	BATTERY	
PLR-13	PLC-2	B-R13	

LED CORDLESS RECHARGEABLE AND BATTERY OPERATED						
MODEL NUMBER	CHARGER	BATTERY	LENS	HOOK	MAGNET/MOUNT	
SWR100R	UT-1	NA	NA	NA	NA	
OSL2600	NA	NA	NA	NA	200037	
KMB14S	NA	KB-3	KB-1	H-8	NA	
KTB14S	NA	KB-3	KB-1	H-8	NA	
KSR3000	NA	NA	KR-30	H-3	MMC-1	
KTR3C	NA	NA	KR-30	H-3	MMC-1	
KCR5	UT-1	NA	L-3C	H-3C	NA	
KCR10	UT-10C	NA	NA	NA	NA	
KWR6CT	UT-K6CT	NA	NA	NA	NA	
LER48C	T-413 C-3	NA	L-48	NA	NA	
LHR5200	TM-40	NA	NA	NA	BK-TH52	Charge Cord U-CD2
THR4000	TM-40 CD-40	BP-52	NA	NA	BK-TH40	
KWR12	KWR6- T01	NA	NA	NA	MB-KWR6	

LED CORDED					
MODEL NUMBER	LENS	HOOK	MAGNET	MOUNT	
KSM1812	KS-1	H-3	NA	NA	
KSM3015	KR-1	H-3	MMC-1	NA	
KSM3415	KR-2	H-3	MMC-1	NA	
LES3215G	L-50	KC-3	MMC-50	NA	

LED CORDED (continued)					
MODEL NUMBER	LENS	HOOK	MAGNET	MOUNT	
KTM3315G	NA	KC-3	NA	NA	
KCL515	L-3C	H-3C	NA	NA	
KCL815	L-8C	H-3C	NA	NA	
LEC30-15	L-6	NA	NA	NA	
RTL30	RL-2	H-10	NA	RL-1	
RTL30SM	RL-2	H-10	NA	RL-1	
RTL10SB	RL-3	H-10	NA	RL-1	
920LSM	KS-1	H-3	NA	NA	
5050SM	KR-2	H-3	MMC-1	NA	
5050CL8	L-8C	H-3C	NA	NA	
5030AS	L-50	KC-3	MMC-50	NA	
5030AM	NA	NA	NA	NA	
8150AM	NA	KC-3	NA	NA	

LED FLOOD LIGHTS						
MODEL NUMBER	STAND/BASE	SIDE KNOB	ASSEMBLY BOLTS	HANDLE	TRIPOD	CHARGER
LF63S	LF-63H	LF-63K	LF-50B	NA	TS500	NA
LF84S	LF-84H	LF-84K	LF-50B	NA	TS500	NA
LF120S	LF-120H	LF-120K	LF-50B	NA	TS500	NA
LF168ST	NA	LF-84K	NA	LF250-H	TS500	NA
LF240ST	NA	LF-120K	NA	LF250-H	TS500	NA
LEP48S	BK-100	K-1	NA	NA	NA	NA
LF50CM	LF-50H	LF-50K	LF-50B	NA	TS500	NA
LF100CMT	NA	LF-50K	NA	LF250-H	TS500	NA
LJR20C	LJR-20H	LF-50K	LF-50B	NA	TS500	LJR-T01

INCANDESCENT AND FLUORESCENT HANDLES			
2 CONDUCTOR		H2-5	
3 CONDUCTOR		H3B-5	
3 CONDUCTOR BREAKER		H5B-5	
HEAVY DUTY 3 CONDUCTOR		H6B-5	
AUTOMATIC HANDLE		H4B-5	
SOCKET, PUSH THROUGH SWITCH		S-1	
15W FLUORESCENT HANDLE		15F8	

MISC					
MODEL NUMBER	MAGNIFIER LENS	CLAMP KIT	BASE	TRANSFORMER	MAGNET
FTL130	M-1	CM-1	BF-1	T-5	M-2
FTL230	NA	CM-1	BF-1	T-5	M-2

REEL PARTS AND MOUNTING HARDWARE			
MODEL NUMBER	MOUNTING HARDWARE	MOUNTING BRACKET	REELBAND
900 REEL	WB-1	NA	NA
3000 REEL	WB-2	NA	NA
5000 REEL	WB-2	NA	RB-1
8000 REEL	NA	MBR-3	NA
8100 REEL	NA	WB-5	NA
8600 REEL	NA	WB-4	NA
7000WR	NA	MBR-2	NA
5200/5300 REEL	NA	BFL-100 Fixed L	NA
5200/5300 REEL	NA	BWS-200 Wall Swivel	NA
5200/5300 REEL	NA	BTS-300 Triangle Side	NA

Glossary of Wire and Terminology

Abbreviations

S = Service

J = Junior

O = Oil Resistant

T = Thermoplastic/Vinyl

W = Weather Resistant

P = Parallel

SJT Junior hard service thermoplastic insulated conductors with overall thermoplastic jacket.

SJTOW Hard service cord. Thermoplastic constructed jacket. Oil and weather resistant for outdoor use.

SJTW Hard service cord. Thermoplastic constructed jacket. 300 volt, weather resistant for outdoor use.

SPT-1 Thermoplastic constructed cord, parallel jacketed, 300 volt. 2 or 3 conductor, 18 gauge.

SPT-2 Same as SPY-1 except heavier construction. 18-16 gauge.

STW Hard service, indoor/outdoor water resistant outer jacket.

SVT Vacuum cleaner service cord. All plastic construction, 2 or 3 conductor.

AWG American Wire Gauge. A relative system for the designation of diameter.

Alternating Current (AC) or line voltage - U.S. household standard current is 110/120 volts, 60 cycle.

AMP Load Total amount of amperage flowing through a conductor (wire) when it is loaded.

Circuit The path that electricity flows through a conductor.

Compound Insulation or jacketing material of two or more ingredients.

Conductor Material (wire) that is capable of transporting and electrical charge easily. Cords can be two or three conductor.

Cord An insulated wire (conductor) for conveying current.

CRI Unit of measurement indicating Color Rendering Index. Higher units provide more true color to objects in comparison to appearance in natural sunlight.

CSA Canadian Standards Association, a non-profit, independent organization that operates a listing service for electrical and electronic materials and equipment. The Canadian counterpart of the Underwriters Laboratories.

Current The flow of electricity through a conductor measured in amperes.

Direct Current (DC) An electrical current that flows in one direction. Batteries are an example of DC current production.

ETL An independent, non-profit organization that operates a listing service for electrical/electronic materials /equipment and uses UL standards.

Gauge Term used to denote physical size of wire.

Ground Electrical term referring to connecting to the earth or large conducting body to serve as earth.

Insulation Non-conductive material that surrounds or separates two conductive materials (wire).

KELVIN Unit of measurement indicating Color Temperature. Below 2700K is Warm White, 4500K is Cool White and 7000K is Daylight.

LED Light emitting diode

- **5 MM** Round dome shaped lens emits light with a 10° - 20° beam out.

- **SMD** Surface Mounted Diode emitting brighter, wide beam pattern.

- **COB** Chips On Board has a series of diode chips mounted directly onto a circuit board. Wide beam pattern especially useful in compact mounting spaces.

LUMEN Unit of measurement for LED Light Output. Higher lumens = brighter light.

NEMA National Electric Manufacturers.

OSHA Occupational Safety and Health Act. Specifically the Williams-Steiger law passed in 1970 covering all factors relating to safety in places of employment.

Polarity Condition by which the direction of current flow can be determined in an electrical circuit.

Polarized Plug A plug constructed to allow insertion into a receptacle only one way because one blade is wider than the other.

PVC Polyvinyl Chloride. Compound used in thermoplastic cords.

Rated Voltage Maximum voltage at which an electrical component can be operated for extended periods without causing a safety hazard or undue degradation.

Resistance A substance that impedes the flow of current resulting in loss of power, such as heat.

Sheath Outer jacket or covering of multi-conductor cable.

Thermoplastic Plastic material that softens when heated and firms when cooled. Examples are Polyvinyl Chloride and Polyethylene.

UL Underwriters Laboratories, an independent, non-profit organization that operates a listing service for electrical/ electronic materials / equipment.

Volt Unit to measure electromotive force.

Watt Unit of electrical power defined as one amp of current driven by one volt of electromotive force.

All Alert products are individually tested and inspected for defects in material and workmanship before leaving the factory. Should your Alert product fail within the warranty period due to faulty workmanship or material, simply return it to the original place of purchase for a replacement.

limited to the replacement of the original purchase. No other liability, responsibility or warranty is expressed or implied including any



WHERE INNOVATION COMES TO LIGHT®

24500 Solon Road
Bedford Heights, OH 44146
440 | 232 | 5020
www.alertstamping.com

2020 PRODUCT CATALOG

