

Snow Melting • Roof De-Icing • Pipe Tracing • Permafrost Prevention • Floor Warming

Give us a challenge that involves heat trace, and we'll find a solution.

#### Pipe Trace

- Self-Regulating Cable and Kits 4
- Constant Wattage Cable & Kits 6
- General Accessories 10
- Thermostats 11
- PowerTrace etc1 8

#### Snow Melting/Roof De-icing Controls

- DTC-24 Control Series 9

#### Roof De-Icing

- Self-Regulating Cable & Kits 12
- General Accessories 13

#### Snow Melting

- Mats and accessories 14

#### Panels

- Enclosed Contactor 15
- Power Control Panels with GFPE 15

For complete details on products, installation, how-to videos and engineering services visit [www.delta-therm.com](http://www.delta-therm.com)





# About Delta-Therm

# Frequently Asked Questions

Snow Melting • Roof De-Icing • Pipe Tracing • Permafrost Prevention • Floor Warming • Snow Melting • Roof De-Icing • Pipe Tracing • Permafrost Prevention • Floor Warming • Snow Melting • Roof De-Icing • Pipe Tracing • Permafrost Prevention • Floor Warming

The Delta-Therm Quick Ship Catalog offers a range of heat trace cable assemblies, kits, controls and accessories that are generally available for immediate shipping. For details about our complete product line, including installation instructions, see our full line catalog or visit our website at [www.delta-therm.com](http://www.delta-therm.com)




Orders received by Noon (CST) typically ship the same day.

(NOTE: Lead time on power control panels with GFPE can sometimes be longer).

## Delta-Therm also offers

- Talk to an expert: Level 1 and Escalated TOLL-FREE live technical support 7am – 5pmCST
- Assistance with product selection, proposals and specifications
- Free Custom CAD drawing set (layout, details, wiring schematics) with the purchase of a complete system. Includes 1 revision, electronic file, and 1 or more D-size prints.
- National network of highly skilled engineering sales reps
- Optional Extended Factory Warranty on newly installed systems with purchase and completion of a Delta-Therm wiring inspection
- Access to How-to-install videos



## About Delta-Therm

Delta-Therm engineers, manufactures and assembles commercial and industrial heat trace systems in Crystal Lake, Illinois. A world class leader in Electrical Heat Trace technology, our mission is to deliver value through inventive design, quality products and responsive service. Since 1968 we have innovated solutions for Snow Melting, Roof De-icing, Pipe Tracing, Permafrost Prevention, Floor Warming and a host of specialty applications.

For a full-line catalog, please contact your local Delta-Therm representative or visit [www.delta-therm.com/contact-us](http://www.delta-therm.com/contact-us)



### Do I need a Temperature Control with Pipe Trace Cable?

- Yes. We always recommend using a temperature control to minimize operating costs, avoid overheating, and to maintain a more precise temperature. We have several controls that we recommend based on the application.
- For self-regulating cables we recommend installing an ambient thermostat for freeze protection because these cables will continue drawing power regardless of pipe temperature.
- For constant wattage cables we recommend a line sensing thermostat with the sensor placed under the insulation to sense the exact pipe temperature for precise temperature control.

### Will I need 30mA GFPE?

The N.E.C. requires 30mA GFPE for embedded snow melting, roof de-icing and pipe tracing systems. However, local code supersedes national. Please call your local Authority Having Jurisdiction (AHJ) to learn if they require you to have 30 mA GFPE.

### Can I spiral-wrap cable on a pipe?

- Spiral wrapping uses more cable than a straight run down the length of the pipe. Spiraling an oval cable (self-regulating or constant wattage) or a round cable (mineral insulated) of any length can be physically difficult, tedious, and frustrating.
- We recommend installing straight runs at the four or eight o'clock positions on pipes and spiral wrapping only the flanges, valves, etc.
- On PVC pipes aluminum heat transfer tape should be applied under and over the straight run of cable to distribute the heat.

### Can I run cable cold lead and sensor wiring in the same conduit?

Delta-Therm recommends running cold lead and sensor wiring in separate conduits. Please check with your Authority Having Jurisdiction (AHJ).

### Where should I place the Gutter Sensor?

Ideally the gutter sensor will be placed directly under a drip loop and in contact with falling snow.

### At what depth should I embed Snow Melting Cables and Mats?

2" - 3" below the finished surface.

### Can I splice Roof De-icing Cable?

No, Delta-Therm will void the warranty on any roof de-icing cable that is field spliced.

### What type of Quality Control do you perform?

- We log the lot numbers on all raw cable.
- Each finished MI snow melting cable assembly is submerged in water for 12-24 hours and then must pass a megger and hipot test before shipping.
- All finished snow melting mats pass a hipot test before shipping.
- Self-regulating cable passes a resistance test.
- Constant wattage cable passes a resistance and current test. We also perform random hipot spot checks on constant wattage cables.
- All controls and panels are functionally tested before shipping

For more answers, give us a call today.

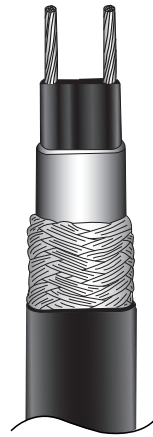


# Self-Regulating Cables

185°F Max. Exposure Temperature. 150°F Max. Maintenance Temperature.

# Kits: Self-Regulating Cables \*

Snow Melting • Roof De-Icing • Pipe Tracing • Permafrost Prevention • Floor Warming • Snow Melting • Roof De-Icing • Pipe Tracing • Permafrost Prevention • Floor Warming • Snow Melting • Roof De-Icing • Pipe Tracing • Permafrost Prevention • Floor Warming



IN Series Cable



## INDUSTRIAL (IN) SERIES – FOR PIPE TRACE

### 120 VOLT CABLES

part number	watts per linear foot	max circuit length ft*
IN120-3-CB	3	330'
IN120-5-CB	5	270'
IN120-8-CB	8	210'
IN120-10-CB	10	180'
IN120-3-CBT	3	330'
IN120-5-CBT	5	270'
IN120-8-CBT	8	210'
IN120-10-CBT	10	180'
IN120-3-CBF	3	330'
IN120-5-CBF	5	270'
IN120-8-CBF	8	210'
IN120-10-CBF	10	180'

Watts per foot are calculated at 50°F.  
\*Max. circuit length is for a 30 amp breaker.

### 240 VOLT CABLES

part number	watts per linear foot	max circuit length ft*
IN240-3-CB	3	660'
IN240-5-CB	5	540'
IN240-8-CB	8	420'
IN240-10-CB	10	360'
IN240-3-CBT	3	660'
IN240-5-CBT	5	540'
IN240-8-CBT	8	420'
IN240-10-CBT	10	360'
IN240-3-CBF	3	660'
IN240-5-CBF	5	540'
IN240-8-CBF	8	420'
IN240-10-CBF	10	360'

Watts per foot are calculated at 50°F.  
\*Max. circuit length is for a 30 amp breaker.

## COMMERCIAL (CO) SERIES – FOR PIPE TRACE

### 120 VOLT CABLES

part number	watts per linear foot	max circuit length ft*
CO120-6-CB	6	250'
CO120-6-CBT	6	250'

Watts per foot are calculated at 40°F.  
\*Max. circuit length is for a 30 amp breaker.

### 240 VOLT CABLES

part number	watts per linear foot	max circuit length ft*
CO240-6-CB	6	450'
CO240-6-CBT	6	450'

Watts per foot are calculated at 40°F.  
\*Max. circuit length is for a 30 amp breaker.

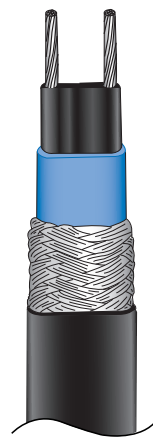
### FOR 240 VOLT CABLE

#### WATTS PER LINEAR FOOT CONVERSION TABLE

	IN-3	IN-5	IN-8	IN-10	CO-6
208 VAC	2.3	4.3	7.3	9.3	4.9
240 VAC	3.0	5.0	8.0	10.0	6.0
277 VAC	3.8	5.8	8.8	10.8	6.8

Cable Suffix	
CB	tinned plated copper braid
CBT	tinned plated copper braid thermoplastic overjacket
CBF*	tinned plated copper braid fluoropolymer overjacket

\*CBF is only available on IN series cable.



CO Series Cable



### PCK-IN

#### Power Connection Kit

- 1 power connection
- 1 in-line or t-splice
- 2 open end terminations
- FM Approved CI D2
- IN Series Cable



### SPK-IN

#### Splice Kit (1 pack)

- 1 in-line or t-splice
- FM/CSA CI D2 (IN only)
- IN or CO Series Cable



### SPK-IN-5

#### Splice Kit (5 pack)

- 5 in-line or t-splice
- FM/CSA CI D2 (IN only)
- IN or CO Series Cable



### ETK-IN

#### End Termination Kit

- 1 end termination
- FM/CSA CI D2 (IN only)
- IN or CO Series Cable



### ETK-IN-5

#### End Term Kit (5 pack)

- 5 end terminations
- FM/CSA CI D2 (IN only)
- IN or CO Series Cable



### PCK-C6

#### Power Connection Kit

- 1 power connection
- 1 end termination
- UL Listed ordinary location
- CO Series Cable

\* For Pipe Trace



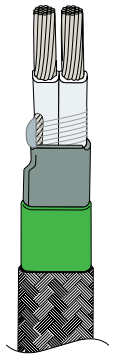
# Constant-Watt Cables

For Pipe Trace

# Kits: Constant Wattage \*

For PT and PF Series cable

Snow Melting • Roof De-Icing • Pipe Tracing • Permafrost Prevention • Floor Warming • Snow Melting • Roof De-Icing • Pipe Tracing • Permafrost Prevention • Floor Warming • Snow Melting • Roof De-Icing • Pipe Tracing • Permafrost Prevention • Floor Warming



PF Series Cable



## PF HIGH TEMP SERIES CABLE

part number	voltage	watts per linear ft.	max circuit length ft.
PF-3SB	208-277	330'	710'
PF-6SB	120	270'	280'
PF-7SB	120	210'	240'
PF-8SB	120 - 277	180'	480'
PF-10SB	120 - 240	330'	390'
PF-12SB	240 - 480	270'	780'

400°F Max. Exposure Temperature.  
200°F Max. Maintenance Temperature.  
\* Max. circuit length is for a 20 amp breaker.

## WATTS PER LINEAR FOOT CONVERSION TABLES

	PF-3	PF-6	PF-7	PF-8	PF-10	PF-12
120 VAC	-	6.0	8.0	2.0	3.0	-
208 VAC	3.0	-	-	5.0	9.0	-
240 VAC	4.0	-	-	7.0	12.0	3.0
277 VAC	5.0	-	-	9.0	-	4.0
480 VAC	-	-	-	-	-	12.0

## PT ULTRA HIGH TEMP SERIES CABLE

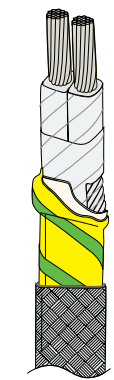
part number	voltage	watts per linear ft.	max circuit length ft.
PT-3SB	120 - 240	3 - 12	390'
PT-6SB	120	6	280'
PT-8SB	120 - 277	2 - 11	480'
PT-10SB	120	10	210'

550°F Max. Exposure Temperature.  
400°F Max. Maintenance Temperature.  
\* Max. circuit length is for a 20 amp breaker.

## WATTS PER LINEAR FOOT CONVERSION TABLES

	PT-3	PT-6	PT-8	PT-10
120 VAC	3.0	6.0	2.0	10.0
208 VAC	9.0	-	6.0	-
240 VAC	12.0	-	8.0	-
277 VAC	-	-	11.0	-

Unbraided cable is available, but is not FM Approved.




PT Series Cable



## PCK-PT / PF

### Power Connection Kit

- 1 power connection
- 1 open end termination
- FM Approved CI D2
- PT or PF Series Cable



## SPK-PT / PF

### Splice Kit (1 pack)

- 1 in-line splice
- FM Approved CI D2
- PT or PF Series Cable



## SPK-PT / PF-5

### Splice Kit (5 pack)

- 5 in-line splices
- FM Approved CI D2
- PT or PF Series Cable



## PT-T3SL

### Tee Splice Kit


- 1 3-way splice
- FM Approved CI D2
- PT & PF Series Cable



## ETK-PT/PF

### End Term Kit (1 pack)

- 1 end termination
- FM Approved CI D2
- PT & PF Series Cable



## ETK-PT/PF-5

### End Term Kit (5 pack)

- 5 end terminations
- FM Approved CI D2
- PT & PF Series Cable



All kits are FM approved for CID2.

\* For Pipe Trace





# PowerTrace ETC 1

For Pipe Trace

# DTC-24 Control

For Roof De-icing and Snow Melting

Snow Melting • Roof De-Icing • Pipe Tracing • Permafrost Prevention • Floor Warming • Snow Melting • Roof De-Icing • Pipe Tracing • Permafrost Prevention • Floor Warming • Snow Melting • Roof De-Icing • Pipe Tracing • Permafrost Prevention • Floor Warming

The PowerTrace etc1 is a self-contained, single circuit, programmable, electronic line sensing thermostat with monitoring and load switching capabilities. The components are contained in a NEMA 4X polycarbonate enclosure with convenient 3-button key pad and LED display on the panel door.

The Delta-Therm DTC-24 is a low voltage programmable electronic control that detects snow or ice, and automatically activates a roof de-icing or snow melting cable control panel. It features a simple 3-button key pad, LED display, adjustable settings, and monitoring and alarm functions.

### LED DIGITAL DISPLAY

The LED full text display has enhanced image clarity allowing you to read pipe temperature, setpoint temperature, system status, current, low & high temp. alarms, low current alarm, and 30mA GFPE alarm.

### NEMA 4X ENCLOSURE

The fiberglass enclosure is rated NEMA 4X.



### SIMPLE 3 BUTTON KEY PAD

The simple 3-button key pad allows you to scroll through the programmed settings as well as adjust your setpoint temperature, low & high temperature alarms, and low current alarm.

### INSTALL IN HAZARDOUS LOCATIONS

The unit is UL Listed for C1, D2 Groups A, B, C, & D.



### POWERTRACE ETC1



### INTELLIGENT SENSOR

One platinum, 100-ohm, 3-wire RTD with a rated exposure temperature of 400°F is included with each unit.

RTDs with higher temperature ratings and right angle RTDs are available.

### Thermostat Electrical Specifications

Enclosure:	NEMA 4X (Approx dimensions 10"x8"x6")
Main Sensor:	One platinum 100-ohm, 3 wire RTD
Setpoint Range:	32°F - 200°F +/- 4°F 201°F - 500°F +/- 3% 501°F - 800°F +/- 5%
Input Voltage:	120, 208, 240, or 277 VAC*

### Electrical Rating

Single pole:	120 and 277 @ 24 amps
Dual pole:	208 - 240 VAC @ 24 amps
Alarm Contacts:	Remote monitoring, visual, or audible alarm
Internal Memory:	Programmed settings remain if power is removed
Exposure Limits:	The standard RTD is rated at 400°F (204°F)

### PowerTrace etc1 part numbers

ETC120	120 VAC Electronic Temperature Control
ETC208/240	208/240 VAC Electronic Temperature Control
ETC277*	277 VAC Electronic Temperature Control

\*Pending UL approval.

### Control Electrical Specifications

Enclosure:	NEMA 4X (Approx dimensions 7"x4.75"x2.5")
Main Sensor:	RG (10' leads) or MP (50' leads)
Secondary Sensor:	Up to 3 RGS or 1 MP2
Monitors:	Ambient (RG) or Slab (MP) temperature and moisture presence
LED Display:	Full text readings of actual temperature, setpoint temperature, moisture presence, system status, and alarm status
Alarm Contacts:	Remote monitoring, visual, or audible alarm
Internal Memory:	Programmed settings remain if power is removed
Internal Lock-Out:	Internal key pad lock-out to prevent changing programmed settings

### DTC-24 part numbers

DTC-24R	Roof De-icing - one RG gutter sensor
DTC-24S	Snow Melting - one MP slab sensor
DTC-Transformer	120 to 24 volt DC wall mount plug-in class 2
RGS	Secondary gutter moisture sensor (up to 3)
MP2	Secondary slab moisture sensor
RID	Remote Indicator & Activation Timer

### INTELLIGENT SENSOR

The RG sensor is a step beyond traditional sensors. Featuring an epoxy coated internal heater and dual stainless steel moisture sensing clips, this sensor ensures proper system activation.

### LED DIGITAL DISPLAY

Enhanced image clarity LED with full text provides the user with a clear view of system and alarm status.



**RID**  
The optional remote indicator/activation device can be mounted up to 100' from the DTC-24.

### SIMPLE 3 BUTTON KEY PAD

Allows you to scroll through the programmed settings and make adjustments as desired.



### PLENUM WIRING

The RG sensor ships complete with 10' of plenum rated wire.

### AMBIENT TEMPERATURE THERMISTOR

Set the thermistor in the gutter to monitor ambient temperature.



**POWER CONTROL PANEL W/GFPE**  
The DTC-24 wires direct to the terminal blocks in the panel. Refer to page 18.



DTC-24R



DTC-24S



# General Accessories

For Pipe Trace

# Thermostats

For Pipe Trace

Snow Melting • Roof De-Icing • Pipe Tracing • Permafrost Prevention • Floor Warming • Snow Melting • Roof De-Icing • Pipe Tracing • Permafrost Prevention • Floor Warming • Snow Melting • Roof De-Icing • Pipe Tracing • Permafrost Prevention • Floor Warming



**PC-Series**

**Junction Box**

- NEMA 4X (polycarbonate) box
- Ordinary location
- Dimensions: 6" x 6" x 3"



**OL-PC**

**Monitor Light**

- Red LED monitor light
- NEMA 4X (polycarbonate) box
- 120, 208, 240, 277 V
- ordinary location
- Dimensions: 6" x 6" x 3"

**NEW!**



**ML-360**

**360° LED Monitor Light**

- CID2-rated LED monitor light
- End of line voltage monitoring
- NEMA 4X Fiberglass box
- 20 to 277 V ordinary or hazardous location
- Dimensions: 6" x 4" x 3"



UL LISTED 1 YEAR WARRANTY

**OTS-F1**

**Thermostat Electrical Specifications**

Enclosure:	NEMA 4X
Setpoint Range:	40°F +/- 4°F
Differential:	5°F
Switch:	Single pole, single throw
Electrical Rating:	22 Amps at 120-277 VAC
Exposure Limits:	190°F
Sensor:	Fluid-filled bulb and 10' capillary



UL LISTED 1 YEAR WARRANTY

**A421-AEC-2C**

**Thermostat Electrical Specifications**

Enclosure:	NEMA 4X
Setpoint Range:	-40° to 212°F
Differential Range:	1° to 30°F
Input Voltage:	120 or 240 VAC, 50 / 60Hz
Switch:	Single pole, double throw (SPDT)
Electrical Rating:	16 Amps at 120 VAC 9.2 Amps at 208 VAC 8 Amps at 240 VAC
Exposure Limits:	-30° to 140°F (-34° to 60°C)
Sensor:	A99BB-200C PTC sensor with 6.5' leads



**CL-L**

**Large Caution Labels**

- 9" x 2" labels for pipe diameters 2.5" and larger.
- Apply every 10'
- 4 per pack



**CL-S**

**Small Caution Labels**

- 4" x 1.5" labels for pipe diameters .5" to 2.5".
- Apply every 10'
- 5 per pack



**T-AL TAPE**

**Aluminum Heat Tape**

- **T-AL200** – 2" x 150' roll heat transfer tape
- **T-AL400** – 4" x 150' roll heat transfer tape -25°F application temp. min.



**T-F TAPE**

**Fiberglass Tape**

- **T-F50** – .5" x 180' roll 40°F application temp. min.
- **T-F50H** – .5" x 108' roll -40°F application temp. min.

For a complete selection of thermostats and other controls, consult Delta-Therm's full-line catalog or visit [www.delta-therm.com](http://www.delta-therm.com).



# Self-Regulating Cables & Kits

Roof De-Icing

# General Accessories

Roof De-Icing

Snow Melting • Roof De-Icing • Pipe Tracing • Permafrost Prevention • Floor Warming • Snow Melting • Roof De-Icing • Pipe Tracing • Permafrost Prevention • Floor Warming • Snow Melting • Roof De-Icing • Pipe Tracing • Permafrost Prevention • Floor Warming



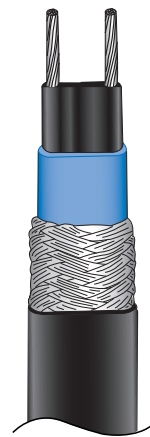
IN Series Cable



## IN INDUSTRIAL SERIES FOR ROOF DE-ICING

part number	voltage	watts per linear ft.	max circuit length ft.	Outputs in water @32° F
IN120-5-CBT	120	6	205'	9
IN240-5-CBT	240/277	6 / 7	335' / 320'	9 / 10
IN240-8-CBT	208	8	260'	14
IN120-5-CBF	120	6	205'	9
IN240-5-CBF	240 / 277	6 / 7	335' / 320'	9 / 10
IN240-8-CBF	208	8	260'	14

Watts per foot are calculated at 32°F.  
\* Max. circuit length is for a 30 amp breaker.



CO Series Cable



## CO COMMERCIAL SERIES FOR ROOF DE-ICING

120 & 240 volt cables

part number	voltage	watts per linear ft.	max circuit length ft.	Outputs in water @32° F
CO120-6-CBT	120	6	190'	9
CO240-6-CBT	208	5	380'	8
CO240-6-CBT	240	6	340'	9
CO240-6-CBT	277	7	285'	10

Watts per foot are calculated at 32°F in air/in water.  
\* Max. circuit length is for a 30 amp breaker.

Cable Suffix	
CB	tinned plated copper braid
CBT	tinned plated copper braid thermoplastic overjacket
CBF*	tinned plated copper braid fluoropolymer overjacket



## PCK-RG

### Power Connection and End Termination

- Power Connection Kit – IN Series Roof De-icing
- Makes one power connection and two end terminations. CSA Certified



## PCK-RGP

### Power Connection and End Termination

- Power Connection Kit – CO Series Roof De-icing
- Makes one power connection and one open end termination. CSA Certified



## DSH

### Downspout Hanger

- 1 downspout hanger


DSH and RM-25 are also available in copper as DSH-CU and RM-25-CU. (2-3 day lead time)



## RM-25-AL

### Roof Clip (25 pack)

- 25 single run clips
- Use on metal roofs with VHB pads



## VHB-PAD

### Adhesive Pads (25 pack)

- 25 3" x 2" doubled sided adhesive pads. Use on metal roofs with RM-25-AL clips.
- 32° F min. application temp.



## DT-AS-5020

### Roof Clip (50 pack)

- 50 small single run clips
- Use on asphalt roofs with SB-190



## SB-190

### Adhesive Tube

- 1 10 oz. adhesive tube
- Use on asphalt roofs use with DT-AS clips 50° F min. application temp.





# Snow Melting Mats


# Load Switching Panels

Snow Melting • Roof De-Icing • Pipe Tracing • Permafrost Prevention • Floor Warming • Snow Melting • Roof De-Icing • Pipe Tracing • Permafrost Prevention • Floor Warming • Snow Melting • Roof De-Icing • Pipe Tracing • Permafrost Prevention • Floor Warming



**5**  
YEAR  
warranty

50 watts per square foot nominal wattage output.



## NEC Plaque

### “Embedded Heating System”

- Brass I.D. plaque

Custom slab and stair snow melt mats available. Please contact your local sales representative for more information. 20' cold leads standard - order up to 200'.

### 208 VOLT MATS

part number	size	total watts	amps
MA-18 x 5	18" x 5'	375	1.8
MA-18 x 10	18" x 10'	750	3.6
MA-18 x 20	18" x 20'	1500	7.2
MA-18 x 30	18" x 30'	2250	10.8
MA-36 x 5	36" x 5'	750	3.6
MA-36 x 10	36" x 10'	1500	7.2
MA-36 x 15	36" x 15'	2250	10.8
MA-36 x 20	36" x 20'	3000	14.4

### 240 VOLT MATS

part number	size	total watts	amps
MB-18 x 5	18" x 5'	375	1.6
MB-18 x 10	18" x 10'	750	3.1
MB-18 x 20	18" x 20'	1500	6.3
MB-18 x 30	18" x 30'	2250	9.4
MB-36 x 5	36" x 5'	750	3.1
MB-36 x 10	36" x 10'	1500	6.3
MB-36 x 15	36" x 15'	2250	9.4
MB-36 x 20	36" x 20'	3000	12.5

### 277 VOLT MATS

part number	size	total watts	amps
MC-18 x 5	18" x 5'	375	1.5
MC-18 x 10	18" x 10'	750	2.7
MC-18 x 20	18" x 20'	1500	5.4
MC-18 x 30	18" x 30'	2250	8.1
MC-36 x 5	36" x 5'	750	2.7
MC-36 x 10	36" x 10'	1500	5.4
MC-36 x 15	36" x 15'	2250	8.1
MC-36 x 20	36" x 20'	3000	10.8

### 480 VOLT MATS

part number	size	total watts	amps
MD-36 x 5	36" x 5'	750	1.6
MD-36 x 10	36" x 10'	1500	3.1
MD-36 x 15	36" x 15'	2250	4.7
MD-36 x 20	36" x 20'	3000	6.3

ME - 120 VAC available

### ENCLOSED CONTACTOR PANEL

A time-saving solution for any load switching applications that don't require GFPE, or that have ground fault provided by other means.

- Contactor rating 40FLA (50A resistive), 600 VAC max
- Contactor coil voltage 120 VAC
- NEMA 1 enclosure
- Controls sold separately



**2**  
YEAR  
warranty

model #	enclosure	dimensions h / w / d	contactors	# of circuits controlled
DT-4P40A	NEMA 1	10"x8"x4"	One 4 pole contactor rated at 50A (resistive)	2 at 208/240/480 VAC 4 at 120/277 VAC
DT-8P40A	NEMA 1	10"x10"x4"	Two 4 pole contactor rated at 50A (resistive)	4 at 208/240/480 VAC 8 at 120/277 VAC
DT-12P40A	NEMA 1	12"x12"x4"	Three 4 pole contactor rated at 50A (resistive)	6 at 208/240/480 VAC 12 at 120/277 VAC
DT-16P40A	NEMA 1	16"x12"x4"	Four 4 pole contactor rated at 50A (resistive)	8 at 208/240/480 VAC 16 at 120/277 VAC

### POWER CONTROL PANEL WITH GFPE

Built to pass inspection for inline branch circuit control

- Terminals for field wiring
- Provides GFPE\*
- 30A circuit power switching
- One red LED Trip indicator per interior circuit
- Red LED Trip indicator, Red LED System On indicator, and Green LED Control Power indicator on panel door
- Dry alarm contacts included
- **Typical lead times 2 weeks**



**2**  
YEAR  
warranty

\*per N.E.C. Articles 426 & 427

model #	enclosure	dimensions h / w / d	contactors	# of circuits controlled
GFPE-2-N-A	NEMA 1	16"x16"x7"	Two 2 pole relays/contactors rated at 30A	2 at 120/208/ 240/277 VAC
GFPE-4-N-A	NEMA 1	20"x20"x7"	Four 2 pole relays/contactors rated at 30A	4 at 120/208/ 240/277 VAC
GFPE-6-N-A	NEMA 1	24"x24"x7"	Six 2 pole relays/contactors rated at 30A	6 at 120/208/ 240/277 VAC
GFPE-8-N-A	NEMA 1	30"x24"x7"	Eight 2 pole relays/contactors rated at 30A	8 at 120/208/ 240/277 VAC
GFPE-12-N-A	NEMA 1	36"x30"x7"	Twelve 2 pole relays/contactors rated at 30A	12 at 120/208/ 240/277 VAC

480 VAC circuits available (longer lead time)  
N = Voltage A = Amp Load







Delta-Therm Corporation  
6711 Sands Road Suite A  
Crystal Lake, IL 60014

☎ (800) 526-7887

📞 (847) 526-4456

✉ info@delta-therm.com

🌐 www.delta-therm.com

## Submitting a Request for Proposal

Proposal request forms can be found on the Delta-Therm website at [www.delta-therm.com/request-proposal](http://www.delta-therm.com/request-proposal). There you'll find PDF forms - both downloadable and online fillable - for these applications:

- Stair Snow Melting
- Slab Snow Melting
- Roof De-icing
- Hangar Door De-icing
- Pipe Trace
- Tank Trace
- Permafrost Prevention
- Custom Panels
- Hazardous Class I
- Hazardous Class II
- Floor Warming



For complete details on products, installation, how-to videos and engineering services visit [www.delta-therm.com](http://www.delta-therm.com)

