


- Extra durability heavy duty grade models available for high abuse areas
- Screw-catch feature on traditional duplex devices automatically holds the wallplate mounting screw in place
- Built-in wire looper to speed termination of both #14 and #12 AWG wire
- Slotted, Phillips and Robertson Tri-combo screw heads offer greater installation flexibility
- Tamper resistant versions provide compliance with 2014 NEC® section 406.12 and provide significantly improved protection over traditional receptacles with removable plastic safety caps



TR
TAMPER
RESISTANT

Specific receptacle solutions for today's needs



Child safety

Tamper resistant receptacles not only provide code compliance, they also deliver automatic, continual protection from electrical injury as a result of inserting foreign objects.

See page B-25

Shown:
TR270



Aluminum wiring

There are many homes that still contain aluminum wiring. Using hybrid copper & aluminum compatible (CO/ALR) receptacles can reduce the hazards of aluminum wiring.

See page B-27

Shown:
5270



Home entertainment devices

Today's flat-screen televisions mount closely to the wall, requiring recessed receptacles to permit tight mounting clearances and leave more room for cord control.

See page B-28

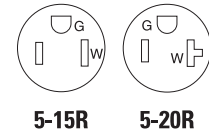
Shown:
TR780



Standard grade receptacles

Product description

2-pole, 3-wire grounding
15A & 20A, 125V/AC



TR270





TWR270





270

Design features

- Tamper resistant receptacles provide compliance with 2014 NEC® Article 406.12 which states that all 15A and 20A, 125V/AC receptacles installed in dwelling units must be tamper resistant 
- Tamper and weather resistant receptacles provide both tamper resistant safety and ensure weather resistance in wet and damp outdoor locations 
- Longer, wider strap provides 40% more contact area to wall board, virtually eliminating floating installations
- Patented built-in wire stripper for #14 and #12 AWG wire to speed installation
- Push-in terminals accept #14 AWG solid wire for quick installation
- Patented built-in wire looper for pre-looping
- High impact-resistant thermoplastic face and back body eliminates breakage
- Double-wipe ground contacts ensure long-term ground retention
- Easy access split circuit break-off tab
- Tri-combo screws accept Slotted, Phillips, and Robertson-head tools for installation flexibility
- Terminal screws backed out and ready for wiring
- Side wire terminals accept up to #10 AWG solid wire

Tamper resistant duplex receptacles



Rating A	V/AC	Description	Color suffix	Catalog no.		
15	125	Tamper resistant NEMA 5-15R duplex receptacle, side & push wire	A, B, BK, LA, V, W	□ TR270__	•	•
		Auto grounding tamper resistant NEMA 5-15R, duplex receptacle, side & push wire	A, B, LA, V, W	□ TR270-9__	•	•
20	125	NEMA 5-20 tamper resistant duplex receptacle, 2-pole, 3-wire, side wire	A, B, BK, GY, LA, V, W	□ TR370__	•	•

cULus Listed to UL498, file no. E15058; NOM certified

Tamper & weather resistant duplex receptacles





Rating A	V/AC	Description	Color suffix	Catalog no.		
15	125	Tamper & weather resistant NEMA 5-15R duplex receptacle, side & push wire	GY, LA, V, W	□ TWR270__	•	•

cULus Listed to UL498, file no. E15058; NOM certified

Duplex receptacles



Rating A	V/AC	Description	Color suffix	Catalog no.		
15	125	NEMA 5-15R duplex receptacle, side & push wire	A, B, BLK, LA, V, W	□ 270__	•	•
		Auto grounding NEMA 5-15R duplex receptacle, side & push wire	A, B, LA, V, W	□ 270-9__	•	•
		NEMA 5-15R duplex receptacle, less ears, side & push wire	A, B, BK, LA, V, W	□ 4270__	•	•

Listed to UL498, file no. E15058; CSA certified to C22.2, no. 42; NOM certified

Color ordering information:


For ordering devices, include Catalog no. followed by the Color suffix: A (Almond), B (Brown), BK (Black), GY (Gray), LA (Light Almond), V (Ivory), W (White)

A	B	BK	GY	LA	V	W
(Almond)	(Brown)	(Black)	(Gray)	(Lt. Almond)	(Ivory)	(White)

Dimensional information: B-68, B-69 **Specification information:** Please visit www.eaton.com/wiringdevices
Compliances, specifications and availability are subject to change without notice.

 Indicates NAFTA compliant - Page G-21

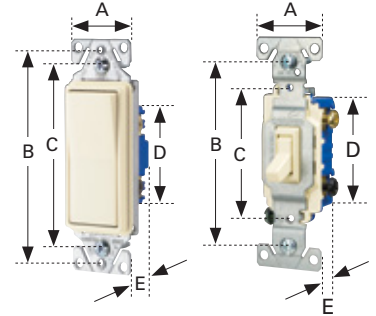
 Tamper resistant

 Tamper & weather resistant

 RoHS compliant - Page G-21

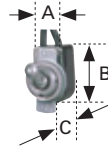
Switches

Family	A	B	C	D	E
Decorator standard grade, single-pole & 3-way	1.44" (36.6mm)	3.81" (96.8mm)	3.28" (83.3mm)	2.74" (69.6mm)	0.97" (24.6mm)
Decorator standard grade, 4-way	1.44" (36.6mm)	3.81" (96.8mm)	3.28" (83.3mm)	2.60" (66.1mm)	1.38" (35.1mm)
Heavy duty grade toggle	1.31" (33.3mm)	3.28" (83.3mm)	2.38" (60.5mm)	2.00" (50.8mm)	1.05" (26.7mm)
Standard grade toggle	1.31" (33.3mm)	3.28" (83.3mm)	2.38" (60.5mm)	2.13" (54.1mm)	0.88" (22.4mm)
Standard grade toggle, less ears	0.75" (19.1mm)	3.28" (83.3mm)	2.38" (60.5mm)	2.13" (54.1mm)	0.88" (22.4mm)
CO/ALR standard grade toggle	1.31" (33.3mm)	3.28" (83.3mm)	2.38" (60.5mm)	2.13" (54.1mm)	0.88" (22.4mm)



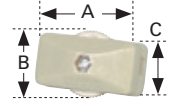
Circuit control switches

Catalog no.	A	B	C
452	0.50" (12.7mm)	0.88" (22.4mm)	0.53" (13.5mm)



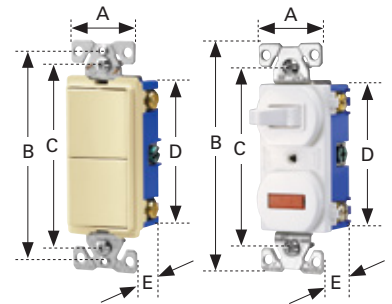
Feed-through cord switches

Catalog no.	A	B	C
410	1.35" (34.5mm)	0.91" (23.1mm)	0.55" (14.0mm)
933	2.49" (63.4mm)	1.47" (36.7mm)	1.25" (31.6mm)



Combination devices

Family	A	B	C	D	E
Decorator combination	1.30" (33.0mm)	3.81" (96.8mm)	3.28" (83.3mm)	2.65" (67.3mm)	1.08" (27.4mm)
Traditional combination	1.30" (33.0mm)	4.19" (106.4mm)	3.28" (83.3mm)	2.65" (67.3mm)	1.08" (27.4mm)
Nightlight combination	1.30" (33.0mm)	3.81" (96.8mm)	3.28" (83.3mm)	2.65" (67.3mm)	1.08" (27.4mm)



Duplex receptacle

Family or Catalog no.	A	B	C	D	E
Heavy duty grade tamper resistant	1.24" (31.5mm)	4.00" (101.6mm)	3.23" (82.0mm)	2.63" (66.8mm)	1.04" (26.4mm)
Decorator standard grade	1.30" (33.0mm)	3.81" (96.8mm)	3.28" (83.3mm)	2.12" (53.8mm)	0.69" (17.5mm)
Standard grade, except 298	1.31" (33.3mm)	4.19" (106.4mm)	3.28" (83.3mm)	2.63" (66.8mm)	0.69" (17.5mm)
298	1.31" (33.3mm)	4.19" (106.4mm)	3.28" (83.3mm)	2.63" (66.8mm)	0.74" (18.8mm)
CO/ALR standard grade	1.38" (35.1mm)	4.06" (103.1mm)	3.28" (83.3mm)	2.61" (66.3mm)	0.71" (18.0mm)

