



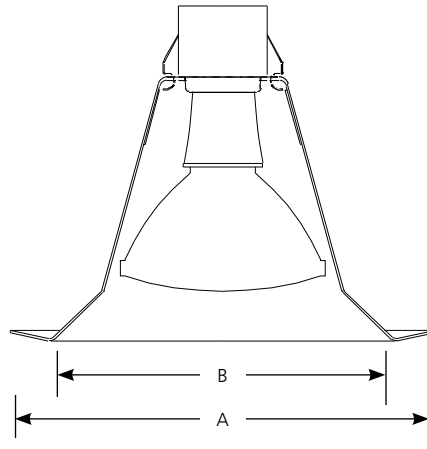
Incandescent

**6" Open Shower Trim
IC & Non-IC**

Recessed-Trim

Type _____
-28
P8072WL

Catalog No.	Finish		Dimensions (Inches)	
	White		A	B
P8072WL	-28		7-3/4	4-3/4



Lamp Wattage*

Housing	IC	Non-IC
P87-AT	50PAR30	50PAR30
P87-ATQC	50PAR30	50PAR30
P187-TG	50PAR30	50PAR30
P821-AT	N/A	50PAR30
P821-FB,FBFC	50PAR30	50PAR30
P87-ATQC	50PAR30	50PAR30

Specifications:

Flange

- Bright white powder painted metal flange
- No light leaks around trim flange
- Covers irregular ceiling openings

Options

- White reflector

Labels

- UL-CUL Wet location listed

Trim

- Trim-Lok action forces trim to fit snugly against the ceiling
- Socket mounts to trim for optimum performance and consistent lamp position
- One-piece aluminum construction
- Splay design for PAR 30 lamps

* use with outdoor rated PAR lamps

Progress Lighting
701 Millennium Blvd.
Greenville, South Carolina
29607

www.progresslighting.com
Patent# 5,758,987, 5,758,988



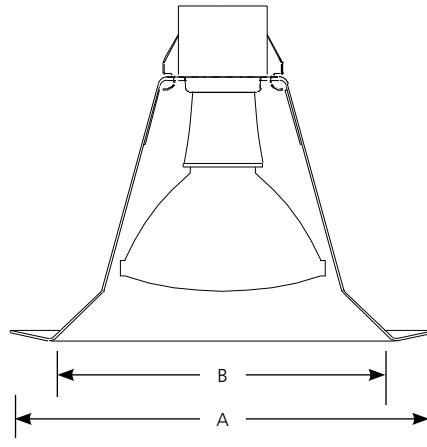
Incandescent

**6" Open Splay Trim
IC & Non-IC**

Recessed-Trim

Type _____
-28
P8072

Catalog No.	Finish		Dimensions (Inches)	
	White		A	B
P8072	-28		7-3/4	4-3/4



Lamp Wattage*

Housing	IC	Non-IC
P87-AT	75PAR30/65BR30	75PAR30/100A19/85BR30
P87-ATQC	75PAR30/65BR30	75PAR30/100A19/85BR30
P187-TG	85BR30/75PAR30/75A19	85R30/75PAR30/75A19
P821-AT	N/A	85BR30/75PAR30/40A19
P821-FB,FBFC	75PAR30/65BR30	75PAR30/100A19/85BR30
P87-ATQC	75PAR30/65BR30	75PAR30/100A19/85BR30

Specifications:

Flange

- Bright white powder painted metal flange
- No light leaks around trim flange
- Covers irregular ceiling openings

Options

- White reflector

Labels

- UL-CUL Damp location listed

Trim

- Trim-Lok action forces trim to fit snugly against the ceiling
- Socket mounts to trim for optimum performance and consistent lamp position
- One-piece aluminum construction
- Splay design for BR and PAR 30 lamps

Progress Lighting
701 Millennium Blvd.
Greenville, South Carolina
29607

www.progresslighting.com
Patent# 5,758,987, 5,758,988

P87-AT

P87-AT WITH P8072-28

Report No. 98092

No. Lamps: 1 Type Lamp: 65BR30 FL Total Lumens: 770

Fixture Efficiency: 90.3%

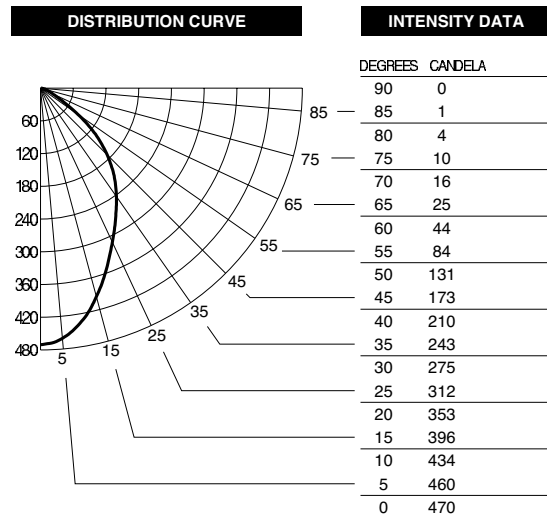
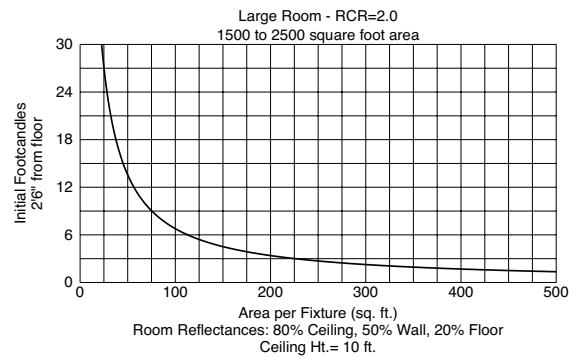
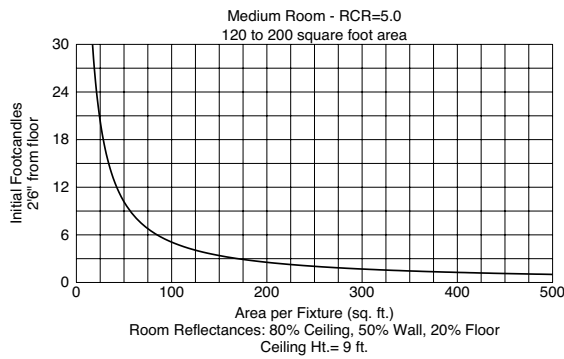
S/MH Ratio: 0.9

Single Fixture Data

Ceiling Ht.(Ft.)	10% Values		Zero Degrees Ft.-C	50% Values	
	Beam Angle - 95			Beam Angle - 49	
	Ft.-C	Beam Dia.		Ft.-C	Beam Dia.
8	1.6	12	15.6	7.8	5
10	0.8	16	8.4	4.2	7
12	0.5	21	5.2	2.6	9
14	0.4	25	3.6	1.8	11
16	0.3	29	2.6	1.3	12

Ft.-C (Footcandles) are initial and measured 2'-6" from floor

Quick Calculator Charts



ZONAL CAVITY COEFFICIENTS OF UTILIZATION

Effective Floor Cavity Reflectance 0.20

RC	Effective Floor Cavity Reflectance 0.20																												
	80				70				50				30				10				0								
RW	70	50	30	10	70	50	30	10	50	30	10	50	30	10	50	30	10	50	30	10	50	30	10	50	30	10	50	30	10
0	107	107	107	107	105	105	105	105	100	100	100	96	96	96	92	92	92	90	90	90	88	88	88	85	85	85	83	83	83
1	101	98	95	92	98	96	93	91	92	90	88	88	87	85	85	84	83	81	81	81	81	80	80	78	78	76	73	72	72
2	94	88	83	79	92	87	82	79	83	80	77	81	78	75	78	76	73	72	72	72	72	71	71	70	68	65	64	64	64
3	87	80	74	69	85	78	73	69	76	71	68	74	70	66	71	68	65	64	64	64	64	63	63	62	61	59	57	57	57
4	81	72	66	61	79	71	65	61	69	64	60	67	63	59	65	62	58	57	57	57	57	56	56	55	54	53	52	52	52
5	76	66	59	54	74	65	59	54	63	58	53	62	57	53	60	56	52	51	51	51	51	50	50	49	48	47	46	46	46
6	71	60	54	49	69	60	53	49	58	52	48	57	52	48	55	51	47	46	46	46	46	45	45	44	43	42	42	42	42
7	66	56	49	44	65	55	48	44	54	48	44	52	47	43	51	47	43	41	41	41	41	40	40	39	38	37	37	37	37
8	62	51	45	40	61	51	44	40	50	44	40	49	43	40	48	43	39	38	38	38	38	37	37	36	35	34	34	34	34
9	58	48	41	37	57	47	41	37	46	40	36	45	40	36	44	40	36	35	35	35	35	34	34	33	32	32	32	32	32
10	55	44	38	34	54	44	38	34	43	37	34	42	37	33	42	37	33	32	32	32	32	31	31	30	29	29	29	29	29

P87-AT

P87-AT WITH P8072-28

Report No. 98093

No. Lamps: 1 Type Lamp: 75A19 Total Lumens: 1190

Fixture Efficiency: 47.5%

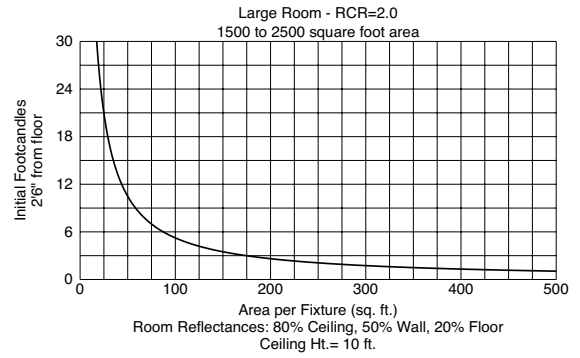
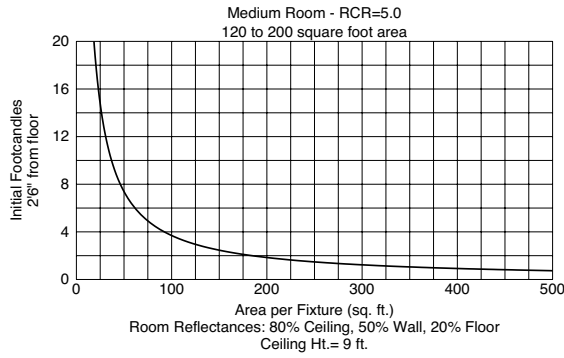
S/MH Ratio: 1.5

Single Fixture Data

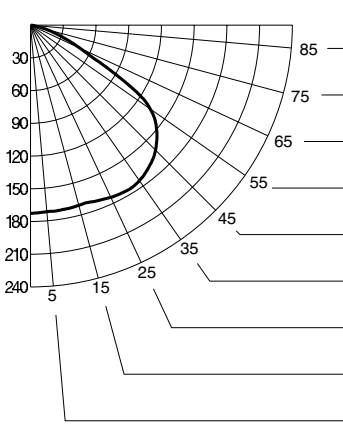
Ceiling Ht.(Ft.)	10% Values		Zero Degrees Ft.-C	50% Values	
	Beam Angle - 116			Beam Angle - 75	
	Ft.-C	Beam Dia.		Ft.-C	Beam Dia.
8	0.6	18	5.7	2.9	8
10	0.3	24	3.1	1.5	11
12	0.2	30	1.9	1.0	15
14	0.1	37	1.3	0.7	18
16	0.1	43	0.9	0.5	21

Ft.-C (Footcandles) are initial and measured 2'-6" from floor

Quick Calculator Charts



DISTRIBUTION CURVE



INTENSITY DATA

DEGREES	CANDELA
90	0
85	1
80	5
75	15
70	30
65	50
60	90
55	134
50	151
45	162
40	169
35	174
30	176
25	174
20	172
15	171
10	172
5	172
0	173

ZONAL CAVITY COEFFICIENTS OF UTILIZATION

Effective Floor Cavity Reflectance 0.20

RC	Effective Floor Cavity Reflectance 0.20																							
	80				70				50				30				10				0			
RW	70	50	30	10	70	50	30	10	50	30	10	50	30	10	50	30	10	50	30	10	50	30	10	0
0	56	56	56	56	55	55	55	55	53	53	53	50	50	50	48	48	48	47						
1	52	50	48	47	51	49	47	46	47	46	45	45	44	43	44	43	42	41						
2	48	44	41	39	46	43	40	38	42	39	37	40	38	36	39	37	36	35						
3	44	39	35	32	42	38	35	32	37	34	31	35	33	31	34	32	30	29						
4	40	34	30	27	39	34	30	27	33	29	27	31	29	26	30	28	26	25						
5	37	31	26	23	36	30	26	23	29	26	23	28	25	23	27	25	22	21						
6	34	27	23	20	33	27	23	20	26	23	20	25	22	20	25	22	20	19						
7	31	25	21	18	30	24	20	18	24	20	17	23	20	17	22	19	17	16						
8	29	22	18	16	28	22	18	16	21	18	15	21	18	15	20	17	15	14						
9	27	20	17	14	26	20	16	14	20	16	14	19	16	14	19	16	14	13						
10	25	19	15	12	24	19	15	12	18	15	12	18	15	12	17	14	12	11						

P87-AT

P87-AT WITH P8072-28

Report No. 98091

No. Lamps: 1 Type Lamp: 75PAR30 LN/FL Total Lumens: 985

Fixture Efficiency: 98.6%

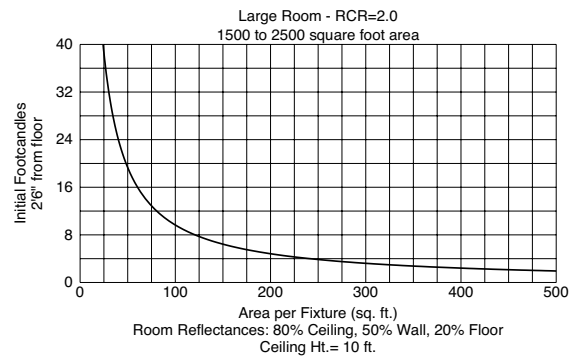
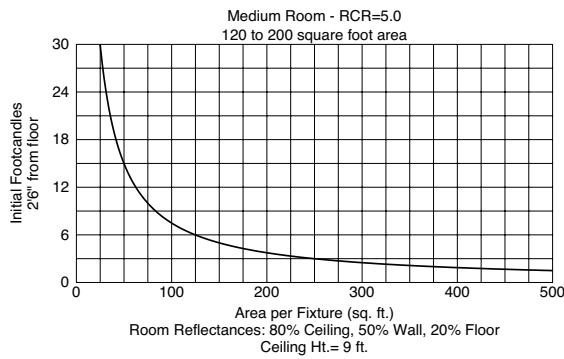
S/MH Ratio: 1.1

Single Fixture Data

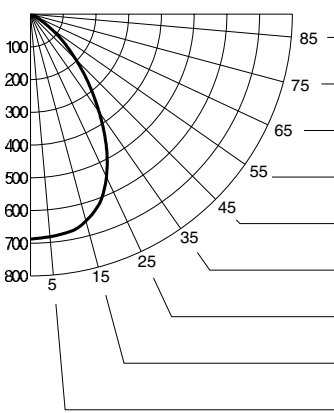
Ceiling Ht.(Ft.)	10% Values		Zero Degrees Ft.-C	50% Values	
	Beam Angle - 90			Beam Angle - 56	
	Ft.-C	Beam Dia.		Ft.-C	Beam Dia.
8	2.3	11	22.7	11.4	6
10	1.2	15	12.2	6.1	8
12	0.8	19	7.6	3.8	10
14	0.5	23	5.2	2.6	12
16	0.4	27	3.8	1.9	14

Ft.-C (Footcandles) are initial and measured 2'-6" from floor

Quick Calculator Charts



DISTRIBUTION CURVE



INTENSITY DATA

DEGREES	CANDELA
90	0
85	1
80	2
75	5
70	9
65	16
60	33
55	73
50	131
45	196
40	276
35	366
30	462
25	549
20	616
15	654
10	676
5	683
0	687

ZONAL CAVITY COEFFICIENTS OF UTILIZATION

Effective Floor Cavity Reflectance 0.20

RC	Effective Floor Cavity Reflectance 0.20																							
	80				70				50				30				10				0			
RW	70	50	30	10	70	50	30	10	50	30	10	50	30	10	50	30	10	50	30	10	50	30	10	0
0	117	117	117	117	115	115	115	115	109	109	109	105	105	105	100	100	100	98						
1	111	108	105	102	108	105	103	100	101	99	97	98	96	94	94	93	92	90						
2	104	98	94	90	102	96	92	89	93	90	87	90	87	85	87	85	83	81						
3	97	90	84	79	95	88	83	79	86	81	77	83	79	76	81	78	75	73						
4	91	82	76	71	89	81	75	71	79	74	70	77	72	69	75	71	68	66						
5	85	76	69	64	84	75	68	64	73	67	63	71	66	62	70	65	62	60						
6	80	70	63	58	79	69	63	58	67	62	57	66	61	57	65	60	57	55						
7	75	65	58	53	74	64	57	53	63	57	52	61	56	52	60	55	52	50						
8	71	60	53	49	70	59	53	48	58	52	48	57	52	48	56	51	48	46						
9	67	56	49	45	66	55	49	45	54	49	44	53	48	44	53	48	44	43						
10	63	52	46	41	62	52	46	41	51	45	41	50	45	41	49	44	41	39						



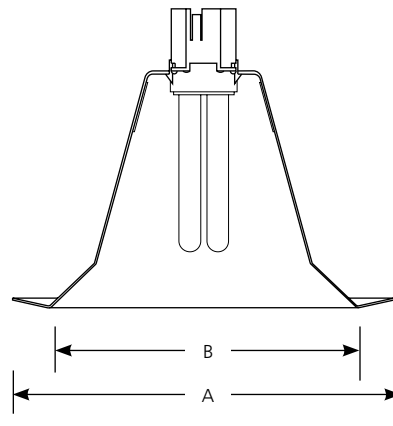
Compact Fluorescent

6" Open Splay Trim
IC & Non-IC

Recessed-Trim

Type _____
-28
P8072

Catalog No.	Finish		Dimensions (Inches)	
	White		A	B
P8072	-28		7-3/4	4-3/4



Lamp Wattage Housing	IC	Non-IC
P83-AT	13w 4-pin Quad/Triple-tube CF	13w 4-pin Quad/Triple-tube CF
P83-ICAT	13w 4-pin Quad/Triple-tube CF	13w 4-pin Quad/Triple-tube CF
P88-ICAT	18w 4-pin Quad/Triple-tube CF	18w 4-pin Quad/Triple-tube CF
P183-EB	13w 4-pin Quad/Triple-tube CF	13w 4-pin Quad/Triple-tube CF
P83-26ICAT	26w 4-pin Triple-tube CF	26w 4-pin Triple-tube CF
P62-FB	N/A	26 or 32w 4-pin Triple-tube CF

Specifications:

Flange

- Bright white powder painted metal flange
- No light leaks around trim flange
- Covers irregular ceiling openings

Trim

- Trim-Lok action forces trim to fit snugly against the ceiling
- Socket mounts to trim for optimum performance and consistent lamp position
- One-piece aluminum construction
- Splay design for vertical mount 13w Quad CF

Options

- White reflector

Lamps

- Maximum overall length of lamp cannot exceed 5.5" (5-1/2")
- Available are: GE-F26TBX, Phillips PLT26, Sylvania CF26 or 32DT

Labels

- UL-CUL damp location listed

Progress Lighting
701 Millennium Blvd.
Greenville, South Carolina
29607

www.progresslighting.com
Patent# 5,758,987, 5,758,988

P83

P83 WITH P8072-10

Report No. 98032

No. Lamps: 1 Type Lamp: 13W QUAD CF - GE Total Lumens: 860

Fixture Efficiency: 52.1%

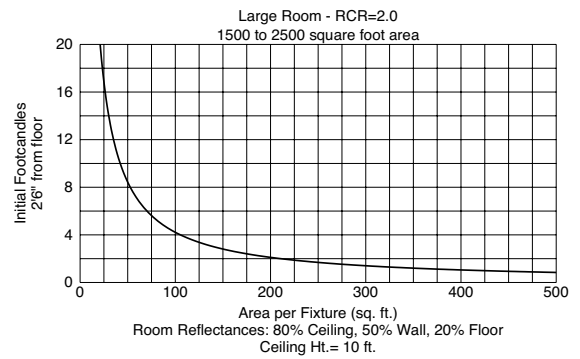
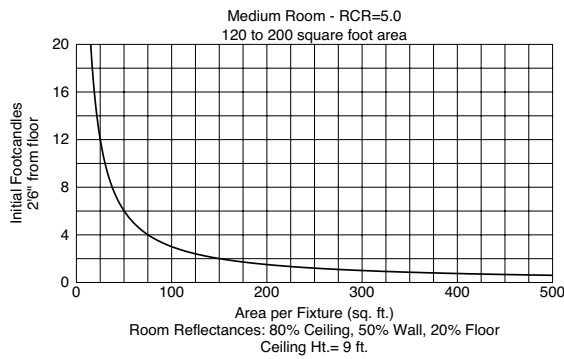
S/MH Ratio: 1.7

Single Fixture Data

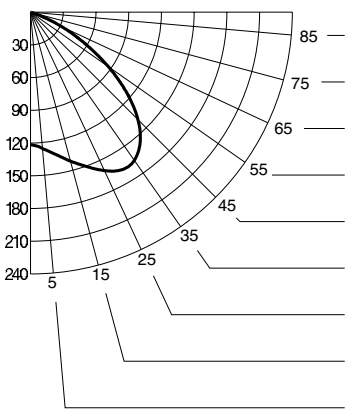
Ceiling Ht.(Ft.)	10% Values		Zero Degrees Ft.-C	50% Values	
	Beam Angle - 114			Beam Angle - 84	
	Ft.-C	Beam Dia.		Ft.-C	Beam Dia.
8	0.4	17	4.0	2.0	10
10	0.2	23	2.2	1.1	14
12	0.1	29	1.3	0.7	17
14	0.1	35	0.9	0.5	21
16	0.1	42	0.7	0.3	25

Ft.-C (Footcandles) are initial and measured 2'-6" from floor

Quick Calculator Charts



DISTRIBUTION CURVE



INTENSITY DATA

DEGREES	CANDELA
90	0
85	0
80	0
75	1
70	11
65	32
60	58
55	87
50	115
45	139
40	156
35	166
30	167
25	160
20	151
15	141
10	132
5	125
0	122

ZONAL CAVITY COEFFICIENTS OF UTILIZATION

Effective Floor Cavity Reflectance 0.20

RC	70												50				30				10				0			
	70	50	30	10	70	50	30	10	50	30	10	50	30	10	50	30	10	50	30	10	50	30	10	50	30	10		
0	62	62	62	62	60	60	60	60	58	58	58	55	55	55	53	53	53	52	52	52	52	52	52	52	52	52		
1	58	56	54	52	56	54	53	51	52	51	50	50	49	48	48	48	47	46	46	46	46	46	46	46	46	46		
2	53	49	46	44	52	48	46	43	47	44	42	45	43	41	43	42	40	39	39	37	35	34	34	34	34	34		
3	49	44	40	37	48	43	40	37	42	39	36	40	38	36	39	37	35	34	34	33	32	30	29	29	29	29		
4	45	39	35	32	44	38	34	31	37	34	31	36	33	31	35	32	30	29	29	28	27	25	24	24	24	24		
5	41	35	31	27	40	34	30	27	33	30	27	32	29	27	31	29	26	25	25	24	23	22	21	21	21	21		
6	38	31	27	24	37	31	27	24	30	26	24	29	26	23	28	25	23	22	22	21	20	19	18	18	18	18		
7	35	28	24	21	34	28	24	21	27	23	21	26	23	21	26	23	20	19	19	18	17	16	15	15	15	15		
8	33	26	21	19	32	25	21	18	25	21	18	24	21	18	23	20	18	17	17	16	15	14	13	13	13	13		
9	30	24	19	17	30	23	19	16	23	19	16	22	19	16	22	18	16	15	15	14	13	12	11	11	11	11		
10	28	22	18	15	28	21	17	15	21	17	15	20	17	15	20	17	15	14	14	13	12	11	10	10	10	10		

