

PROJECT: TYPE:

LOCATION: CAT:



Dark Bronze

Nickel

White

Description

Line-voltage, high performance, easy to install puck lights with swivel feature

Features

- 2700K or 3000K color temperature options
- Zinc alloy light housing with aluminum heat sink
- Stamped steel surface collar with brushed nickel or powder coat finish to match
- Spring steel clips secure housing in surface collar
- Diffuse, polycarbonate lens with 30° swivel capability
- Available in three puck kits, single put kits, or individual linking pucks for increasing the number of pucks in a kit
- Link up to 20 pucks together
- Plug-in installations can be controlled by inline roll switch on power cord; hardwire installations are controlled by wall control or rocker switch on hardwire box

Mounting

Surface or recess mount (2-3/8" cut-out); mounting screws included

Applications

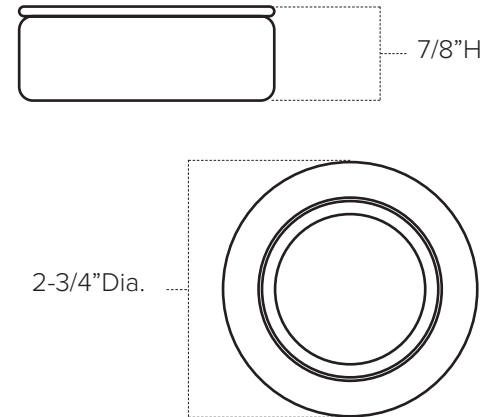
Display shelves, under-cabinets, in cabinets

Technical Information



Voltage	120V AC, 60Hz	
CCT	2700K	3000K
CRI	90+	90+
Wattage	4.3W per puck	
Lumens	200Lm (BK), 200LM (NK), 230Lm (WH)	235Lm (BK), 235LM (NK), 250Lm (WH)
Max Run	20 pucks	
Beam Angle	120°	
Lens Swivel	30°	
Dimming	10-100% with most CFL/LED and low-voltage electronic	
Operating Temp	-10°C (14°F) to 40°C (104°F)	
Rating	cETLus Listed, dry locations	
Rated Life	50,000 Hours	

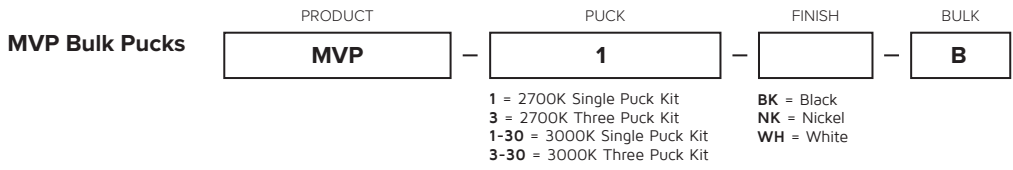
Profile Dimensions



Recommended Power Supplies

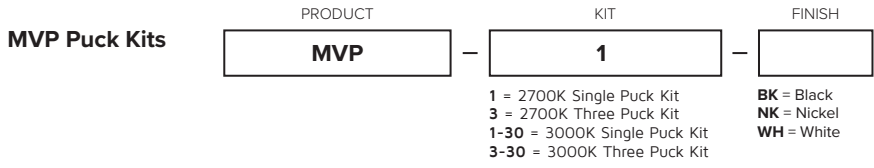
Part Number	Description	Finish	Application	Primary & Secondary	Total Wattage	Listing	Dimensions
ALSBOX	Slimline Hardwire Box with (2) Molex outlets and On/Off switch; (Required for Hardwire operation)	Black	Dry location	120V AC	86 x 2 (5A Max)	cURus	4"x2.5"x1"
ALSBOX-WH-B		White					
ALLVP-PC6	6ft power cord with slide on plug, roll switch, and female plug	Black	Dry location	120V AC	86	cULus	6ft length
ALLVP-PC6-WH		White					

Ordering Information




Bulk Pucks Include:
 (1) Puck with 6" lead wire and 6" tail wire
 Mounting screws

Single Puck Kits Include:
 (1) Puck with 6" lead wire
 (1) 6' power cord with roll switch
 Mounting screws



Three Puck Kits Include:
 (2) Pucks with 6" lead wire and 6" tail wire
 (1) 6' power cord with roll switch
 (1) Puck with 6" lead wire
 Mounting screws

Example Part # **MVP-1-BK-B**



Accessories

Image	Part Number	Length	Finish	Description
	ALLVP-PC6	6ft	Black	120V Power Cable + Plug w/ Inline Rotary Switch
	ALLVP-PC6-WH	6ft	White	120V Power Cable + Plug w/ Inline Rotary Switch
	ALLVPEX12	12"	Black	Linking cable; 18AWG wire with male/female connectors
	ALLVPEX24	24"		
	ALLVPEX12WH	12"	White	Linking cable; 18AWG wire with male/female connectors
	ALLVPEX24WH	24"		

NOTES
