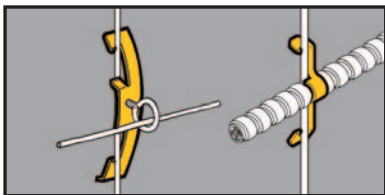


# Conduit & Cable



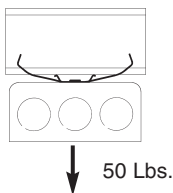
- BW2 and BW6 support #10-24 or 1/4"-20 threaded bridle rings and provide attachment for electrical boxes.
- BW2S & BW6S are provided with one each 1/4"-20 x 3/8" screw and hex nut.
- BW4 supports cables from #12 thru #8 wire.

## Rod & Wire Fasteners



UPC/Part Number	Catalog Number	Drop Rod/ Wire Size	Flange Thickness	Box Qty.
781011 19700	<b>BW2</b>	#12 wire thru 1/4" plain or threaded rod	1/8" - 3/8"	100
782051 40156	<b>BW2S</b>	#12 wire thru 1/4" plain or threaded rod	1/8" - 3/8"	100
781011 95516	<b>BW6</b>	3/8" plain or threaded rod	3/8" - 7/16"	100
782051 40157	<b>BW6S</b>	3/8" plain or threaded rod	3/8" - 7/16"	100

Conduit & Cable



**Static Load  
Capacity**



UPC/Part Number	Catalog Number	Description	Box Qty.
781011 19705	<b>BW4</b>	Multi-size Wire Fastener	100



MC/AC Cable Size	#12 Wire	#10 Wire	#8 & #9 Wire
14/2 Cable	BW4	BW4	BW4
14/3 Cable	BW4	BW4	BW4
12/2 Cable	BW4	BW4	BW4
12/3 Cable	BW4	BW-8	BW-8

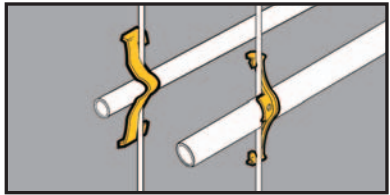
**BW4 is designed for positioning only. No load rating.**

Note: An independent means of support is required by NEC Article 300.11. Refer to pages 220-221 for additional support methods.

Read safety/installation instruction sheets in packages before use.



- See BX8 and BX18 for a better solution.
- Attaches conduit to wire rods or flanges.
- Can be used for flexible metallic tubing or armored cable.



## Rod & Wire Fasteners

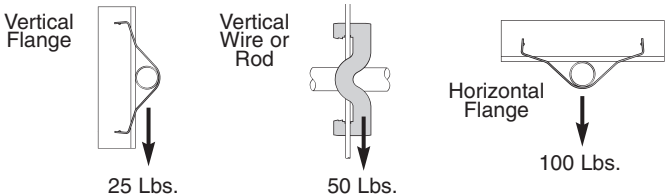


UPC/Part Number	Catalog Number	Box Qty.
781011 19710	<b>BW-8</b>	100
781011 19715	<b>BW-12</b>	100
781011 19720	<b>BW-16</b>	100
781011 19725	<b>BW-20</b>	100

Conduit Size	#10 & #12 Wire	#8 & #9 Wire	3/16" & 1/4" Rod	1/8" to 1/4" Flange	5/16" to 3/8" Flange	7/16" to 1/2" Flange
1/2" EMT	BW-8	BW-8	BW-8	BW-8	BW-12	BW-12
1/2" Rigid	BW-8	BW-12	BW-12	BW-12	BW-12	BW-16
3/4" EMT	BW-12	BW-12	BW-12	BW-12	BW-16	BW-16
3/4" Rigid	BW-12	BW-12	BW-16	BW-16	BW-20*	BW-20*
1" EMT	---	BW-16	BW-16	BW-16	BW-20*	BW-20*
1" Rigid	---	---	---	BW-20*	BW-20*	BW-20*
1 1/4" EMT	---	BW-20	BW-20	BW-20	---	---

\*Note: For horizontal applications only.

### Static Load Capacity



Note: An independent means of support is required by NEC Article 300.11. Refer to pages 220-221 for additional support methods.

Read safety/installation instruction sheets in packages before use.