

Arrow Hart industrial grade power lock plugs, connectors and receptacles

Project Name:	Prepared By:
Project Number:	Date:
Catalog Number:	Type:



AHPL20414N



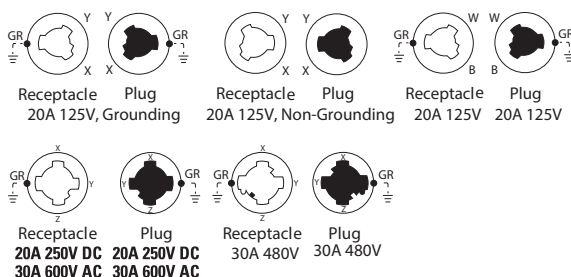
AHPL20415N



AHPL20444N



AHPL20445N



EATON

Powering Business Worldwide

Description

2-pole, 3-wire grounding
3-pole, 3-wire non-grounding
3-pole, 4-wire grounding
20A, 125V/AC; 20A, 250V/DC;
30A, 480V/AC; 30A, 600V/AC;
Non-NEMA

Features

- Spring-loaded safety shutter automatically ejects the plug if it has not been properly locked into the female device (receptacle or connector) which eliminates contact interaction and insures long-lasting performance
- Spring-loaded safety shutter helps to contain and extinguish arcs if the devices are accidentally unmated under load, providing a quicker disconnect and higher degree of safety for the user
- Spring-loaded safety shutter prevents the entrance of foreign matter in the female contact chamber and provides an IP30 finger-safe rating
- Amperage/voltage and configuration clearly marked on the body of devices for easy identification of the device capabilities
- Terminal body assembly screws backed out for fast wiring and assembly
- Tri-combo screws to facilitate use of a wide variety of tools to assist with more rapid assembly
- Double dove tail provides for superior cord alignment and retention
- Longer bosses on cord grip allow for excellent clamp force on large diameter cords ensuring tight connections
- Dust shield is made of durable neoprene to keep foreign particles of entering the cord chamber

Table 1. Industrial grade plugs & connectors


Catalog No.	Description	Cord diameter	Amps	Volts	Color
□ AHPL23005UL	Plug interior nylon	N/A	20 10	125AC 250DC/480AC	BK
□ AHPL23005N	Ultra grip plug, nylon	0.256-0.656" (6.5-16.7mm)	20 10	125AC 250DC/480AC	BK & W
□ AHPL23056	Ultra grip plug, hospital use only	0.256-0.656" (6.5-16.7mm)	20	125AC	GY & W
□ AHPL20415N	Ultra grip plug, nylon	0.38-1.06" (9.65-26.9mm)	30 20	600AC 250DC	BK & W
□ AHPL20414N	Ultra grip connector, nylon	0.38-1.06" (9.65-26.9mm)	30 20	600AC 250DC	BK & W
□ AHPL20445N	Ultra grip plug, nylon	0.38-1.06" (9.65-26.9mm)	30	480AC	RD & W
□ AHPL20444N	Ultra grip connector, nylon	0.38-1.06" (9.65-26.9mm)	30	480AC	RD & W

Compliances, specifications and availability are subject to change without notice.

Project Name:	Prepared By:
Project Number:	Date:
Catalog Number:	Type:



AHPL20403N



AHPL20443N

Table 1. Industrial grade receptacles

Catalog No.	Description	Cord diameter	Amps	Volts	Color
<input type="checkbox"/> AHPL23000	Industrial grade receptacle	0.44-1.06" (11.1-26.0mm)	20 10	125AC 250DC/480AC	BK
<input type="checkbox"/> AHPL23000G	Industrial grade receptacle	0.44-1.06" (11.1-26.0mm)	20 10	125AC 250DC	BK
<input type="checkbox"/> AHPL23050	Industrial grade receptacle, hospital use only	0.44-1.06" (11.1-26.0mm)	20	125	BK & GY
<input type="checkbox"/> AHPL20403N	Industrial grade receptacle	0.33-0.66" (8.4-16.7mm)	30 20	600AC 250DC	BK
<input type="checkbox"/> AHPL20443N	Industrial grade receptacle	0.33-0.66" (8.4-16.7mm)	30	480	BK & RD

Applications

Eaton's power lock devices are designed for safety, energizing within a chamber to eliminate the possibility of exterior arcing. The chamber is protected by a spring-loaded safety shutter that ejects the plug if it's not fully locked in place. The shutter also prevents the entrance of foreign matter and provides an IP30 finger-safe rating. These devices are ideal for high-abuse industrial and specialized hospital applications. Designed with the latest in ergonomic shape, the power lock devices provide a superior design and performance, making them ideal for many applications. The devices are available in a wide range of non-NEMA configurations.

Table 2. Specifications

Catalog no.	Ultra grip nylon power lock plugs and connectors AHPL23005UL AHPL23056N, AHPL20415N, AHPL20445N, AHPL23005N, AHPL20414, AHPL20444N
Device type	Power lock plugs and connectors
Wiring type	Pressure wire
Testing & code compliance	<ul style="list-style-type: none"> Listed to UL 498, file no. E3663 UL certified to C22.2, no. 42
Environmental specifications	Flammability: Meets UL 94 requirements; V0/V2 rated Temperature rating: -40°C to 75°C (-40°F to 221°F)
Electrical specifications	Dielectric voltage: Twice the device rating + 1000V per UL498 Current interrupting: Yes, at full-rated current Temperature rise: Max. 30°C (86°F) after 50 cycles of overload @ 150% of rated current (DC)
Mechanical specifications	Terminal accommodation: #8 - #12 AWG / #10 - #16 AWG Voltage ratings: Permanently marked on device

Table 3. Materials

Catalog no.	Ultra grip nylon power lock plugs and connectors AHPL23005UL AHPL23056N, AHPL20415N, AHPL20445N, AHPL23005N, AHPL20414, AHPL20444N
Inlet flip lid cover & base	N/A
Flanged housing	N/A
Plug/connector outer shell	Nylon
Interior body	Glass filled nylon
Terminal retainer	Glass filled nylon
Blades	0.070" thick copper
Line contacts	—
Terminal clamp	Steel, nickel plated
Terminal screws	#8-32 brass
Ground screw	#8-32 brass, green tone
Assembly/mounting screws	#6-20 steel, nickel plated
Cord clamp screws	#8-18 steel, nickel plated
Cord clamp	Nylon

Project Name:	Prepared By:
Project Number:	Date:
Catalog Number:	Type:

Table 4. Specifications

Catalog no.	Power lock receptacles AHPL20403N, AHPL20443N, AHPL23000, AHPL23000G, AHPL23050
Device type	Power lock receptacles
Wiring type	Wiring type
Testing & code compliance	<ul style="list-style-type: none"> Listed to UL498, file no. E2369, except 23000G UL certified to C22.2, no. 42 except 23000G, AH21420, 20443N
Environmental specifications	Flammability: Meets UL 94 requirements; V0 rated Temperature rating: -40°C to 105°C (-40°F to 221°F)
Electrical specifications	Dielectric voltage: ≤300V: 2000V, 301-600V: 3000V per UL498 Current interrupting: Yes, at full-rated current Temperature rise: Max. 30°C (86°F) after 50 cycles of overload @ 150% of rated current (DC)
Mechanical specifications	Terminal accommodation: #8 - 10 AWG / #10 - #14 AWG Voltage ratings: Permanently marked on device

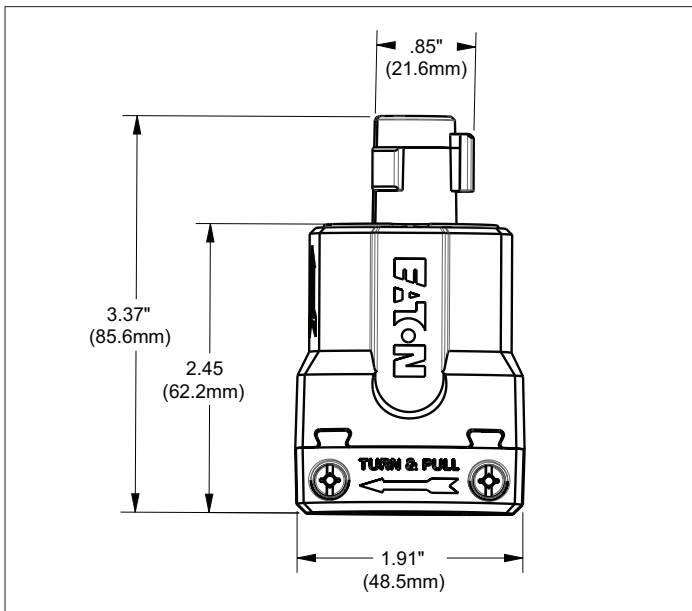
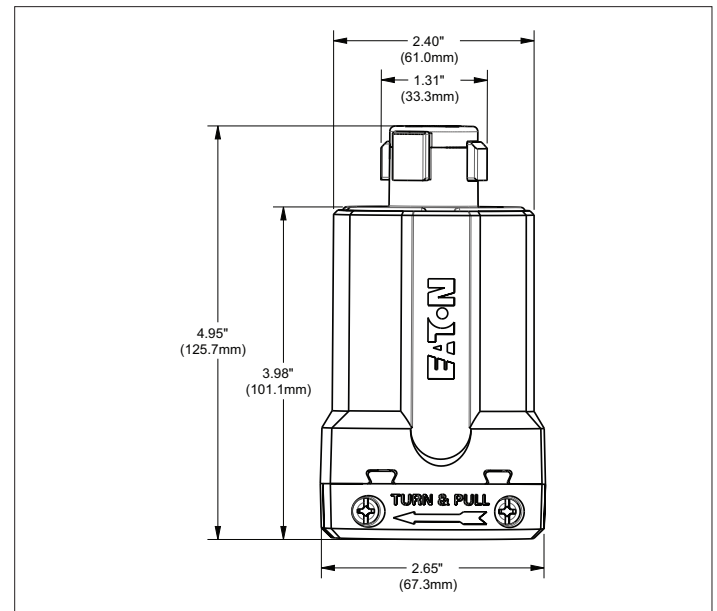
Table 5. Materials

Catalog no.	Power lock receptacles AHPL20403N, AHPL23443N, AHPL23000, AHPL23000G, AHPL23050
Interior body/face & base	Glass-filled nylon
Single receptacle strap	If applicable, 0.050" thick steel, nickel plated
Grounding strap	N/A
Contacts	0.030" thick copper
Terminals	0.024" thick brass
Terminal screws	#8-32 brass screw
Ground screw	#8-32 brass screw, green tone

Table 6. Color information

BK (Black), GY (Gray), RD (Red), W (White)

BK	GY	RD	W
Black	Gray	Red	White

Product Dimensions**Figure 1. AHPL23056N/AHPL23005N Line art with dimensions****Figure 2. AHPL20415N Line art with dimensions**

Project Name:	Prepared By:
Project Number:	Date:
Catalog Number:	Type:

Product Dimensions

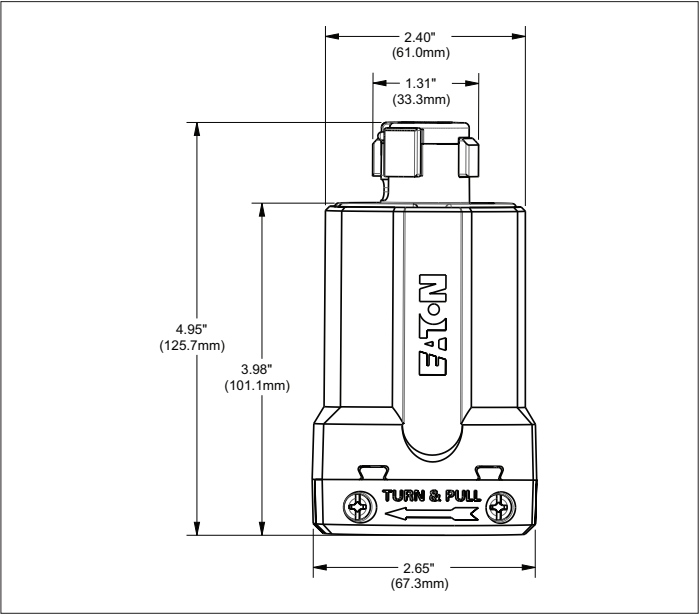


Figure 3. AHPL20445N Line art with dimensions

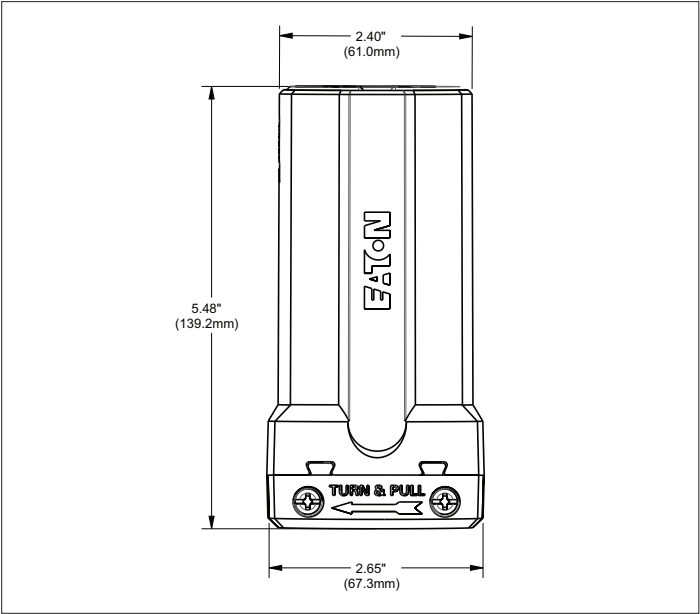


Figure 4. AHPL20414N/AHPL20444N Line art with dimensions

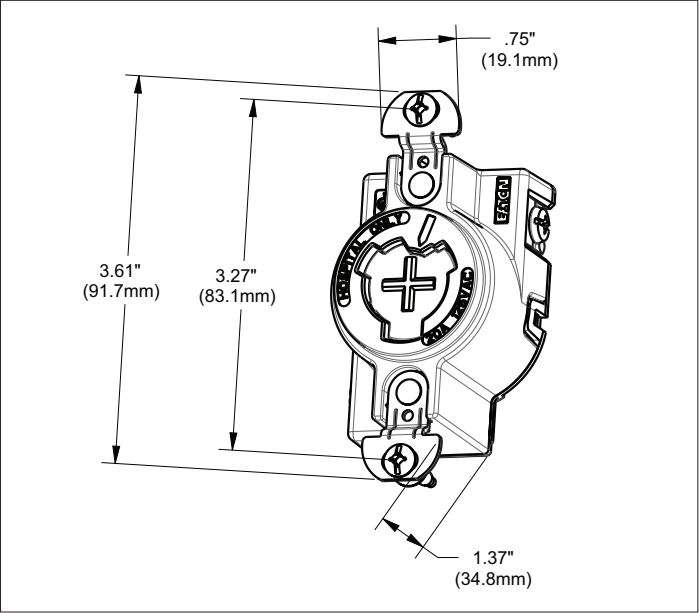


Figure 5. AHPL23050/AHPL23000 Line art with dimensions

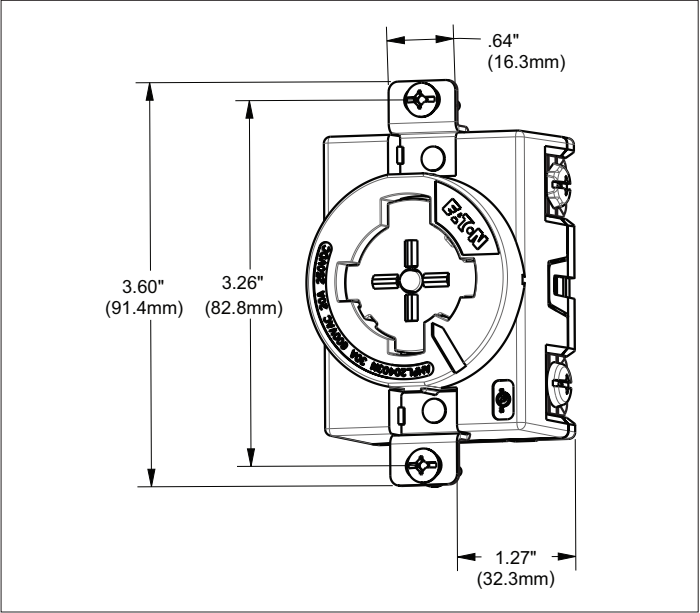


Figure 6. AHPL20403N Line art with dimensions

Project Name:	Prepared By:
Project Number:	Date:
Catalog Number:	Type:

Product Dimensions

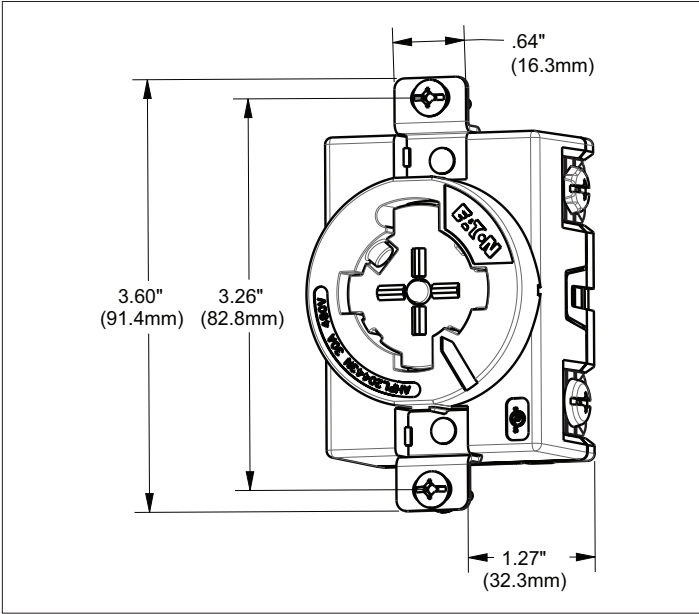











Figure 7. AHPL20443N Line art with dimensions

Certifications & Compliances

Catalog No.								
AHPL23005UL	•	•	•	•	•	•	•	•
AHPL23056N	•	•	•	•	•	•	•	•
AHPL20415N	•	•	•	•	•	•	•	•
AHPL20445N	•	•	•	•	•	•	•	•
AHPL23005N	•							
AHPL20414N	•							
AHPL20444N	•							
AHPL20403N	•							
AHPL20443N	•							
AHPL23000G	•							
AHPL23050	•		•					

KEY:  cULus  UL  Fed Spec  CSA
 NOM  Arrowlink  Build-To-Spec  ROHS

 Parts are manufactured and designed in accordance with article 4 of the European Union's RoHS2 directive 2011/65/EU

 Build-To-Spec Customizable Devices