





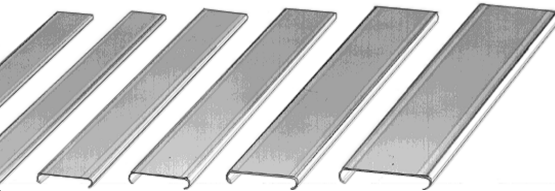


Accessories








Part Numbers: End Plates, DIN Rail Stops, Stand-Offs, DIN Rail and Dust Covers

Description	Appearance	Use with	Part No.	Remarks
End Plates		BNH10W BNH15MW BNH15LW	BNE15W	
		BNH30W	BNE30W	
		BNF10SW BNF10NW BNF10DW	BNE20	
		BNH50W	BNE50W	
		BN75W	BNE75W	
		BN150W	BNE150W	
		BNDH15W	BNDE15W	
DIN Rail Stops		BNH10W BNH15MW BNH15LW BNH30W BNH50W BNF10SW BNF10NW BNF10DW BA111T BA211T BA311T BA411S BAF111SU BAF111SDU	BNL5 (small)	<ol style="list-style-type: none"> DIN rail stops prevent side-to-side movement. The BNL-5 width is 0.375" (9.5mm).
		BN75W BN150W	BNL6 (medium)	<ol style="list-style-type: none"> DIN rail stops prevent side-to-side movement. The BNL-6 width is 0.375" (9.5mm). To firmly stabilize these higher profile terminal blocks, the BNL-6 has a higher profile than the BNL-5.
		BNDH15W BN200NW# BN400NW#	BNL8 (large)	<ol style="list-style-type: none"> DIN rail stops prevent side-to-side movement. The BNL-8 width is 0.571" (14.5mm). # = number of poles.
DIN Rail Stand-Offs		All series	BNS3	1.46" (37mm) height
			BNS4	3.03" (77mm) height
DIN Rail		All series	BNDN1000 (length 39.37" (1m))	<ol style="list-style-type: none"> For calculating the rail lengths required, see the instructions on page P-18. The DIN rail material is aluminum.
Dust Covers		BNDH15W BNH10W BNH15MW BNH15LW BNH30W	BNC230	The overall length is 39.37" (1,000mm). The material is polycarbonate.
		BNH50W	BNC320	
		BN75W	BNC420	
		BN150W	BNC520	
		BN200	BAC820	
		BN400	BNC1000	

P
Terminal Blocks

Accessories con't

Part Numbers: Rods, Nuts, Marking Strips, Dust Covers, and Jumpers

Description	Appearance	Use with	Part No.	Remarks
Marking Strips		All series	BNM7	Material: polyvinyl chloride (PVC) Strip dimensions are 0.37"x39" (9.5 x 1,000mm).
			BNM9	Material: fiberglass Strip dimensions are 0.37"x39" (9.5 x 1,000mm).
Marking Strip Fastener		All series	BNM3	Used to prevent marking strips from sliding out.
Ring Terminal Jumpers		BNH10W	BNJ16	Jumpers come standard with 6 points. Note: insulated jumpers available - add "B" to end of part number. For example, BNJ26WB.
		BNH15MW	BNJ26W	
		BNH15LW	BNJ46	
		BNH30W	BNJ56	
		BNDH15W	BNJ26W	
Fork Terminal Jumpers		BNH10W	BNJ16F	Jumpers come standard with 6 points. Note: insulated jumpers available - add "B" to end of part number. For example, BNJ26WB.
		BNH15MW	BNJ26FW	
		BNH15LW	BNJ46F	
		BNH30W	BNJ56F	
		BNDH15W	BNJ26FW	
Surface Mount Bracket		BNDH15W (dual-deck)	BNDL2	Used to surface mount dual-deck terminal blocks. (BNDL2).
M4 Thread Rod		BNDH15W	BNR1 (265mm)	1. Rod and connecting nuts are used to mount dual-decks collectively. 2. Each connecting nut set includes 1 hex connecting nut and 1 round connecting nut.
			BNR2 (500mm)	
Connecting Nuts		BNR1 BNR2	BNN1	3. The BNR1 rod dimensions are 0.027" x 10.43" (0.7 x 265mm). 4. The BNR2 rod dimensions are 0.027" x 19.69" (0.7 x 500mm).



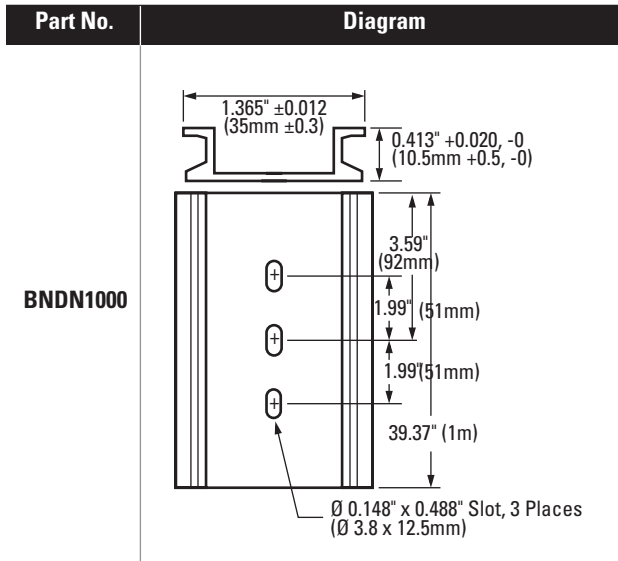
For accessory dimensions, see page P-14.

P

Terminal Blocks

Dimensions

Dimensions: DIN Rail



Dimensions: Jumpers

Part No.	Diagram	Dimensions						
		A	B	C	D	E*	F	G
BNJ16	<p>Part No. with "F" = Fork</p>	0.156" (4mm)	0.433" (11mm)	0.224" (6mm)	0.146" (4mm)	0.276" (7mm)	1.365" (35mm)	—
BNJ16F (fork)		0.433" (11mm)	0.144" (3.7mm)	0.224" (6mm)	0.146" (4mm)	0.276" (7mm)	1.365" (35mm)	0.156" (4mm)
BNJ26W		0.175" (4.5mm)	0.429" (11mm)	0.25" (6.4mm)	Ø 0.144" (3.7mm)	0.312" (8mm)	1.56" (40mm)	—
BNJ26FW (fork)		0.429" (11mm)	0.175" (4.5mm)	0.25" (6.4mm)	Ø 0.144" (3.7mm)	0.312" (8mm)	1.56" (40mm)	0.175" (4.5mm)
BNJ46		0.215" (5.5mm)	0.429" (11mm)	0.32" (8.2mm)	Ø 0.165" (4.2mm)	0.41" (10.5mm)	2.048" (52.5mm)	—
BNJ46F (fork)		0.429" (11mm)	0.175" (4.5mm)	0.32" (8.2mm)	Ø 0.165" (4.2mm)	0.41" (10.5mm)	2.048" (52.5mm)	0.215" (5.5mm)
BNJ56		0.234" (6mm)	0.371" (9.5mm)	0.363" (9.3mm)	Ø 0.164" (4.2mm)	0.468" (12mm)	2.34" (60mm)	—
BNJ56F (fork)		0.371" (9.5mm)	0.228" (5.8mm)	0.363" (9.3mm)	Ø 0.164" (4.2mm)	0.468" (12mm)	2.34" (60mm)	0.234" (6mm)



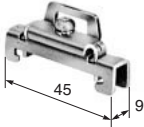
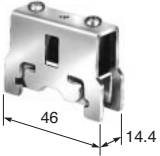
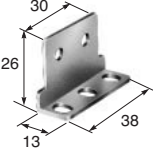
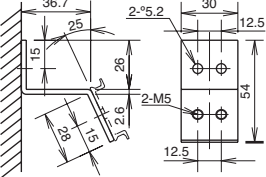
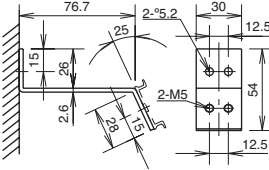
- 1.* Dimension E on center.
- 2.Thickness + 0.8mm (0.0315").

P

Terminal Blocks





Dimensions (con't)



Dimensions: DIN Rail Stops and Stand-Offs

Part No.	Dimensions
BNL-5	
BNL-6	<p>BNL-6 shown, BNL-5 same except without back crossbar</p>
BNL-8	
BNDL2	
BNS3	
BNS4	

Dimensions (con't)

Dimensions: End Plates

Part No.	Dimensions
BNE15W	
BNE20	
BNE30W	
BNE50W	

Part No.	Dimensions
BNE75W	
BNE150W	
BNDE15W	