

- Convenient patented built-in wire stripper speeds installation
- Steel mounting strap is zinc plated for added corrosion resistance
- USB Receptacles allow for quick and convenient charging of most electronic accessories
- Nightlight models feature dimmable LED lamps



Specific combination device solutions for today's needs



USB charging devices

Perfect for quickly and easily charging most electronic components without powered computers or bulky adapters.

See page B-14

Shown:
TR7740




Light & motor control

Combination switches are horsepower rated to carry motor loads such as bathroom fans and garbage disposals on the same or separate circuits.

See page B-15

Shown:
7728



LED nightlight combinations

Ideal for bathrooms, hallways, stairs and landings, flush-mount LED nightlight combination devices provide added safety and comfort along with switch or receptacle functionality.

See page B-18

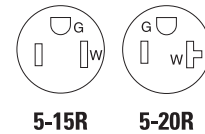
Shown:
TR7735



Dimmable LED nightlight heavy duty grade combination devices

Product description

Single-pole 15A, 120V/AC
 15A, 120V/AC switches
 15A, 125V/AC; 20A, 125V/AC receptacles
 120V nightlight



7738



TR7735



7737



TRSGFNL15

Design features

- Light sensor turns the nightlight ON when ambient light is low, and OFF when ambient light is high; can also be set to manual ON/OFF (automatic only for GFCI)
- Nightlights are dimmable to desired light level (excluding GFCI)
- Long-lasting energy efficient LED bulbs are rated for 50,000 hours lamp life
- Nightlight features full dimming as well as 3 preset levels to easily match light levels on devices mounted in series
- Nightlights use 3 LED lamps that consume a maximum of 1 watt of energy
- Combination nightlight/receptacle (TR7735 & TR7736) features UL Listed tamper resistant shutters that prevent the insertion of foreign objects
- Automatic grounding system eliminates the need for bonding jumper in grounded metal enclosure and provides redundant measure of ground continuity where a jumper is used
- Terminal screws are backed out and ready for wiring to enhance ease of installation
- Devices mounted in series can be controlled by an external switch in guide light mode



LED nightlight combination with switch



A	Rating V/AC	W	Description	Color suffix	Catalog no.
15	120	1	One single-pole switch with nightlight, back & side wire	A, BK, LA, V, W	□ 7738__

cULus Listed to UL20, file no. E18704; NOM certified

LED nightlight combination with receptacle



A	Rating V/AC	W	Description	Color suffix	Catalog no.
15	120	1	Nightlight with one tamper resistant receptacle	A, BK, LA, V, W	□ TR7735__
15	125		NEMA 5-15R, 2-pole, 3-wire, back & side wire		
20	120	1	Nightlight with one tamper resistant receptacle	A, BK, LA, V, W	□ TR7736__
20	125		NEMA 5-20R, 2-pole, 3-wire, back & side wire		

cULus Listed to UL498, file no. E15058; NOM certified

Full LED nightlight



A	Rating V/AC	W	Description	Color suffix	Catalog no.
120	1		Full hallway nightlight, back & side wire	A, BK, LA, V, W	□ 7737__

cULus Listed to UL1598, file no. E334295; NOM certified

LED nightlight combination with duplex self-test GFCI



A	Rating V/AC	Description	Color suffix	Catalog no.
15	125	Tamper resistant duplex GFCI with nightlight, back & side wire	A, BK, LA, V, W	□ TRSGFNL15__
20	125	Tamper resistant duplex GFCI with nightlight, back & side wire	A, BK, LA, V, W	□ TRSGFNL20__

Color ordering information:

For ordering devices, include Catalog no. followed by the Color suffix: A (Almond), BK (Black), LA (Light Almond), V (Ivory), W (White)

A	BK	LA	V	W
(Almond)	(Black)	(Lt. Almond)	(Ivory)	(White)

Dimensional information: B-68 **Specification information:** Please visit www.eaton.com/wiringdevices

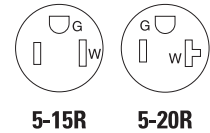
Compliances, specifications and availability are subject to change without notice.

Tamper resistant

Heavy duty grade GFCIs

Product description

2-pole, 3-wire grounding
15A, 125V/AC
20A, 125V/AC





TRSGF15



TRSGF20

Design features

- Tamper resistant receptacles provide compliance with 2014 NEC® Article 406.12 which states that all 15A and 20A, 125V/AC receptacles installed in dwelling units must be tamper resistant 
- Weather resistant receptacles comply with 2014 NEC® Article 406.9 that states that all receptacles installed in wet or damp locations must be weather resistant 
- UL Listed, fully compliant with all latest UL943 (4th edition) Class A GFCI requirements
- Nightlight is controlled by a light sensor that turns the light on in the dark and off in the light (TRSGFNL15 and TRSGFNL20 only)
- 20A feed-through rating
- Nightlight LEDs produce color temperature of 3000-3500k for a warm “incandescent-like” glow (TRSGFNL15 and TRSGFNL20 only)
- 10 kA short circuit current rating per Supplement SA of UL943
- Lock-out function protects from miswired line-load connections and GFCI circuitry damage
- Visual indicator light provides quick visual reference of a tripped or “end-of-life” condition
- Matching standard size thermoplastic wallplate included unless mid-size noted
- Performs periodic self tests to ensure integrity of GFCI protection
- Automatic grounding system included as standard

Tamper resistant ground fault circuit interrupters



Rating		Description	Color suffix	Catalog no.
A	V/AC			
15	125	Tamper resistant duplex GFCI with nightlight, back & side wire	A, BK, LA, V, W	<input type="checkbox"/> TRSGFNL15__
20	125	Tamper resistant duplex GFCI with nightlight, back & side wire	A, BK, LA, V, W	<input type="checkbox"/> TRSGFNL20__
15	125	Tamper resistant NEMA 5-15R duplex GFCI, back & side wire	A, B, BK, GY, LA, V, W	<input type="checkbox"/> TRSGF15__
15	125	Tamper resistant NEMA 5-15R duplex GFCI, with mid-size wallplate, back & side wire	A, LA, V, W	<input type="checkbox"/> TRSGF15__-M
20	125	Tamper resistant NEMA 5-20R duplex GFCI, back & side wire	A, B, BK, GY, LA, RD, V, W	<input type="checkbox"/> TRSGF20__

cULus Listed to UL498 & UL943, file no. E60120; NOM certified

Tamper & weather resistant ground fault circuit interrupters



Rating		Description	Color suffix	Catalog no.
A	V/AC			
15	125	Tamper & weather resistant NEMA 5-15R duplex GFCI, back & side wire	B, GY, LA, V, W	<input type="checkbox"/> TWRSGF15__
20	125	Tamper & weather resistant NEMA 5-20R duplex GFCI, back & side wire	A, B, GY, LA, V, W	<input type="checkbox"/> TWRSGF20__

cULus Listed to UL498 & UL943, file no. E60120; NOM certified

Weather resistant ground fault circuit interrupters



Rating		Description	Color suffix	Catalog no.
A	V/AC			
15	125	Weather resistant NEMA 5-15R duplex GFCI, back & side wire	B, GY, V, W	<input type="checkbox"/> WRSGF15__
20	125	Weather resistant NEMA 5-20R duplex GFCI, back & side wire	B, BK, GY, V, W	<input type="checkbox"/> WRSGF20__

cULus Listed to UL498 & UL943, file no. E60120; NOM certified

Color ordering information:

For ordering devices, include Catalog no. followed by the Color suffix: A (Almond), B (Brown), BK (Black), GY (Gray), LA (Light Almond), R (Red), V (Ivory), W (White)




Dimensional information: B-69 **Specification information:** Please visit www.eaton.com/wiringdevices
Compliances, specifications and availability are subject to change without notice.



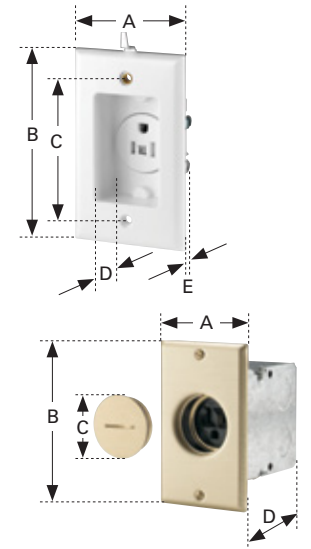
Single receptacles

Family	A	B	C	D	E
Heavy duty grade decorator	1.32" (33.5mm)	3.81" (96.8mm)	3.28" (83.3mm)	1.98" (50w.3mm)	0.82" (20.8mm)
Heavy duty grade traditional	1.31" (33.3mm)	3.28" (83.3mm)	2.38" (60.3mm)	2.07" (52.6mm)	0.83" (12.1mm)




Recessed & floor box receptacles

Family	A	B	C	D	E
Single receptacle	2.75" (69.9mm)	4.50" (114.3mm)	3.28" (83.3mm)	0.85" (21.6mm)	1.77" (45.0mm)
Duplex receptacle	2.72" (69.1mm)	4.48" (113.8mm)	3.28" (83.3mm)	0.93" (23.6mm)	2.00" (50.8mm)
Floor box receptacle	2.75" (69.9mm)	4.50" (114.3mm)	1.75" (44.5mm)	3.50" (88.9mm)	—




Surface receptacles

Catalog Nos.	A	B	C
74 & 78	1.90" (48.3mm)	3.60" (91.4mm)	1.12" (28.4mm)



Academy series outlets

Catalog no.	A	B	C
2602	0.81" (20.6mm)	2.02" (51.3mm)	0.81" (20.6mm)
2603	1.15" (29.2mm)	2.58" (65.5mm)	0.84" (21.3mm)
2606	1.08" (27.4mm)	1.25" (31.8mm)	0.88" (22.4mm)
2607	1.25" (31.8mm)	1.08" (27.4mm)	0.88" (22.4mm)
2609	1.09" (27.7mm)	0.44" (11.2mm)	0.78" (19.8mm)



GFCIs & AFCIs

Family	A	B	C	D	E
GFCIs/AFCIs	1.30" (33.0mm)	3.81" (96.8mm)	3.28" (83.3mm)	2.67" (67.8mm)	1.20" (30.5mm)

