

LEDVANCE Luminaires

DUAL SELECTABLE CANOPY

PERFORMANCE CLASS

Application

The Canopy luminaires are environmentally preferable LED alternatives to traditional HID luminaires, offering up to 79% in energy savings. Ideal in place of traditional luminaires, or as new installations, the Canopy series is offered in four wattages/lumen packages for illuminating parking garages, covered exterior corridors or walkways and stairwells.

Benefits and Features

- Slim, lightweight design
- High efficacy meets DLC requirements and increases rebate opportunities
- CCT and lumen selectability increases luminaire versatility
 - 3000K, 4000K or 5000K CCT Selectable (factory setting: 4000K)
- Up to 125 LPW
- CRI >80
- Offered in 4 wattage selectable models with maximum wattages of 20, 40, 60, and 75 watts
- Two color options: bronze or white
- Garage and Canopy optics
- Energy savings Up to 79%

Electrical

- 120-277VAC or 120-347VAC (see Ordering Information for further details)
- Power factor >80%
- THD <20%
- 0-10V dimmable (dimming is down to 10% on max power level and 25% at other power levels)

Rated Life

- 100,000 hours (L₇₀)

Warranty

- 5-year
- NLB Trusted Warranty Program

Ambient Operating Range

- -22°F to +113°F (-30°C to +45°C) for 75W models
- -22°F to +122°F (-30°C to +50°C) for 20, 40, 60W models



Wattage Comparison

Traditional Source	Traditional System Wattage	LED System Wattage	Energy Savings
35W HPS	42	20	52%
50W HPS	62	20	68%
70W HPS	91	20	78%
70W HPS	91	40	56%
100W HPS	120	40	67%
100W MH	130	40	69%
150W HPS	170	40	76%
150W MH	188	40	79%
150W HPS	170	60	65%
150W MH	188	60	68%
175W MH	210	60	71%
250W MH	290	60	79%
150W HPS	170	75	56%
150W MH	188	75	60%
175W MH	210	75	64%
250W MH	290	75	74%

Certifications and Listings

- cULus rated for wet locations
- RoHS
- IP65
- FCC
- DLC 5.1 Premium
- TAA Compliant
- ICES for Canada

Installation

- Luminaire mounts to recessed outlet box (3" or 4") or can be pendant mounted (accessories not included).
- For the motion/daylight sensor versions, it is not possible to use the photocell function only.



Catalog #	Type
Project	
Comments	
Prepared by	

Ordering Guide

CANOPYS	4X	/ SOXX	UNX	D	8	SC2	/ X5	/ XX	/ X
Product Name	Generation	Selectable Wattage	Voltage	Dimming	CRI	Color Temp	Distribution	Color/Finish	Options
CANOPYS= CANOPY	4A = Generation 4A	S020 = 10/15/20W	UNV =	D = 0-10V	8 = >80	SC2 = selectable	C5 = Canopy	BZ = Bronze	Blank = no option
LUMINAIRE SQUARE	4B = Generation 4B	S040 = 20/30/40W ¹	120-277V			3000, 4000 or	Optics	WH = White	D = Motion/Daylight Sensor
		S060 = 40/50/60W	UNH =			5000K CCT	G5 = Garage		TAA = TAA Compliant
		S075 = 40/60/75W	120-347V ²				Optics		

- 1. UNH only
- 2. S040 and S075 only

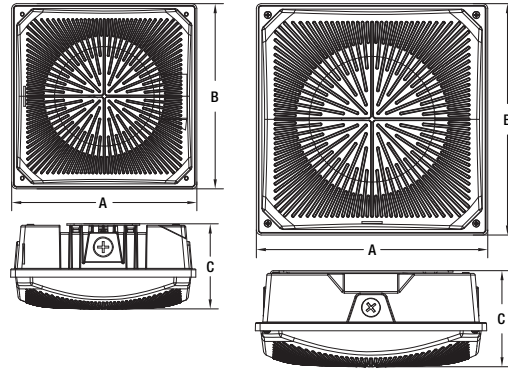
Ordering Information

Item Number	Ordering Abbreviation	Power (W)	Input Voltage (V)	Dimming	CRI	Color Temp	Distribution	Total Fixture Lumens	DLC	LPW	Options	MTO*
62536	CANOPYS4AS020UNVD8SC2C5BZTAA	10/15/20W	120-277V	0-10V	>80	3000/4000/5000K	Canopy	1250/1875/2500	Prem	Up to 125	–	–
62537	CANOPYS4AS020UNVD8SC2G5BZTAA	10/15/20W	120-277V	0-10V	>80	3000/4000/5000K	Garage	1250/1875/2500	Prem	Up to 125	–	MTO
62538	CANOPYS4AS020UNVD8SC2G5BZDTAA	10/15/20W	120-277V	0-10V	>80	3000/4000/5000K	Garage	1250/1875/2500	Prem	Up to 125	Motion/Daylight Sensor	MTO
62539	CANOPYS4AS020UNVD8SC2C5WHTAA	10/15/20W	120-277V	0-10V	>80	3000/4000/5000K	Canopy	1250/1875/2500	Prem	Up to 125	–	–
62541	CANOPYS4AS020UNVD8SC2G5WHTAA	10/15/20W	120-277V	0-10V	>80	3000/4000/5000K	Garage	1250/1875/2500	Prem	Up to 125	Motion/Daylight Sensor	MTO
62540	CANOPYS4AS020UNVD8SC2G5WHTAA	10/15/20W	120-277V	0-10V	>80	3000/4000/5000K	Garage	1250/1875/2500	Prem	Up to 125	–	MTO
62556	CANOPYS4BS060UNVD8SC2C5BZTAA	40/50/60W	120-277V	0-10V	>80	3000/4000/5000K	Canopy	5000/6250/7500	Prem	Up to 125	–	–
62549	CANOPYS4BS060UNVD8SC2G5BZTAA	40/50/60W	120-277V	0-10V	>80	3000/4000/5000K	Garage	5000/6250/7500	Prem	Up to 125	–	MTO
62548	CANOPYS4BS060UNVD8SC2C5BZDTAA	40/50/60W	120-277V	0-10V	>80	3000/4000/5000K	Canopy	5000/6250/7500	Prem	Up to 125	Motion/Daylight Sensor	MTO
62550	CANOPYS4BS060UNVD8SC2G5BZDTAA	40/50/60W	120-277V	0-10V	>80	3000/4000/5000K	Garage	5000/6250/7500	Prem	Up to 125	Motion/Daylight Sensor	–
62557	CANOPYS4BS060UNVD8SC2C5WHTAA	40/50/60W	120-277V	0-10V	>80	3000/4000/5000K	Canopy	5000/6250/7500	Prem	Up to 125	–	–
62552	CANOPYS4BS060UNVD8SC2G5WHTAA	40/50/60W	120-277V	0-10V	>80	3000/4000/5000K	Garage	5000/6250/7500	Prem	Up to 125	–	MTO
62551	CANOPYS4BS060UNVD8SC2C5WHTAA	40/50/60W	120-277V	0-10V	>80	3000/4000/5000K	Canopy	5000/6250/7500	Prem	Up to 125	Motion/Daylight Sensor	MTO
62553	CANOPYS4BS060UNVD8SC2G5WHTAA	40/50/60W	120-277V	0-10V	>80	3000/4000/5000K	Garage	5000/6250/7500	Prem	Up to 125	Motion/Daylight Sensor	–
62542	CANOPYS4BS075UNVD8SC2C5BZTAA	40/60/75W	120-277V	0-10V	>80	3000/4000/5000K	Canopy	5000/7500/9375	Prem	Up to 125	–	–
62543	CANOPYS4BS075UNVD8SC2G5BZTAA	40/60/75W	120-277V	0-10V	>80	3000/4000/5000K	Garage	5000/7500/9375	Prem	Up to 125	–	MTO
62544	CANOPYS4BS075UNVD8SC2G5BZDTAA	40/60/75W	120-277V	0-10V	>80	3000/4000/5000K	Garage	5000/7500/9375	Prem	Up to 125	Motion/Daylight Sensor	–
62545	CANOPYS4BS075UNVD8SC2C5WHTAA	40/60/75W	120-277V	0-10V	>80	3000/4000/5000K	Canopy	5000/7500/9375	Prem	Up to 125	–	–
62546	CANOPYS4BS075UNVD8SC2G5WHTAA	40/60/75W	120-277V	0-10V	>80	3000/4000/5000K	Garage	5000/7500/9375	Prem	Up to 125	–	MTO
62547	CANOPYS4BS075UNVD8SC2G5WHTAA	40/60/75W	120-277V	0-10V	>80	3000/4000/5000K	Garage	5000/7500/9375	Prem	Up to 125	Motion/Daylight Sensor	–
62554	CANOPYS4AS040UNHD8SC2C5BZ	20/30/40W	120-347V	0-10V	>80	3000/4000/5000K	Canopy	2500/3750/5000	Prem	Up to 125	–	–
62555	CANOPYS4BS075UNHD8SC2C5BZ	40/60/75W	120-347V	0-10V	>80	3000/4000/5000K	Canopy	5000/7500/9375	Prem	Up to 125	–	–
63220	CANOPYS4AS040UNHD8SC2G5BZ	20/30/40W	120-347V	0-10V	>80	3000/4000/5000K	Garage	2500/3750/5000	Prem	Up to 125	–	–
63221	CANOPYS4BS075UNHD8SC2G5BZ	40/60/75W	120-347V	0-10V	>80	3000/4000/5000K	Garage	5000/7500/9375	Prem	Up to 125	–	–

*Made To Order

Physical Information

Lamp Description	(A) Length in	(B) Width in	(C) Height in
PERFORMANCE CLASS Canopy 20 and 40W versions	8	8	3.7
PERFORMANCE CLASS Canopy 60 and 75W versions	10	10	4.2



Sensor Information*

Motion	100% Lumen output
≥5 min no motion	30% Lumen output
≥60 min no motion	Off Lumen output

*For products with Daylight/Motion Sensor only

Stand-by power: <1W

Detection area options: 25%/50%/75%/100%*

Hold time options: 5s/30s/1min/3min/5min/10min/20min/30min

Daylight threshold options: 2Lux/10Lux/30Lux/50Lux
80Lux/120Lux/Disable

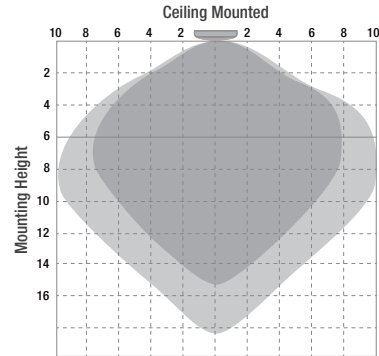
Stand-by period options: 0s/10s/30s/1min/5min/10min/30min/+∞

Mounting height: Max – 49ft (15m)

Dimming Level: 10%, 20%, 30%, 50%

*25% and 50% can only be accessed via the remote (NAED 60105).

Detection Range*



*Dark grey denotes maximum sensitivity
Light grey denotes decreased sensitivity
Graph is shown at 100% detection range;
units are shown in meters.

Accessories

Item Number	Ordering Abbreviation	Description
60683	CANOPY3A/MTGPLATE/12/BZ	12.5" Mounting Plate, Bronze
60684	CANOPY3A/MTGPLATE/16/BZ	16" Mounting Plate, Bronze
60685	CANOPY3A/MTGPLATE/12/WH	12.5" Mounting Plate, White
60686	CANOPY3A/MTGPLATE/16/WH	16" Mounting Plate, White
60105	HIBAY2A/REMOTE	Sensor Remote

Mounting Plate



Sensor

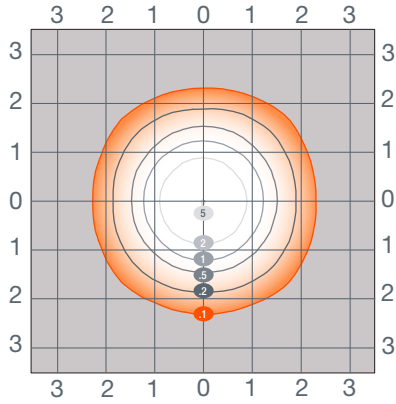


Remote

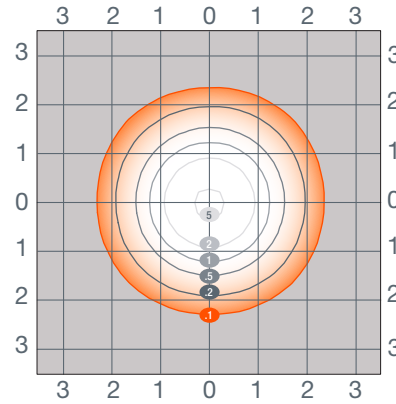


Photometric Information

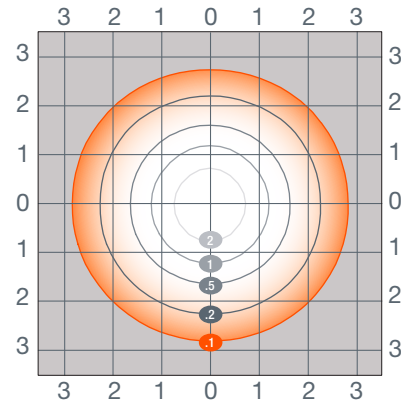
Canopy 10/15/20W UNV – 2ft



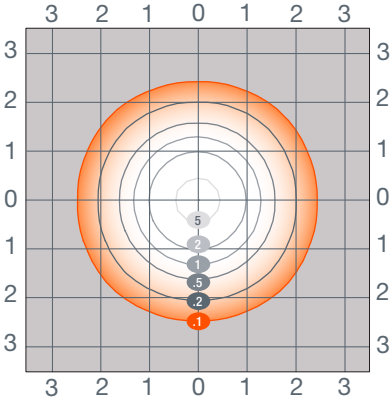
Canopy 40/50/60W UNV – 20ft



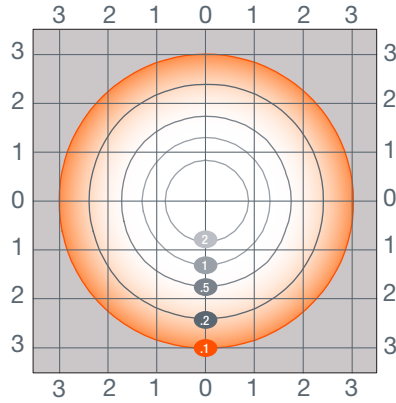
Garage 40/50/60W UNV – 20ft



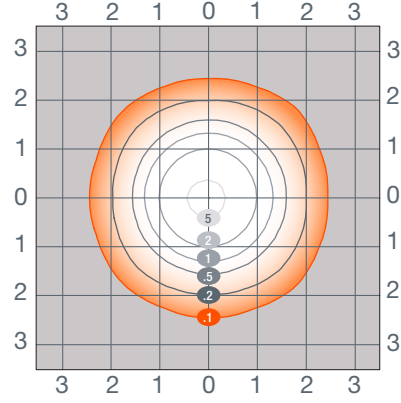
Canopy 40/60/75W UNV – 20ft



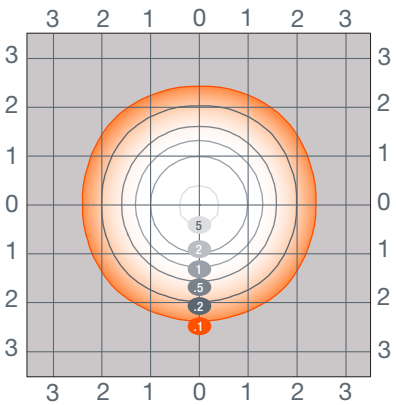
Garage 40/60/75W UNV – 20ft



Canopy 20/30/40W UNH – 15ft



Canopy 40/60/75W UNH – 20ft



LEDVANCE LLC
 181 Ballardvale Street, Suite 203
 Wilmington, MA 01887 USA
 Phone 1-800-LIGHTBULB (1-800-544-4828)
www.ledvanceUS.com

SYLVANIA and LEDVANCE are registered trademarks.
 All other trademarks are those of their respective owners.
 Licensee of product trademark SYLVANIA in general lighting.
 Specifications subject to change without notice.

[/sylvania](https://twitter.com/sylvania) [/sylvania](https://facebook.com/sylvania)

