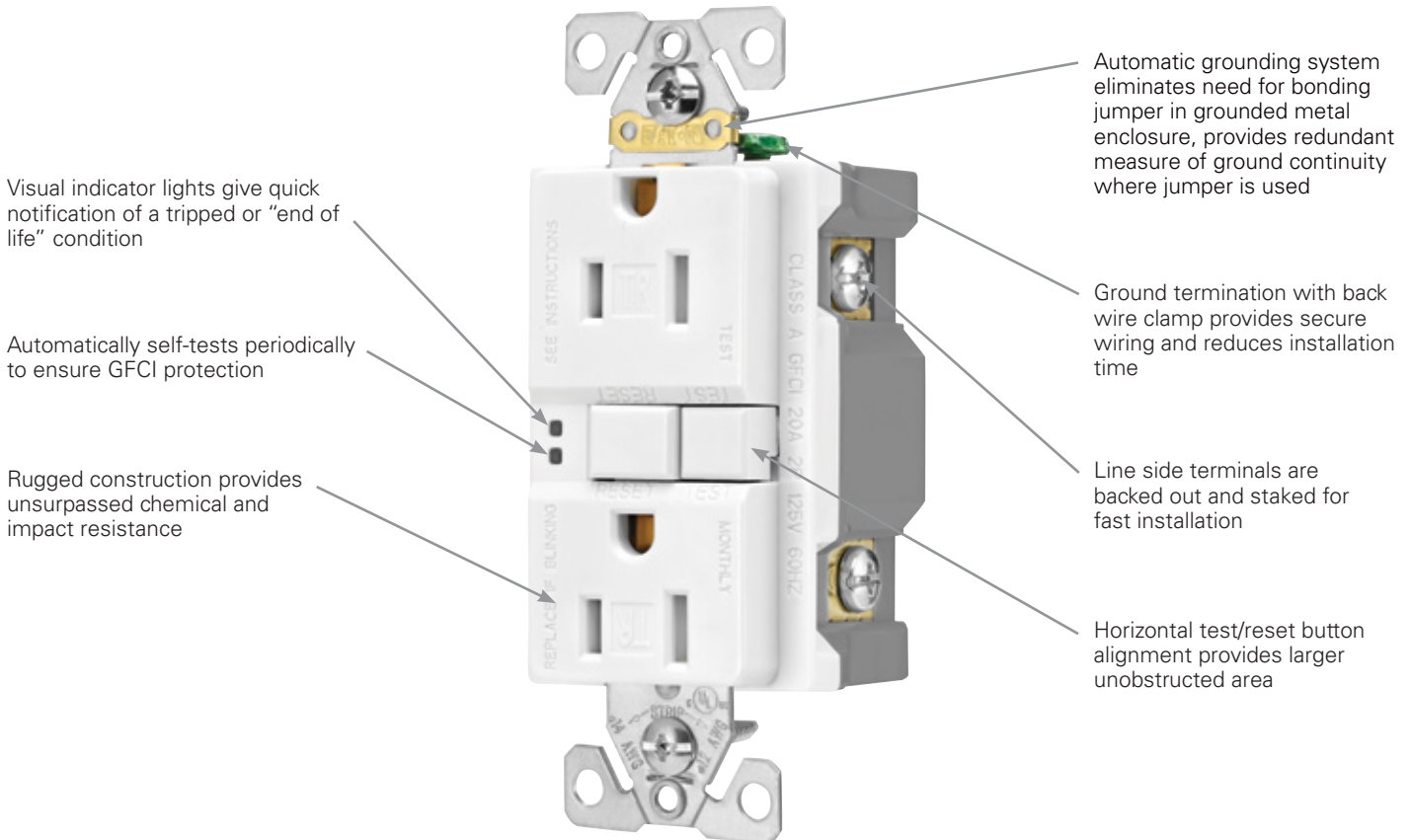


Specification grade GFCIs

GFCIs provide state-of-the-art, dependable electrical shock protection

In addition to being tested to the highest standards to help ensure safety, Arrow Hart GFCIs will deny power and prevent re-setting if the device is no longer able to provide safe, protected power

Ground fault circuit interrupter features & benefits



Additional features & benefits

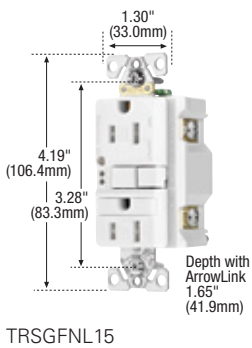

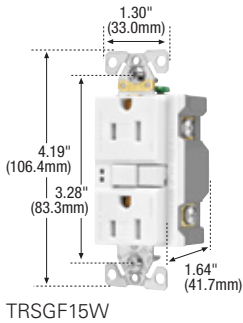
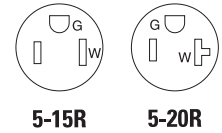
- Meets and exceeds 10 kA short circuit testing and underwriters laboratories (UL) 2006 UL943 safety standards
- Performs periodic self tests to ensure integrity of GFCI protection if no ground-fault protection is detected, the device will trip, will not reset and the status indicator light will glow amber
- Tapered back wire openings handle multiple wire sizes and types for applications up to #10 AWG solid or stranded wire
- When downstream receptacles are wired from load side, a 20 amp feed-through rating offers full protection
- Test and reset buttons are color matched to provide superior aesthetics
- Longer, wider "bridge" strap provides 40% more contact area with wallboard, virtually eliminating floating installations
- Exclusive built-in wire stripper provides fast stripping of wire without tools
- Line-load miswiring protection: GFCIs will not provide power downstream when wired incorrectly
- Tri-combo head terminal and mounting screws

Specification grade GFCIs

Specification grade tamper resistant ground fault circuit interrupter receptacles

Product description

2-pole, 3-wire grounding
15A, 125V/AC; 20A, 125V/AC,
NEMA 5-15, 5-20



Tamper resistant specification grade GFCIs



Rating	A	V/AC	NEMA	Description	Color suffix	Catalog no.	▶	USA	RoHS
15	125	5-15R	Duplex GFCI, back & side wire	A, B, BK, GY, LA, V, W	□ TRSGF15__	•			
			Duplex GFCI, mid-size wallplate, back & side wire	A, LA, V, W	□ TRSGF15__-M				
			Duplex GFCI, back & side wire	B, BK, GY, LA, RD, V, W	□ TRSGF15F__	•	•	•	
			Duplex GFCI with nightlight, back & side wire	A, BK, LA, V, W	□ TRSGFNL15__	•			
20	125	5-20R	Duplex GFCI, back & side wire	A, B, BK, GY, LA, RD, V, W	□ TRSGF20__	•			
			Duplex GFCI, back & side wire	B, BK, GY, LA, RD, V, W	□ TRSGF20F__	•	•	•	
			Duplex GFCI with nightlight, back & side wire	A, BK, LA, V, W	□ TRSGFNL20__	•			

Weather resistant specification grade GFCIs



Rating	A	V/AC	NEMA	Description	Color suffix	Catalog no.	▶	USA	RoHS
15	125	5-15R	Duplex GFCI, back & side wire	B, GY, V, W	□ WRSGF15__	•			
			Duplex GFCI, back & side wire	B, GY, V, W	□ WRSGF15F__	•	•	•	
20	125	5-20R	Duplex GFCI, back & side wire	B, BK, GY, V, W	□ WRSGF20__	•			
			Duplex GFCI, back & side wire	B, GY, V, W	□ WRSGF20F__	•	•	•	

Tamper & weather resistant specification grade GFCIs



Rating	A	V/AC	NEMA	Description	Color suffix	Catalog no.	▶	USA	RoHS
15	125	5-15R	Duplex GFCI, back & side wire	B, GY, LA, V, W	□ TWRSGF15__	•			
			Duplex GFCI, back & side wire	B, GY, LA, V, W	□ TWRSGF15F__	•	•	•	
20	125	5-20R	Duplex GFCI, back & side wire	B, GY, LA, V, W	□ TWRSGF20__	•			
			Duplex GFCI, back & side wire	B, GY, LA, V, W	□ TWRSGF20F__	•	•	•	

Includes standard size unbreakable wallplate unless otherwise noted
Consult factory customer service representative for additional packaging options

Color ordering information:

For ordering devices, include Catalog no. followed by the Color suffix: A (Almond), B (Brown), BK (Black), GY (Gray), LA (Light Almond), RD (Red), V (Ivory), W (White)

A	B	BK	GY	LA	RD	V	W
(Almond)	(Brown)	(Black)	(Gray)	(Lt. Almond)	(Red)	(Ivory)	(White)

Specification information: Specification grade GFCI: H-16, H17

Compliances, specifications and availability are subject to change without notice.

▶ ArrowLink option available. Add "MOD" suffix to standard catalog number (example SGF15W, SGF15WMOD). For ordering information on ArrowLink & ArrowLink SPD connectors

USA Indicates NAFTA compliant - Page Q-32

RoHS compliant - Page Q-32

TR Tamper resistant

WR Weather resistant

TWR Tamper & weather resistant

Specification grade GFCl specification & performance data

Specification grade ground fault circuit interrupter receptacles

Product description

2-pole, 3-wire grounding
15A, 125V/AC; 20A, 125V/AC
NEMA 5-15, 5-20

Device type	Specification grade tamper resistant & weather resistant duplex GFCI 15A & 20A: TRSGF, TRSGF__F, WRSGF, TWRSGF series	TR TAMPER RESISTANT	WR WEATHER RESISTANT	TWR TAMPER RESISTANT WEATHER RESISTANT
Wiring type	Back & side wire			
Testing & code compliance	<ul style="list-style-type: none"> cULus Listed to UL498 and UL943, file no. E60120 Meets all UL943 (GFCI), UL498 (receptacles) and applicable CSA requirements NOM certified 			
Environmental specifications	Flammability: Meets UL94 requirements; V2 rated Temperature rating: -35°C to 66°C (-31°F to 150.8°F)			
Electrical specifications	Dielectric voltage: Withstands 2000V per UL498 Current interrupting: Yes, at full-rated current Temperature rise: max. 30°C (86°F) after 100 cycles of overload @ 150% of rated current (DC) Trip time: 0.025 seconds (Class A) Frequency: 60 Hz; Voltage: 125V; Amperage: 15A/20A 20A feed through Short circuit testing: Meets and exceeds 10 kA Maximum interrupting capacity: 20 Amps			
Mechanical specifications	Terminal accommodation: #14 - #10 AWG Voltage ratings: Permanently marked on device			
Materials	Top housing: Polypropylene (Spec grade tamper resistant); Nylon (Dead front, hospital grade, weather resistant, tamper & weather resistant) Bottom housing: PVC Strap: 0.040" thick steel, zinc plated; WR & TWR: nickel plated Line contacts: 0.030" thick brass Terminal & ground screws: Terminal: brass/nickel plated steel; WR & TWR brass/nickel plated stainless steel; Ground: ground screw green on all models, WR and TWR stainless steel Terminal clamps: Brass-plated steel; WR & TWR nickel plated steel			

Device type	Specification grade GFCI 15A & 20A: SGF and SGF__F series
Wiring type	Back & side wire
Testing & code compliance	<ul style="list-style-type: none"> cULus Listed to UL498 and UL943, file no. E60120 Meets all UL943 (GFCI), UL498 (receptacles) and applicable CSA requirements NOM certified
Environmental specifications	Flammability: Meets UL94 requirements; V2 rated Temperature rating: -35°C to 66°C (-31°F to 150.8°F)
Electrical specifications	Dielectric voltage: Voltage: withstands 2000V per UL498 Current interrupting: Yes, at full-rated current Temperature rise: Max. 30°C (86°F) after 100 cycles of overload @ 150% of rated current (DC) Trip time: 0.025 seconds (Class A) Frequency: 60 Hz; Voltage: 125V; Amperage: 15A/20A 20A feed through Short circuit testing: Meets and exceeds 10 kA Maximum interrupting capacity: 20 Amps
Mechanical specifications	Terminal accommodation: #14 - #10 AWG Voltage ratings: Permanently marked on device
Materials	Top housing: Polypropylene (Spec grade tamper resistant); Nylon (Dead front, hospital grade, weather resistant, tamper & weather resistant) Bottom housing: PVC Strap: 0.040" thick steel, zinc plated Line contacts: 0.030" thick brass Terminal & ground screws: #8-32 steel, brass plated; neutral screw nickel plated, ground screw green Terminal clamps: 0.070" thick steel

Compliances, specifications and availability are subject to change without notice.