

- Large visual indicator light gives quick notification of a tripped or “end-of-life” condition
- Unbreakable nylon construction provides unsurpassed chemical and impact resistance
- Ground termination with backwire clamp provides secure wiring and reduces installation time
- Horizontal Test/Reset button alignment provides larger unobstructed area; buttons color matched for superior aesthetics
- Line-load mis-wiring protection, will not provide power downstream when wired incorrectly
- Tamper Resistant versions provide compliance with 2014 NEC® section 406.12 and provide significantly improved protection over traditional receptacles with removable plastic safety caps



TR
TAMPER
RESISTANT

Specific GFCI solutions for today's needs




Tamper resistance

Tamper resistant GFCIs provide shock protection, code compliance, and also deliver automatic, continual protection from electrical injury as a result of inserting foreign objects.

See page B-32

Shown:
TRSGF15




Weather resistance

Weather resistant GFCIs are constructed with enhanced nylon and corrosion resistant metal components for use in outdoor applications with appropriate weatherproof enclosures.

See page B-32

Shown:
WRSGF15



Motor load GFCIs

Our line includes specialty GFCIs for specific needs, like hot tubs requiring installed dead-front GFCI protection, or tight bathroom spaces that need a combination switch and GFCI.

See page B-35

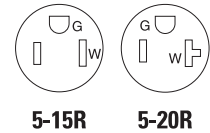
Shown:
SGFD20



Heavy duty grade GFCIs

Product description

2-pole, 3-wire grounding
15A, 125V/AC
20A, 125V/AC





TRSGF15



TRSGF20

Design features

- Tamper resistant receptacles provide compliance with 2014 NEC® Article 406.12 which states that all 15A and 20A, 125V/AC receptacles installed in dwelling units must be tamper resistant 
- Weather resistant receptacles comply with 2014 NEC® Article 406.9 that states that all receptacles installed in wet or damp locations must be weather resistant 
- UL Listed, fully compliant with all latest UL943 (4th edition) Class A GFCI requirements
- Nightlight is controlled by a light sensor that turns the light on in the dark and off in the light (TRSGFNL15 and TRSGFNL20 only)
- 20A feed-through rating
- Nightlight LEDs produce color temperature of 3000-3500k for a warm “incandescent-like” glow (TRSGFNL15 and TRSGFNL20 only)
- 10 kA short circuit current rating per Supplement SA of UL943
- Lock-out function protects from miswired line-load connections and GFCI circuitry damage
- Visual indicator light provides quick visual reference of a tripped or “end-of-life” condition
- Matching standard size thermoplastic wallplate included unless mid-size noted
- Performs periodic self tests to ensure integrity of GFCI protection
- Automatic grounding system included as standard

Tamper resistant ground fault circuit interrupters



Rating		Description	Color suffix	Catalog no.
A	V/AC			
15	125	Tamper resistant duplex GFCI with nightlight, back & side wire	A, BK, LA, V, W	<input type="checkbox"/> TRSGFNL15__
20	125	Tamper resistant duplex GFCI with nightlight, back & side wire	A, BK, LA, V, W	<input type="checkbox"/> TRSGFNL20__
15	125	Tamper resistant NEMA 5-15R duplex GFCI, back & side wire	A, B, BK, GY, LA, V, W	<input type="checkbox"/> TRSGF15__
15	125	Tamper resistant NEMA 5-15R duplex GFCI, with mid-size wallplate, back & side wire	A, LA, V, W	<input type="checkbox"/> TRSGF15__-M
20	125	Tamper resistant NEMA 5-20R duplex GFCI, back & side wire	A, B, BK, GY, LA, RD, V, W	<input type="checkbox"/> TRSGF20__

cULus Listed to UL498 & UL943, file no. E60120; NOM certified

Tamper & weather resistant ground fault circuit interrupters



Rating		Description	Color suffix	Catalog no.
A	V/AC			
15	125	Tamper & weather resistant NEMA 5-15R duplex GFCI, back & side wire	B, GY, LA, V, W	<input type="checkbox"/> TWRSGF15__
20	125	Tamper & weather resistant NEMA 5-20R duplex GFCI, back & side wire	A, B, GY, LA, V, W	<input type="checkbox"/> TWRSGF20__

cULus Listed to UL498 & UL943, file no. E60120; NOM certified

Weather resistant ground fault circuit interrupters



Rating		Description	Color suffix	Catalog no.
A	V/AC			
15	125	Weather resistant NEMA 5-15R duplex GFCI, back & side wire	B, GY, V, W	<input type="checkbox"/> WRSGF15__
20	125	Weather resistant NEMA 5-20R duplex GFCI, back & side wire	B, BK, GY, V, W	<input type="checkbox"/> WRSGF20__


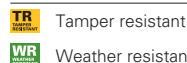
cULus Listed to UL498 & UL943, file no. E60120; NOM certified

Color ordering information:

For ordering devices, include Catalog no. followed by the Color suffix: A (Almond), B (Brown), BK (Black), GY (Gray), LA (Light Almond), R (Red), V (Ivory), W (White)




Dimensional information: B-69 **Specification information:** Please visit www.eaton.com/wiringdevices
Compliances, specifications and availability are subject to change without notice.



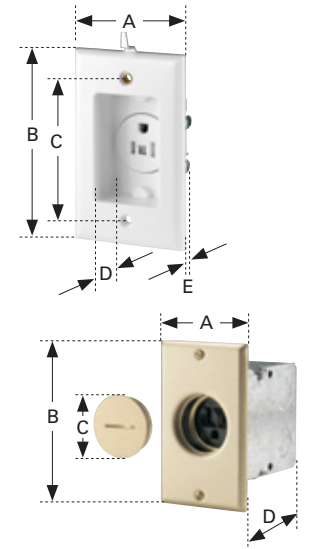
Single receptacles

Family	A	B	C	D	E
Heavy duty grade decorator	1.32" (33.5mm)	3.81" (96.8mm)	3.28" (83.3mm)	1.98" (50w.3mm)	0.82" (20.8mm)
Heavy duty grade traditional	1.31" (33.3mm)	3.28" (83.3mm)	2.38" (60.3mm)	2.07" (52.6mm)	0.83" (12.1mm)




Recessed & floor box receptacles

Family	A	B	C	D	E
Single receptacle	2.75" (69.9mm)	4.50" (114.3mm)	3.28" (83.3mm)	0.85" (21.6mm)	1.77" (45.0mm)
Duplex receptacle	2.72" (69.1mm)	4.48" (113.8mm)	3.28" (83.3mm)	0.93" (23.6mm)	2.00" (50.8mm)
Floor box receptacle	2.75" (69.9mm)	4.50" (114.3mm)	1.75" (44.5mm)	3.50" (88.9mm)	—




Surface receptacles

Catalog Nos.	A	B	C
74 & 78	1.90" (48.3mm)	3.60" (91.4mm)	1.12" (28.4mm)



Academy series outlets

Catalog no.	A	B	C
2602	0.81" (20.6mm)	2.02" (51.3mm)	0.81" (20.6mm)
2603	1.15" (29.2mm)	2.58" (65.5mm)	0.84" (21.3mm)
2606	1.08" (27.4mm)	1.25" (31.8mm)	0.88" (22.4mm)
2607	1.25" (31.8mm)	1.08" (27.4mm)	0.88" (22.4mm)
2609	1.09" (27.7mm)	0.44" (11.2mm)	0.78" (19.8mm)



GFCIs & AFCIs

Family	A	B	C	D	E
GFCIs/AFCIs	1.30" (33.0mm)	3.81" (96.8mm)	3.28" (83.3mm)	2.67" (67.8mm)	1.20" (30.5mm)

