



BROAN™ Fresh In Basic

FIN-180B; see table for available part numbers.

30-180 CFM at 0.2 in. w.g.

30-170 CFM at 0.4 in. w.g.

The Broan Fresh In series is a quiet and effective supply air solution for hot and mixed climates, offering renewed fresh air comfort. It offers the greatest reduction of HERS score compared to CIFS solutions. Thanks to their ECM motors, the Basic FIN-180B and FIN-180B-HW models deliver energy-efficient continuous ventilation at a constant airflow in typical installations. Designed to be the most versatile, reliable and energy-efficient supply fan on the market, it can also be installed horizontally, vertically, upside down, or flush to the ceiling. Two models are available: with a power cord or hardwired.

Mechanical components

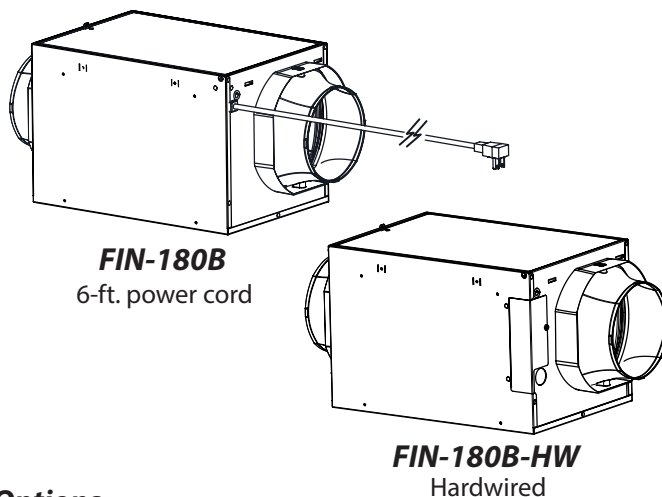
- High efficiency ECM motor
- Constant airflow blower designed to maintain the selected airflow in standard installations
- Silent ventilation with balanced metallic dual inlet blower wheel
- Spring loaded damper
- Blower efficiency as high as 12.4 CFM/W
- Protection grille for blower

Electronic features

- Adjustable speed from 30 to 180 CFM in 10 CFM increments

Installation features

- Five installation possibilities: ceiling hung, flush to ceiling, attic mounted, ceiling mounted and wall mounted
- Paintable door and frame
- Compact and designed to fit between 12-in. cc joists
- 6-in. diameter ports with integrated test ports and bumps to maintain tie-trap in place
- 6-ft. power cord (FIN-180B) or hardwired (FIN-180B-HW)
- Easy maintenance: can be done within 5 minutes through the access door



Options

Description	Part no.
9.25" x 9.25" x 2" MERV 8 filter	FIN- MERV8
9.25" x 9.25" x 2" MERV 13 filter	FIN-MERV13
Paintable decorative finishing trim for discreet installation	FIN-R1015
Installation bracket, including hardware, for installation between joists of 16-in. cc and 24-in. cc	FIN-S1624

Warranty

The BROAN™ Fresh In Basic is protected by a 5-year warranty on parts only.

Requirements and standards

When properly installed and set, this unit will meet requirements of:

- EPA Indoor airPLUS, Version 1
- 2012 & 2015 IECC, Version 2018
- 2012 & 2015 IRC, Version 2018
- ENERGY STAR Certified Homes, Version 3
- ASHRAE 62.2-2010 & 62.2-2016

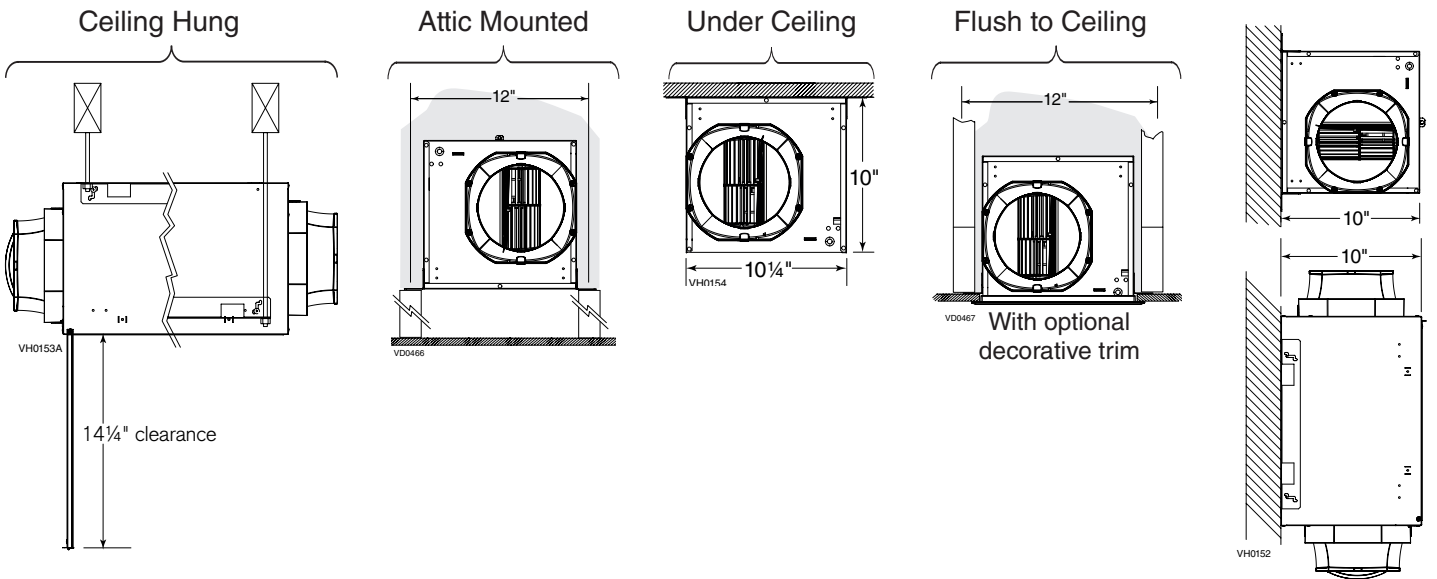
Characteristics

	FIN-180B	FIN-180B-HW
Power	6-ft. power cord	Hardwired
Weight	11 lb.	
Shipping weight	14.5 lb.	
Ports diameter	6 in.	
Width	10 ¼ in.	
Length	14 ¾ in. (without ports)	
Height	10 in.	
Min. operating temperature	14 °F	



Mounting options

Can be installed as a stand alone unit or connected to the return ducting of an AHU.



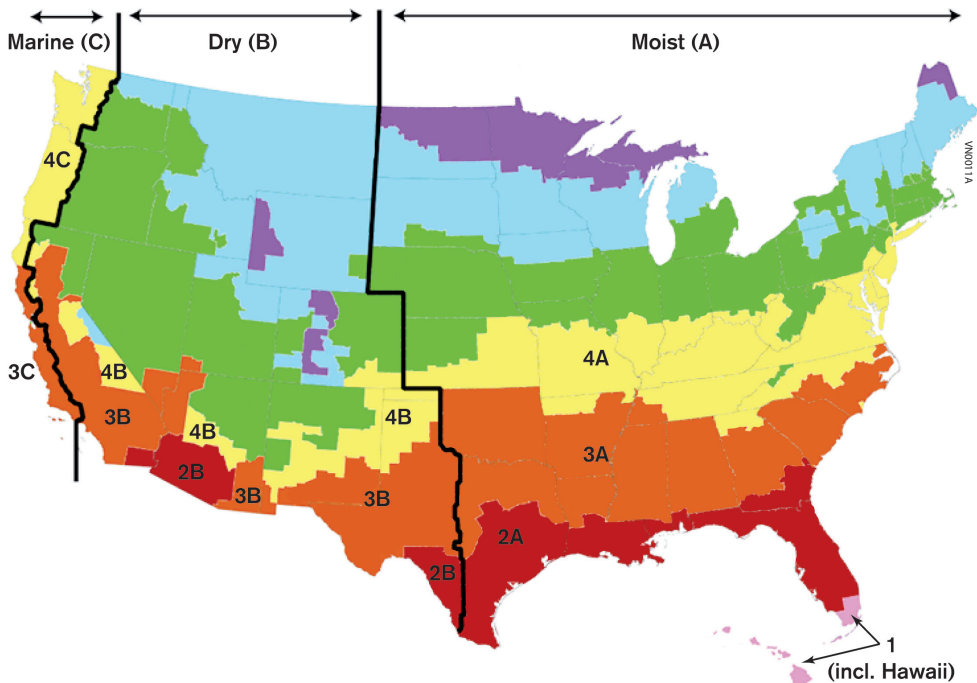
Electricity Consumption

Airflow setting (CFM)		30		60		90			120			180		
Static Pressure (in. w. g.)		0.1	0.2	0.1	0.2	0.1	0.2	0.4	0.1	0.2	0.4	0.1	0.2	0.4
Main Filter	Power (Watts)	4.8	6.8	7.0	8.9	7.8	10.8	19.0	9.7	14.4	22.5	22.0	27.0	37.7
	Efficiency (CFM/Watts)	6.3	4.4	8.6	6.7	11.5	8.3	4.7	12.4	8.3	5.3	8.2	6.7	5.3
MERV 13	Power (Watts)	5.2	7.2	7.4	10.8	11.3	15.2	22.7	17.0	21.2	N/A	32.5	37.0	N/A
	Efficiency (CFM/Watts)	5.8	4.2	8.1	5.6	8.0	5.9	4.0	7.1	5.7	N/A	5.5	4.9	N/A

Factory Setting: 80 CFM

120 VAC, 60 Hz, 0.7 Amp

Installation Zones

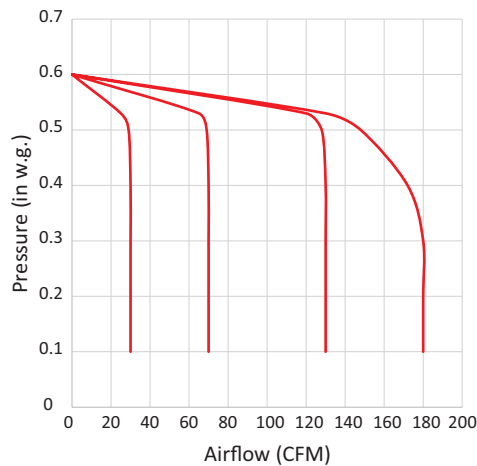


Installation allowed in zones 1-4. Refer to the installation instructions for more details.

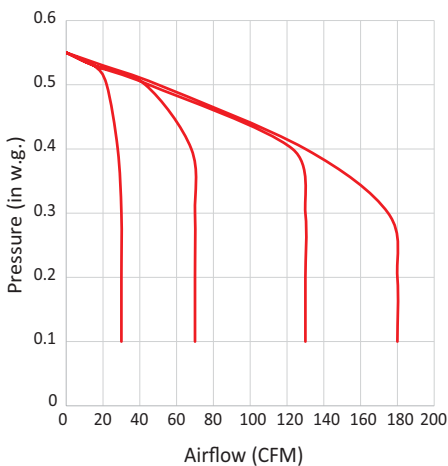
Fan Curve Examples

Airflow adjustable from 30 to 180 CFM in 10 CFM increments.

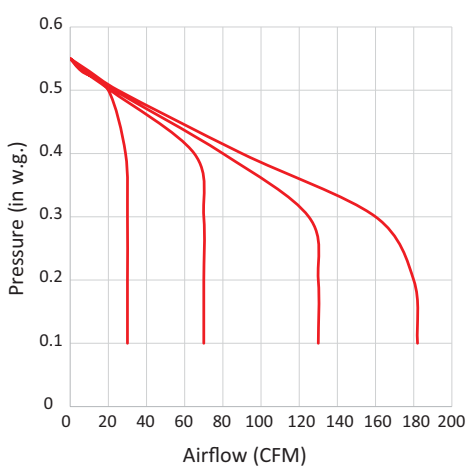
Fan curve examples
with main filter



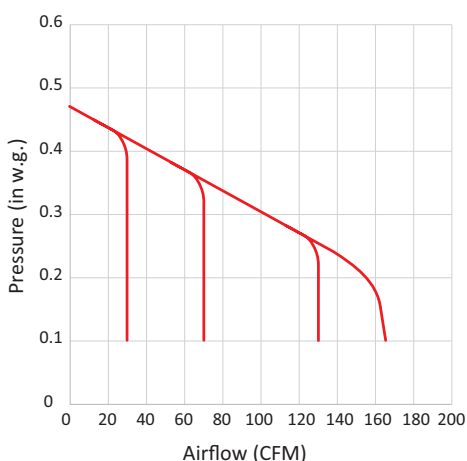
Fan curve examples
with MERV 8 filter



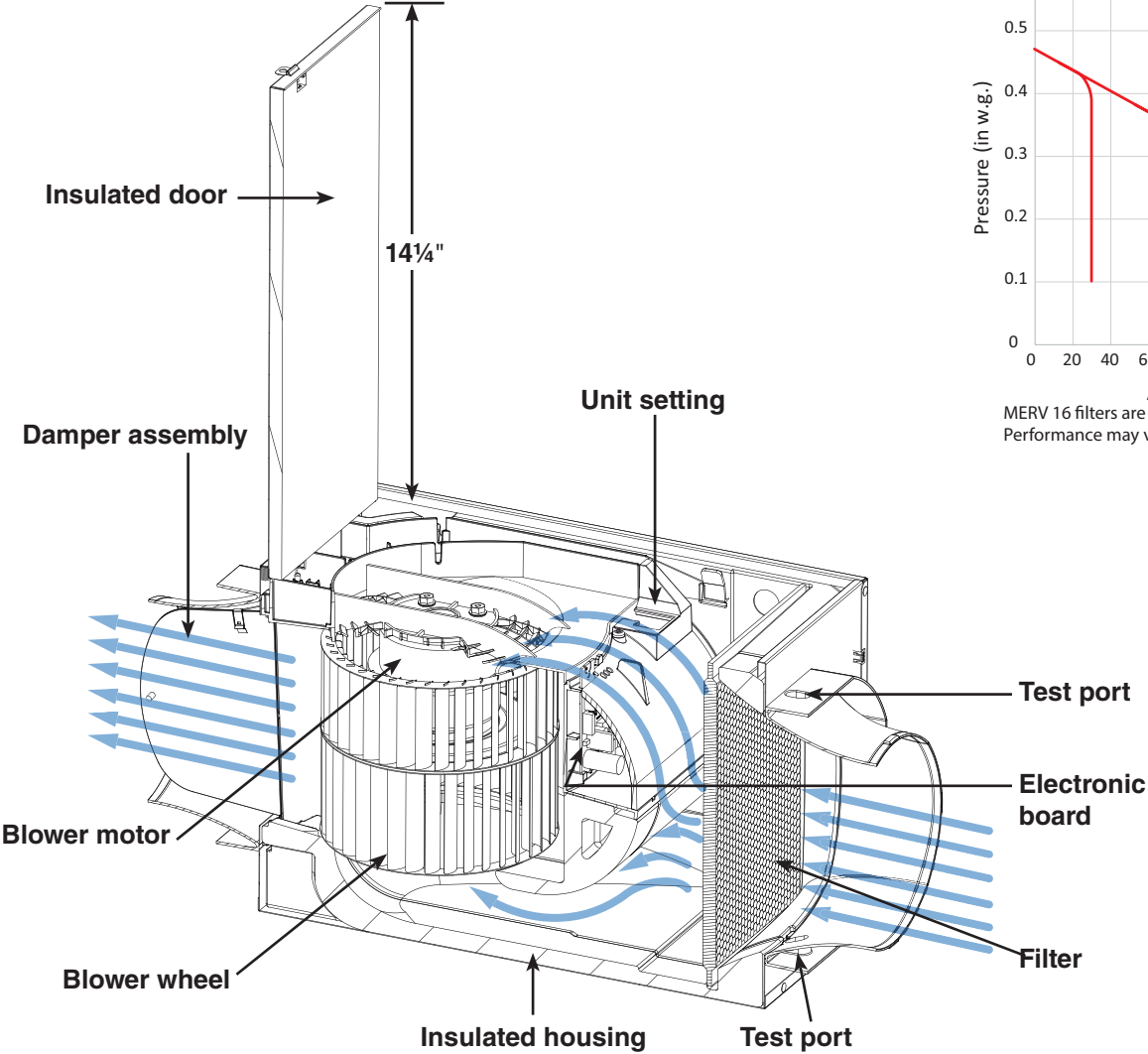
Fan curve examples
with MERV 13 filter



Fan curve examples
with MERV 16 filter



MERV 16 filters are not available through Broan.
Performance may vary according to brand.



A&E Specs

Performance Requirements

- Unit's blower shall be designed to maintain a constant airflow in typical installations
- Unit speed shall be selectable from 30 to 180 CFM in 10 CFM increments.
- Backdraft damper shall have a magnet to prevent flickering and stay closed during door blower test.
- Unit's blower efficiency shall be at least 8.3 CFM/W at 120 CFM, 0.2 in. w.g.
- Unit shall be equipped with test ports to allow airflow measurement.
- Unit shall have an access door that allows quick and easy maintenance of all parts.

Construction Requirements

- Blower wheel shall be metallic.
- Unit shall have an ECM motor.
- Backdraft damper shall be integrated to the unit.
- The unit's blower shall be protected by a grille.
- Filter shall be accessible without a tool.
- Unit's housing and door shall be paintable and made of 24 ga galvanized steel.
- Unit shall include a washable metallic filter.
- Unit shall allow 2-in. thick MERV filters in option.
- Unit's width shall not exceed 10.25".
- Unit's height shall not exceed 10".
- Unit's housing's length shall not exceed 14.75".
- Unit's weight shall not exceed 12 pounds.

Quality Requirements

- All plastic parts in the airflow shall be UL94 HB fire rated.
- Electrical enclosure shall be in plastic to prevent condensation and UL94 5VA fire rated.
- Unit's housing shall be insulated and not show any thermal bridge to the metallic housing.
- Unit's insulation shall be made of expanded polystyrene and UL94 HF-2 fire rated.
- Unit conforms to UL 507 requirements including those for appliances for use in "other spaces used for environmental air" (Sections 212 - 214) in conformity with the National Electric Code Article 300.22 (c)(3). **(applies to FIN-180B-HW model only)**
- Unit shall be protected by a 5-year warranty.
- Unit shall be ENERGY STAR and HVI rated.
- Unit shall be ASHRAE 62.2-2010 and 2016 IRC/IMC compliant.
- Unit shall be certified by an independent laboratory.
- Manufacturer shall be ISO 9001-2015.
- Manufacturing plant shall be located in North America.

Installation requirements

- Unit shall fit between 12-in. cc joists.
- Unit shall be designed to be connected with central ventilation or to be used in a standalone installation.
- Unit shall be suitable for ceiling hung, ceiling mounted, attic mounted, wall mounted and flush-to-ceiling installation.
- Unit shall be designed to be installed in any orientation.
- Unit's ports shall be 6-in. round with bumps to maintain a tie-wrap in place.