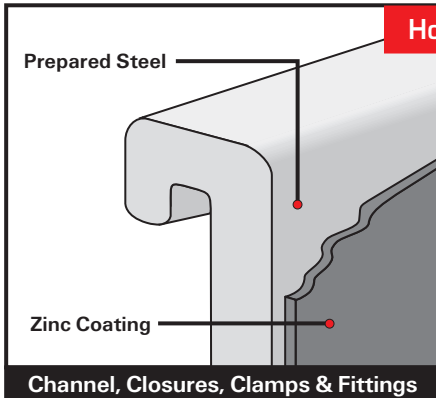


Pregalvanized (PG)

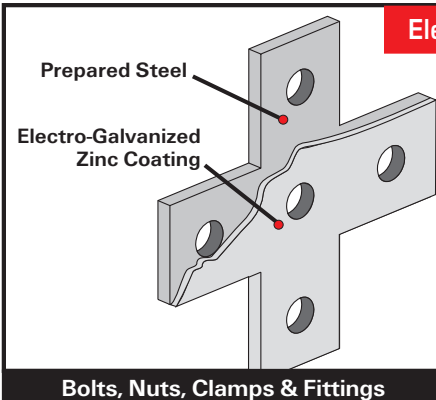
Material (steel strip) is coated with zinc by hot-dip process prior to roll-forming or press operations.

The zinc coating conforms to ASTM A653, Grade 90 General Requirement for Steel Sheet, Zinc-Coated (Galvanized) by Hot Dip Process.



Hot-Dipped Galvanized (HG)

Material is coated with zinc after being roll-formed or after all manufacturing operations are completed, conforming to ASTM specification No. A123 or A153.

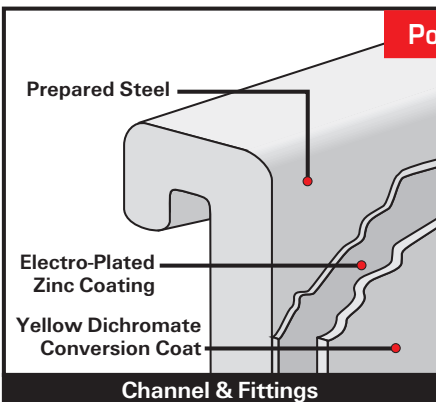


Electro-Galvanized (EG)

Fittings and hardware are electrolytically coated with zinc to commercial standards (ASTM-B633 Type III C1).

SC1 (mild) has a Zinc coating of 0.2 and is recommended for dry indoor use. SC1 is the standard finish thickness.

SC3 (Severe) has a Zinc coating of 0.5 mill and is the standard finish thickness only on UL Listed raceway products.



Power-Gold (ZD)

A Electro-galvanized zinc plate is applied with a cohesive molecular bond to the steel base metal, in compliance with the ASTM B633 standard. Yellow Dichromate is applied over the zinc and results in a gold appearance which acts as a nonporous barrier sealant.

SC1 (mild) has a Zinc coating of 0.2 and is recommended for dry indoor use. SC1 is the standard finish thickness

SC3 (Severe) has a Zinc coating of 0.5 mill and is the standard finish thickness only on UL Listed raceway products.

ZINC COATING

Power-Strut products are available in four types of zinc coatings:

- Electroplated (EG)
- Pregalvanized (PG)
- Hot-Dipped Galvanized (HG)
- Yellow Dichromate (ZD)

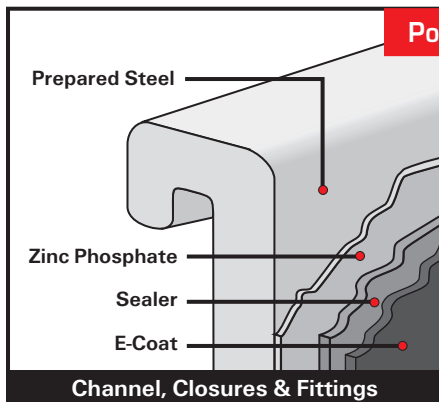
Zinc coatings offer two types of protection:

1. **Barrier:** The zinc coating protects the steel substrate from direct contact with the environment.
2. **Sacrificial:** The zinc coating will protect scratches, cut edges, etc. through an anodic sacrificial process.

The service life of zinc coating is directly related to the zinc coating thickness as shown below.

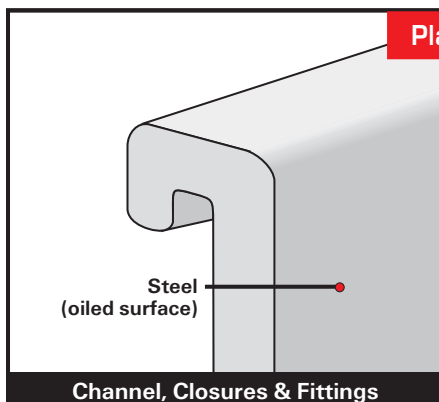
COMPARISON OF ZINC GALVANIZED FINISHES

Finish	Zinc Thickness
Hot-Dipped Galvanized	2.6 MIL
Pregalvanized	0.75 MIL
Electro-Galvanized (SC1)	0.2 MIL
Electro-Galvanized (SC3)	0.5 MIL
Power-Gold (SC1)	0.2 MIL
Power-Gold (SC3)	0.5 MIL



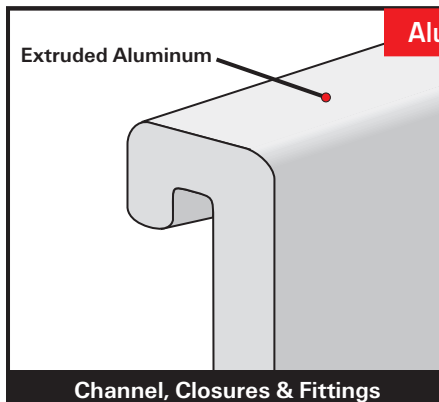
Power-Green® (GR)

Channel and parts are cleaned and phosphated. Immediately afterward, a uniform coat of rust-inhibiting thermoset epoxy paint is applied by cathodic electro-deposition and thoroughly baked.



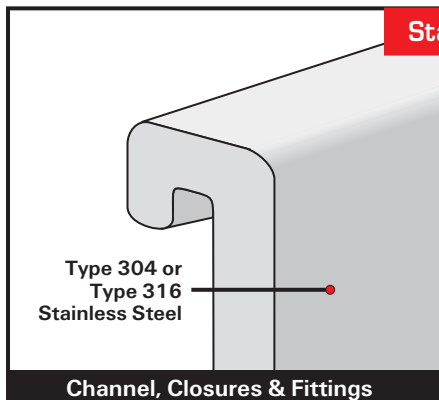
Plain (PL)

Plain finish designation means that the channel retains the oiled surface applied to the raw steel during the rolling process. The fittings have the original oiled surface of the bar-stock material.



Aluminum (AL)

Channel is extruded aluminum in accordance with ASTM B221 Type 6063-T6.



Stainless Steel (SS)

Material in accordance with ASTM A240 (Type 304 or type 316).

POWER-GREEN® TECHNICAL DATA

STEEL SUBSTRATE PREPARATION

Eight stage continuous cleaning, rinse, zinc phosphate conversion coating and sealer.

COATING

Thermoset epoxy

Color: Federal Highway Green
Color Tolerance Chart
PR Color No. 4.

Hardness: 2H+

Coating Process: Cathodic Electrodeposition.

PERFORMANCE

Salt Spray:

Scribed: exceeds 400 hrs per ASTM B117. (1/8 Creep)

Unscribed: exceeds 600 hours per ASTM B117. (6% Red Rust)

ENVIRONMENTAL ISSUES

Formulated as a "heavy metal"- free coating (trace elements only).

Outgassing in service: essentially none at 350°F for 24 hrs.

Finishes (Ordering):

When ordering, add the finish to the part number.

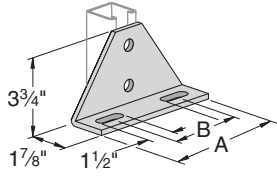
Examples: PS 200-10 PG
PS 200-10 ZD
PS 200-10 GR
PS 200-10 HG

FITTINGS

Finish: Painted Green or Electro-galvanized Order By: No., Size and Finish

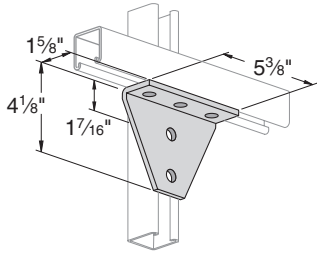


PS 689A, PS 689B – Double-Slotted Corner Connector



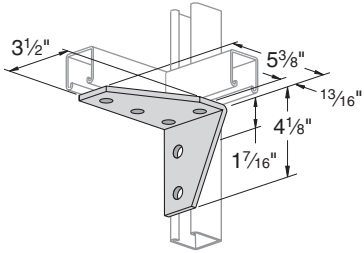
Part No.	A	B	Wt./100 pcs
PS 689 A	6 5/8"	4"	190
PS 689 B	8 5/8"	6"	242

PS 927 – Five-Hole Corner Connector



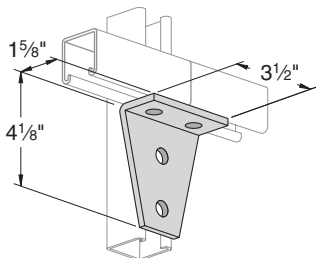
Weight/100 pcs: 154 lbs.

PS 2007 R or L – Six-Hole Corner Connector



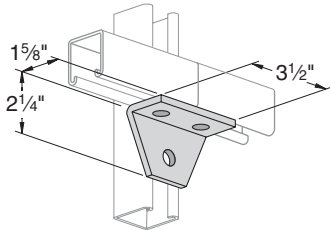
Note:
Specify R (Right) or L (Left) Right Hand Illustrated
Weight/100 pcs: 160 lbs.

PS 748 – Four-Hole Corner Joint Connector



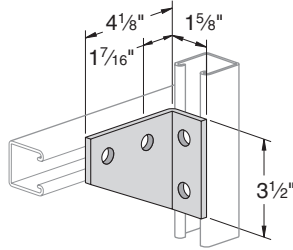
Weight/100 pcs: 105 lbs.

PS 746 – Three-Hole Corner Joint Connector



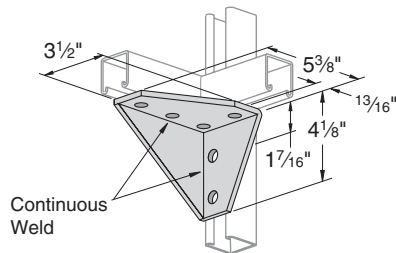
Weight/100 pcs: 70 lbs.

PS 752 R or L – Four-Hole Corner Connector



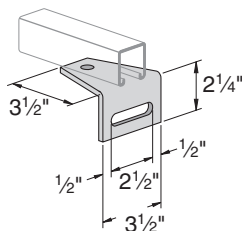
Note:
Specify R (Right) or L (Left) Right Hand Illustrated
Weight/100 pcs: 105 lbs.

PS 3326 R or L – Six-Hole Gussetted Corner Connector



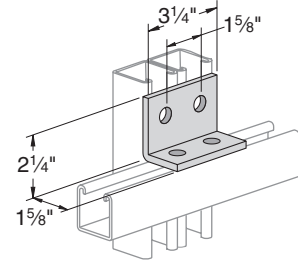
Note:
Specify R (Right) or L (Left) Right Hand Illustrated
Weight/100 pcs: 230 lbs.

PS 2113 – Slotted Corner Connector



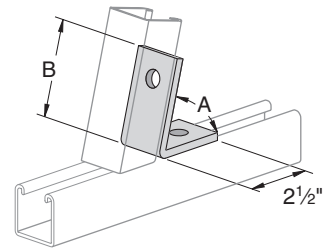
Weight/100 pcs: 97 lbs.

PS 622 – Four-Hole Corner Connector



Weight/100 pcs: 75 lbs.

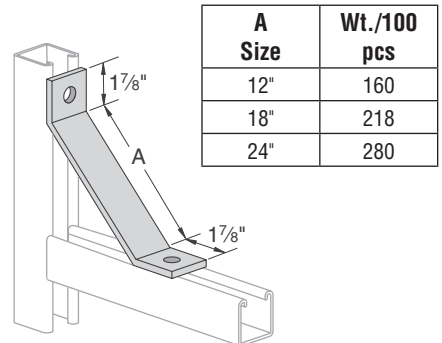
PS 624 – Two-Hole Closed Angle Connector



"B" In.	"A" Angle
3"	37 1/2°
3 1/8"	45°
3 1/4"	52 1/2°
3 1/2"	60°
3 3/4"	67 1/2°
3 7/8"	75°
4"	82 1/2°

Weight/100 pcs: 58 lbs.

PS 926 – Strut Brace



A Size	Wt./100 pcs
12"	160
18"	218
24"	280