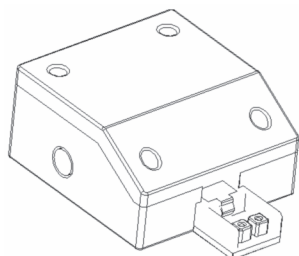
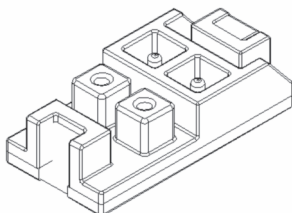


MaxLite® LED Self-Driven LiteBars

Accessories

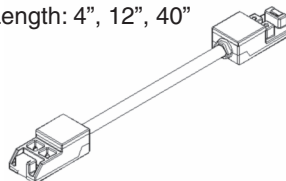


Connector Box

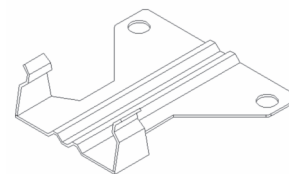


Straight Joiner

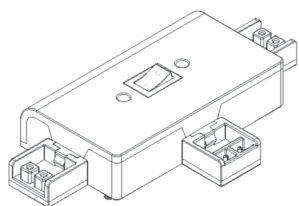
Length: 4", 12", 40"



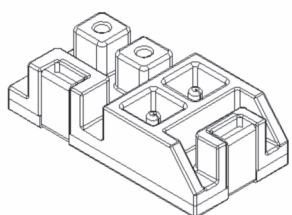
Wire Joiner



Mounting Clip



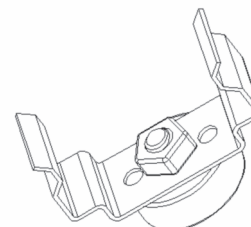
Distribution Box



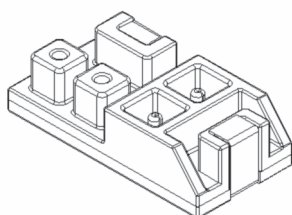
Left Joiner



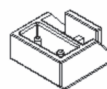
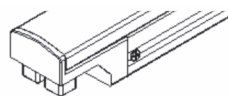
Wire Joiner with Plug
length: 40"



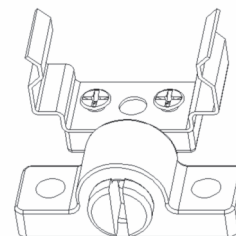
Magnet Bracket



Right Joiner



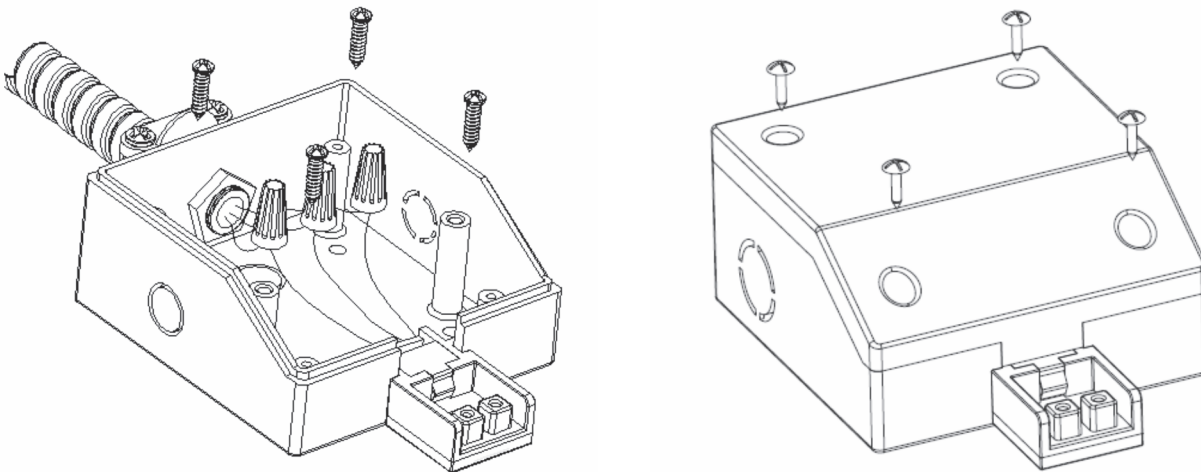
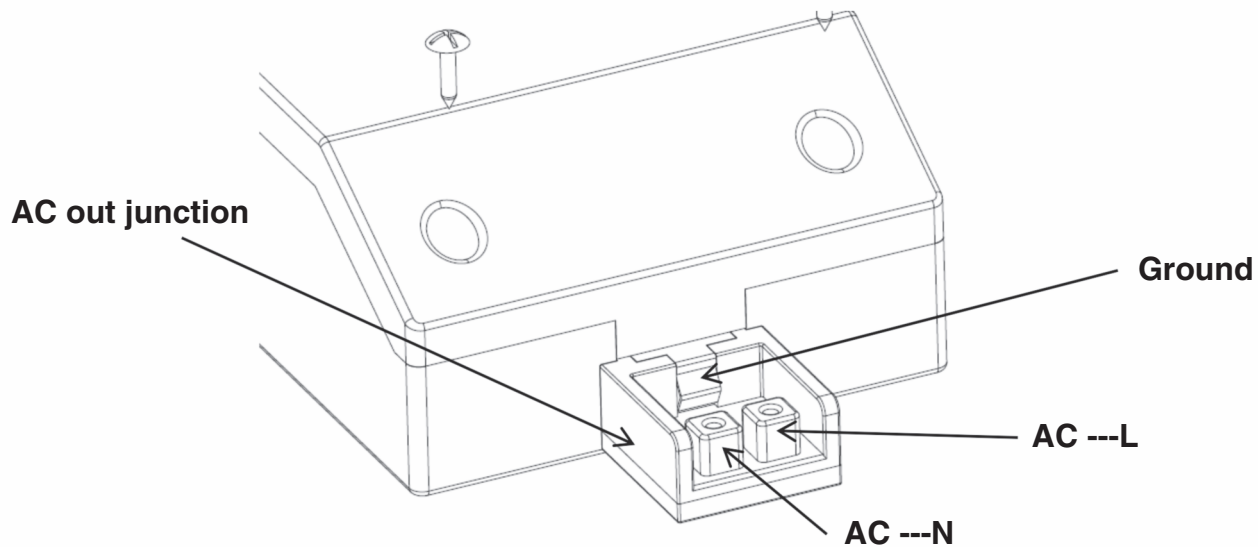
End Cap



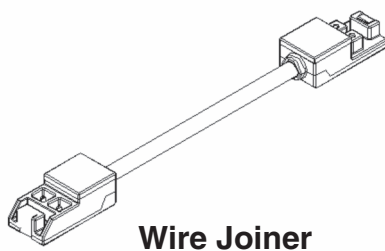
Rotation Bracket

MaxLite® LED Self-Driven LiteBars**Connector Box Assembly Instructions**

- 1.) Fix the metal sheath to the connector box.
- 2.) Fix the connector box to a wall by 4 screws.
- 3.) Connect the AC wires correspondingly with wire caps.
- 4.) Fix the connector box cover to the connector box with 4 screws.

**Function Description**

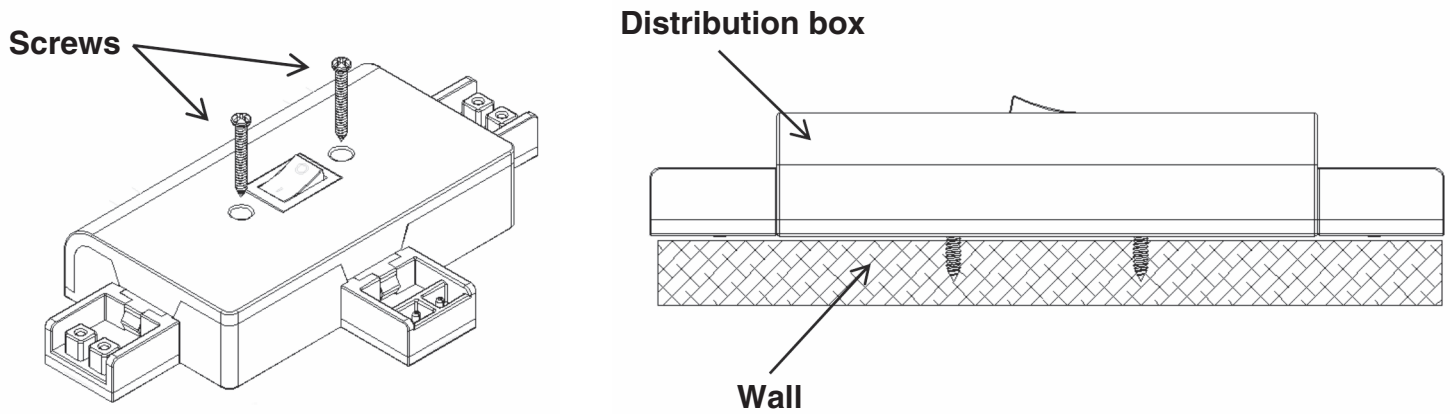
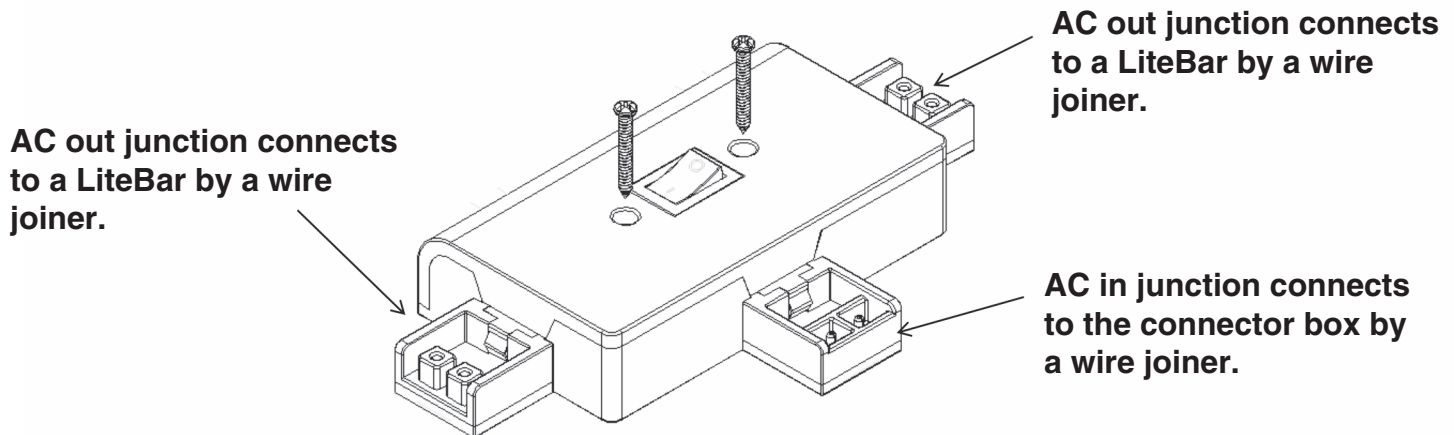
NOTE:
"AC out" junction should be connected to the distribution box by a wire joiner.



Wire Joiner

MaxLite® LED Self-Driven LiteBars**Distribution Box Assembly Instructions**

1.) Fix the distribution box to a wall with 2 screws.

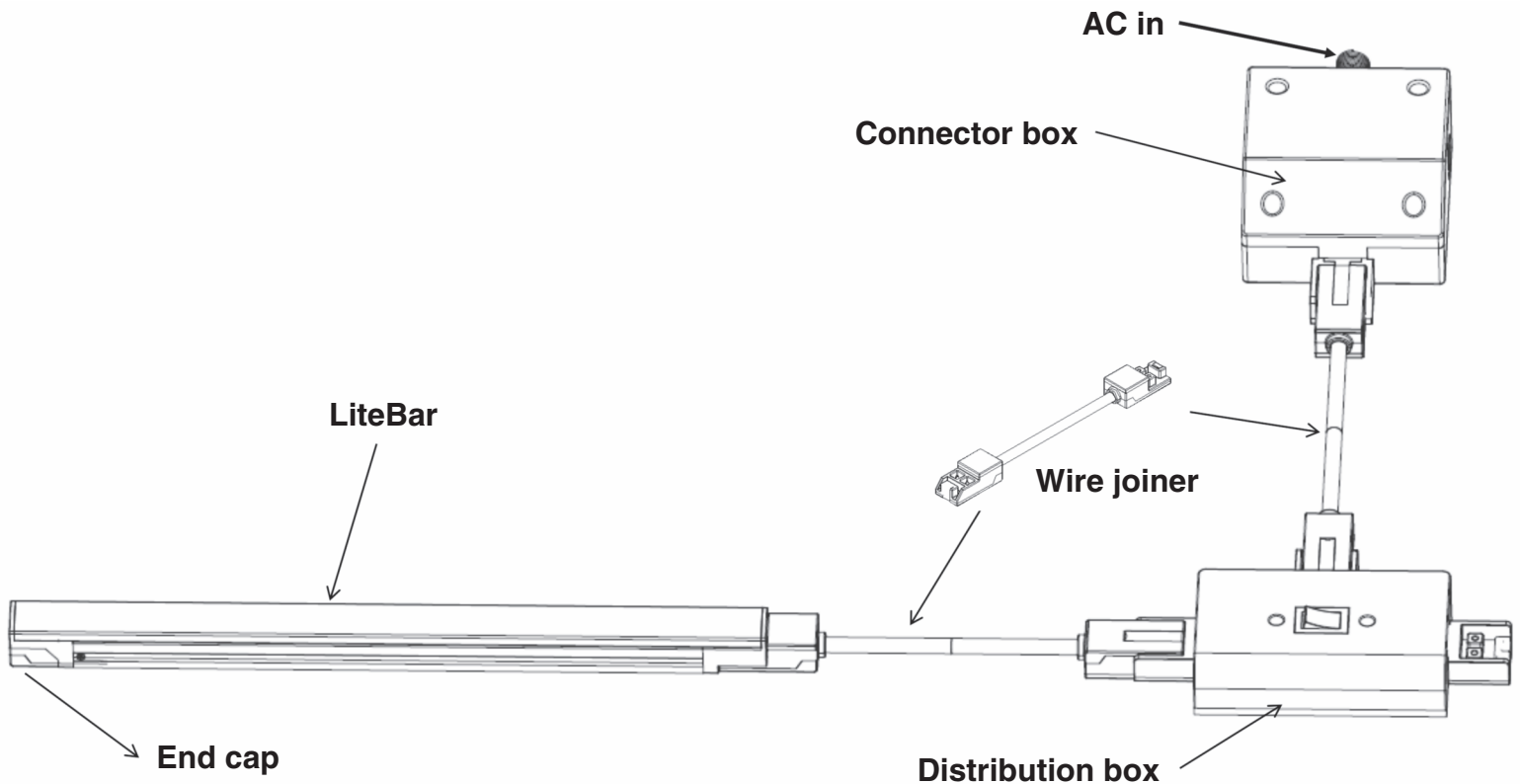
**Function Description**



MaxLite® LED Self-Driven LiteBars

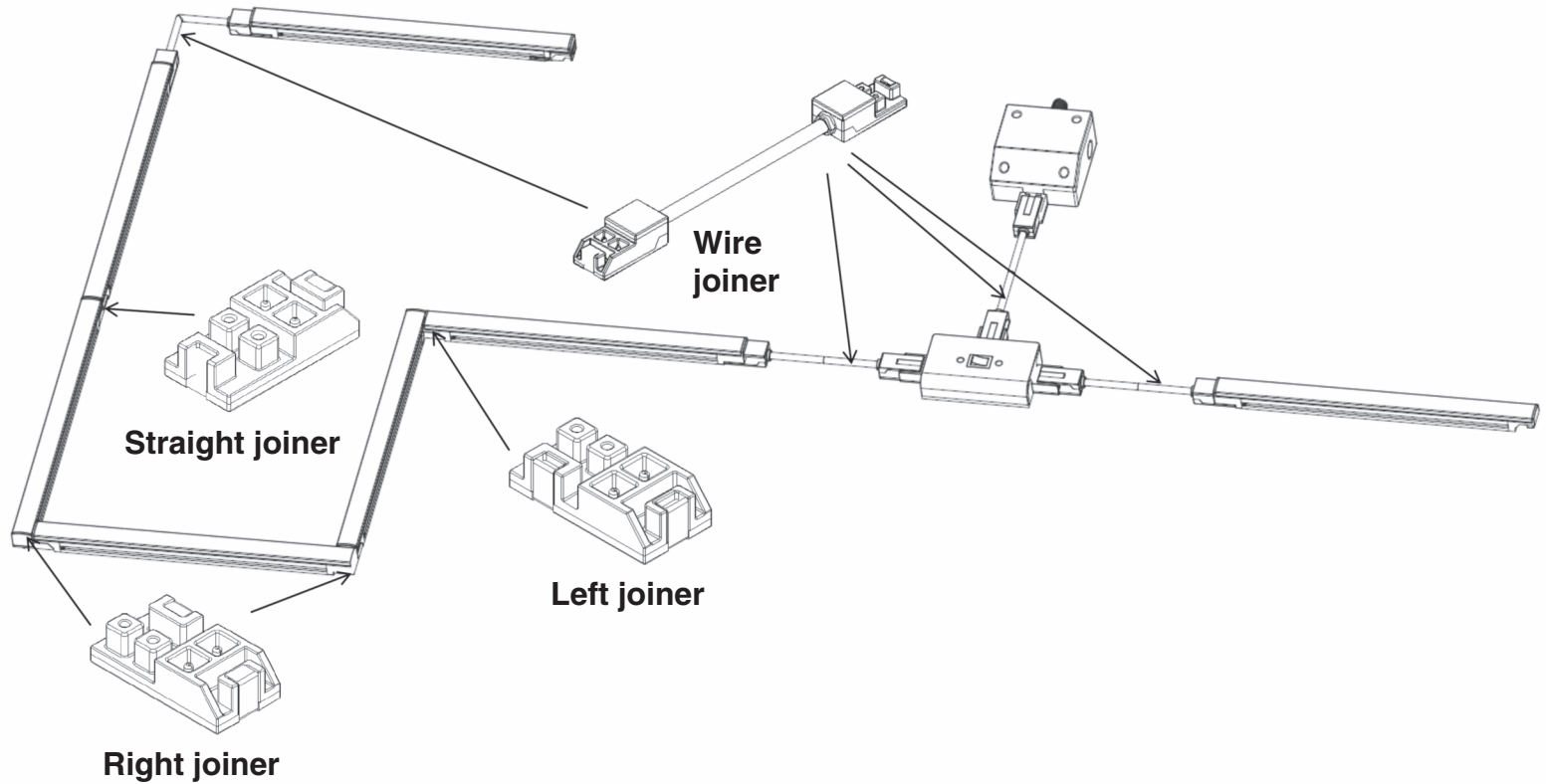
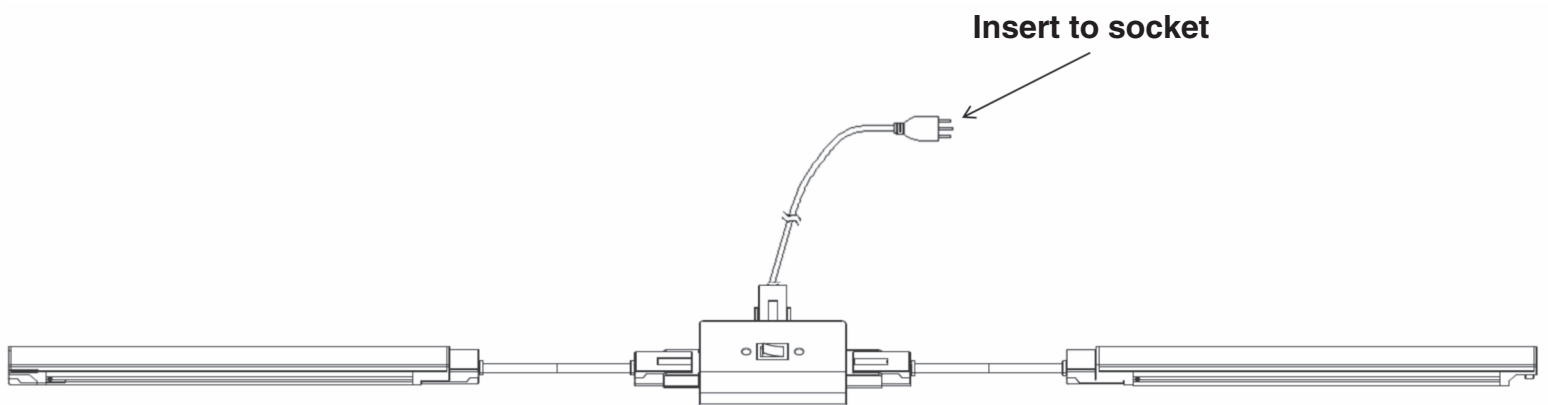
General Connection Description

- 1.) The distribution box supplies 2 channels of AC output and controls the on/off function of the LiteBar.
- 2.) The wire joiners connect the connection box, distribution box and the LiteBar as shown in the figure.



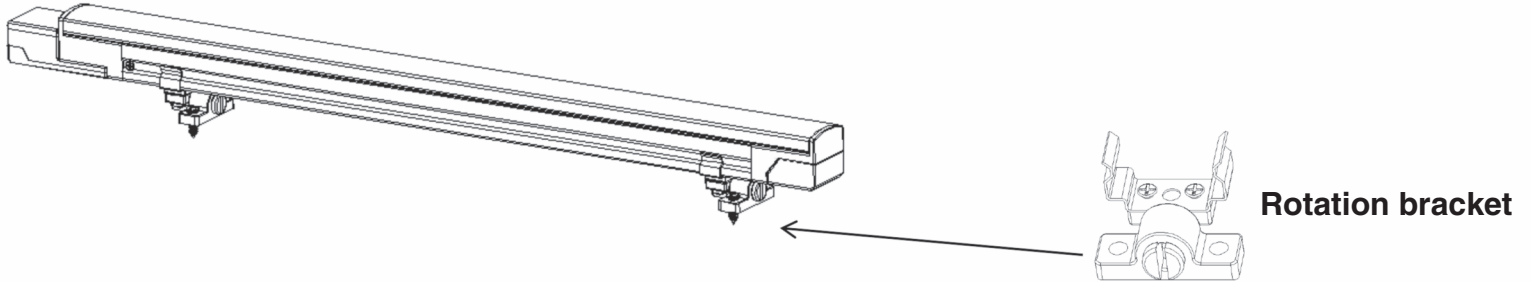
MaxLite® LED Self-Driven LiteBars**Extension Connection Description**

- 1.) The distribution box supplies 2 channels of AC output and control the on/off function of the LiteBar.
- 2.) Any connection of LiteBars can be formed with the wire joiner, left joiner, right joiner and straight joiner.
- 3.) The maximum connection length that can be formed is 40 ft.

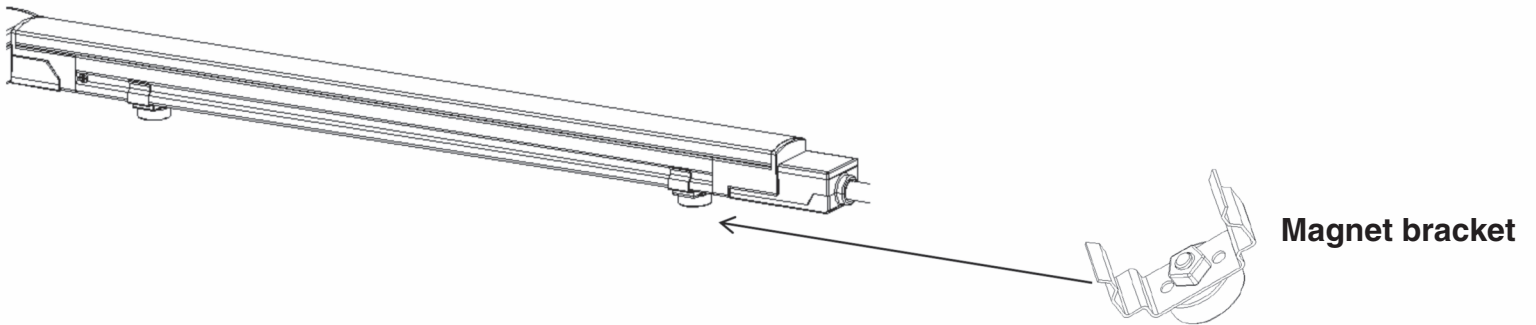
**LiteBar Connection by Wire Joiner with Plug**

MaxLite® LED Self-Driven LiteBars**Mounting Bracket Options**

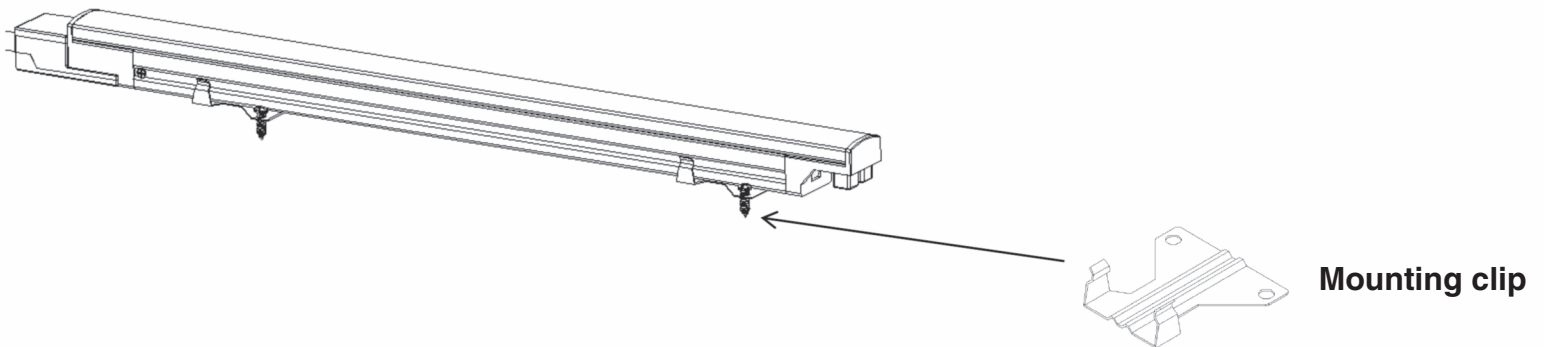
- 1.) Fix the rotation bracket with 2 screws, then insert the LiteBar into the clip. The bracket can rotate between -35 to +35 degrees.



- 2.) Attach the bracket to a magnetic surface so that no screws are necessary. Insert the LiteBar into the clip.



- 3.) Insert the LiteBar into the clip. Fix the bracket to the mounting surface with 2 screws.





MaxLite® LED Self-Driven LiteBars

Warranty Information

MaxLite Inc. warrants its products for a minimum period of **FIVE (5)** years from the date of original purchase from MaxLite or its authorized distributor/dealer (the "Warranty Period"), as follows: If a Product fails to operate during the Warranty Period as a result of defects in materials or workmanship, MaxLite will, at its option, repair it, replace it with the same or like Product.

Please refer to Maxlite's website (at <http://maxlite.com/resources/warranties>) for the complete terms and conditions of our warranty.

Limitation of Liability

THE FOREGOING WARRANTY IS EXCLUSIVE, AND IS THE SOLE REMEDY FOR ANY AND ALL CLAIMS, WHETHER IN CONTRACT, IN TORT OR OTHERWISE ARISING FROM THE FAILURE OF PRODUCT AND IS IN LIEU OF ALL OTHER WARRANTIES, EXPRESS OR IMPLIED, INCLUDING ALL WARRANTIES OF MERCHANTABILITY OR FITNESS FOR A PARTICULAR PURPOSE, WHICH WARRANTIES ARE HEREBY EXPRESSLY DISCLAIMED TO THE EXTENT PERMITTED BY LAW AND, IN ANY EVENT, SHALL BE LIMITED TO THE WARRANTY PERIOD SPECIFIED ABOVE. THE LIABILITY OF MAXLITE SHALL BE LIMITED TO THE TERMS OF THE EXPRESS WARRANTY SET FORTH HEREIN. IN NO EVENT WILL MAXLITE BE LIABLE FOR ANY SPECIAL, INCIDENTAL OR CONSEQUENTIAL DAMAGES INCLUDING, WITHOUT LIMITATION, DAMAGES RESULTING FROM LOSS OF USE, PROFITS, BUSINESS OR GOODWILL, LABOR COSTS, REMOVAL OR INSTALLATION COSTS, DECREASE IN THE LIGHT OUTPUT OF THE LAMP, AND/OR DETERIORATION IN THE LAMP'S PERFORMANCE, WHETHER OR NOT MAXLITE HAS BEEN ADVISED OF THE POSSIBILITY THEREOF. UNDER NO CIRCUMSTANCES SHALL MAXLITE'S ENTIRE LIABILITY FOR A DEFECTIVE PRODUCT EXCEED THE PURCHASE PRICE OF THAT PRODUCT. WARRANTY SERVICES PROVIDED UNDER THESE TERMS AND CONDITIONS DO NOT ENSURE THE UNINTERRUPTED OPERATION OF PRODUCTS; MAXLITE SHALL NOT BE LIABLE FOR DAMAGES CAUSED BY ANY DELAYS INVOLVING WARRANTY SERVICE.

This Limited Warranty gives you specific legal rights and you may also have other rights that may vary from state to state. Because some states or jurisdictions do not allow the exclusion or limitation of liability for consequential or incidental damages, this limitation may not apply to you.