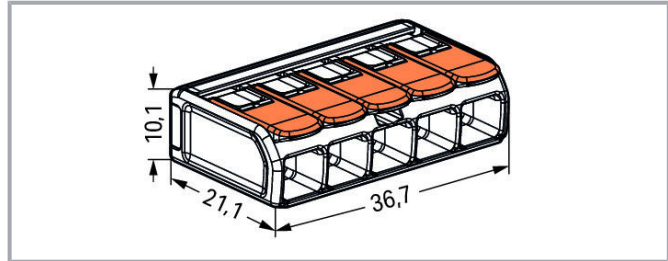


Data sheet | Item number: 221-615

COMPACT splicing connector; 5-conductor; with operating levers; 10 AWG;
transparent housing

www.wago.com/221-615



Item description

Your Benefits:

- Ease of use – pull the lever up, insert a conductor and push the lever back down
- Available as 2-, 3- and 5-wire connectors
- Easily terminate conductors from 20 to 10 AWG
- Connection of all conductor types

—
Subject to changes. Please also observe the further product documentation!

WAGO Corporation
Germantown, WI 53022
Phone: 1-800-DIN-RAIL (346-7245) | Fax: (262) 255-6222
Email: info.us@wago.com | Web: www.wago.us

Do you have any questions about our products?
We are always happy to take your call at (262) 255-6222 or 1 800-DIN-RAIL.



- Time savings for installers and device manufacturers
- Quickly install devices with higher levels of power consumption
- Safely install long cable runs with larger conductor cross sections
- Mounting carrier for installation conforms to standards
- Custom carriers are possible

Data

Notes

Safety information 1

in grounded power lines

Electrical data

IEC Approvals

Ratings per	EN 60664
Nominal voltage (III/2)	450 V
Rated surge voltage (III/2)	4 kV
Rated current	41 A
Legend (ratings)	(II / 2) Δ Overvoltage category II / Pollution degree 2

UL Approvals

Approvals per	UL 486C
Rated voltage UL (Use Group C)	600 V
Rated current UL (Use Group C)	30 A

Connection data

Total number of connection points	5
Total number of potentials	1

Connection 1

Connection technology	CAGE CLAMP®
Actuation type	Lever
Connectable conductor materials	Copper
Nominal cross-section	6 mm²
Solid conductor	0.5 ... 6 mm² / 20 ... 10 AWG
Stranded conductor	0.5 ... 6 mm² / 20 ... 10 AWG
Fine-stranded conductor	0.5 ... 6 mm² / 20 ... 10 AWG

Subject to changes. Please also observe the further product documentation!

WAGO Corporation
 Germantown, WI 53022
 Phone: 1-800-DIN-RAIL (346-7245) | Fax: (262) 255-6222
 Email: info.us@wago.com | Web: www.wago.us

Do you have any questions about our products?
 We are always happy to take your call at (262) 255-6222 or 1 800-DIN-RAIL.



Strip length	12 ... 14 mm / 0.47 ... 0.55 inch
Wiring direction	Side-entry wiring

Physical data

Width	36.7 mm / 1.445 inch
Height	10.1 mm / 0.398 inch
Depth	21.1 mm / 0.831 inch

Material data

Note (material data)	Information on material data can be found here
Color	transparent
Cover color	transparent
Flammability class per UL94	V2
Fire load	0.103 MJ
Actuator color	orange
Weight	7.1 g

Environmental requirements


Ambient temperature (operation)	+85 °C
Continuous operating temperature	105 °C
Temperature marking per EN 60998	T85

Commercial data

PU (SPU)	150 (15) Stück
Packaging type	box
Country of origin VKOrg Germany	CH
GTIN	4055143715478
Customs tariff number VKOrg Germany	85369010000

Approvals / Certificates

Country specific Approvals

Logo	Approval	Additional Approval Text	Certificate name
	KEMA/KEUR DEKRA Certification B.V.	EN 60998	71- 105677

Subject to changes. Please also observe the further product documentation!


WAGO Corporation
Germantown, WI 53022
Phone: 1-800-DIN-RAIL (346-7245) | Fax: (262) 255-6222
Email: info.us@wago.com | Web: www.wago.us

Do you have any questions about our products?
We are always happy to take your call at (262) 255-6222 or 1 800-DIN-RAIL.

Ship Approvals



Logo	Approval	Additional Approval Text	Certificate name
	ABS American Bureau of Shipping	EN 60998	18-HG1755093-PDA
	DNV GL Det Norske Veritas, Germanischer Lloyd	EN 60998	TAE000015T
	LR Lloyds Register	EN 60998	04/20013 (E8)

UL-Approvals

Logo	Approval	Additional Approval Text	Certificate name
	UL UL International Germany GmbH	UL 486C	E69654

Optional accessories

Mounting adapter

Mounting accessories		
	Item no.: 221-510 Mounting carrier; 221 series (20 - 10 AWG); for DIN-35 rail/panel mount; orange	www.wago.com/221-510
	Item no.: 221-510/000-006 Mounting carrier; 221 series (20 - 10 AWG); for DIN-35 rail/panel mount; blue	www.wago.com/221-510/000-006
	Item no.: 221-510/000-053 Mounting carrier; 221 series (20 - 10 AWG); for DIN-35 rail/panel mount; dark gray/yellow	www.wago.com/221-510/000-053

Jumpers

Jumper		
	Item no.: 221-941 Jumper; for conductor entry; 2-way; insulated; dark gray	www.wago.com/221-941

Subject to changes. Please also observe the further product documentation!

WAGO Corporation
 Germantown, WI 53022
 Phone: 1-800-DIN-RAIL (346-7245) | Fax: (262) 255-6222
 Email: info.us@wago.com | Web: www.wago.us

Do you have any questions about our products?
 We are always happy to take your call at (262) 255-6222 or 1 800-DIN-RAIL.



Item no.: 221-941/000-006

Jumper; for conductor entry; 2-way; insulated; blue

www.wago.com/221-941/000-006

Item no.: 221-942

Jumper; for conductor entry; 2-way; insulated; dark gray

www.wago.com/221-942

Item no.: 221-942/000-006

Jumper; for conductor entry; 2-way; insulated; blue

www.wago.com/221-942/000-006

Downloads

Documentation

Bid Text

221-615 X81 - Datei	Feb 19, 2019	xml 3.6 kB	Download
------------------------	--------------	---------------	----------

221-615 docx - Datei	Jan 23, 2019	docx 15.8 kB	Download
-------------------------	--------------	-----------------	----------

ausschreiben.de 221-615		URL	Download
-------------------------	--	-----	----------

Additional Information

Technical Section Technical explanations		pdf 2.2 MB	Download
---	--	---------------	----------

CAD files

CAD data

2D/3D Models 221-615		URL	Download
----------------------	--	-----	----------

CAE data

ZUKEN Portal 221-615		URL	Download
----------------------	--	-----	----------


Installation Notes

Conductor termination


Subject to changes. Please also observe the further product documentation!

WAGO Corporation
 Germantown, WI 53022
 Phone: 1-800-DIN-RAIL (346-7245) | Fax: (262) 255-6222
 Email: info.us@wago.com | Web: www.wago.us

Do you have any questions about our products?
 We are always happy to take your call at (262) 255-6222 or 1 800-DIN-RAIL.




Termination: Lift the lever to open the clamping unit and insert a stripped conductor.




Then, lower the lever to close the clamp.

Application



Wiring fine-stranded conductors in junction boxes.



Custom low-voltage lighting system



Lighting distribution in a ceiling canopy



Pendant light connection in a suspended ceiling

Subject to changes. Please also observe the further product documentation!

WAGO Corporation
Germantown, WI 53022
Phone: 1-800-DIN-RAIL (346-7245) | Fax: (262) 255-6222
Email: info.us@wago.com | Web: www.wago.us

Do you have any questions about our products?
We are always happy to take your call at (262) 255-6222 or 1 800-DIN-RAIL.



COMPACT Splicing Connectors for All
Conductor Types (6 mm²), 221 Series

Subject to changes. Please also observe the further product documentation!

WAGO Corporation
Germantown, WI 53022
Phone: 1-800-DIN-RAIL (346-7245) | Fax: (262) 255-6222
Email: info.us@wago.com | Web: www.wago.us

Do you have any questions about our products?
We are always happy to take your call at (262) 255-6222 or 1 800-DIN-RAIL.