


AMERICAN CONDUIT



NEW! PullEase™ Aluminum EMT

1/2" - 4"





PullEase™ aluminum EMT is a patented design tested to reduce internal resistance when pulling wire. No messy lubrication required, just easier wire pulling and overall labor savings with lightweight aluminum.

- ✓ **Easy to pull**
- ✓ **Rust resistant**
- ✓ **Lightweight**
- ✓ **Recyclable**

PullEase replaces steel EMT with an easy-to-pull and easy-to-carry lightweight aluminum alternative!

UL 797A ALUMINUM EMT


Our PullEase aluminum EMT is available in sizes 1/2" to 4" and UL listed just like steel EMT. PullEase carries the same ANSI and federal spec approvals, plus it is non-magnetic and fully recyclable for electrical and environmental advantages.

LIGHTWEIGHT AND EASIER TO INSTALL

- Less than 1/2 the weight of steel EMT for maximum worker safety
- Easy installation and labor savings with fewer workers

SUPERIOR APPEARANCE AND SAFETY

- Non-magnetic and a superior grounding path for increased safety
- Rust resistant aluminum stays attractive longer



ALUMINUM ELECTRICAL METALLIC TUBING (EMT)

Trade Size Designator		Approx Wt per 100 Ft (30.5m)		Typical Outside Diameter		Typical Inside Diameter		Quantity in Primary Bundle		Master Bundle					
										Quantity		Approx. Wt.		Volume	
U.S.	Metric	lbs.	kg.	in.	mm	in.	mm	ft.	m	ft.	m	lbs.	kg.	cu. ft.	cu. m
1/2	16	11.5	5.2	0.706	179	0.600	15.2	100	30.5	7,000	2,135.0	805.0	365.1	28.7	0.81
3/4	21	19.0	8.6	0.922	23.4	0.790	20.1	100	30.5	5,000	1,525.0	950.0	430.9	35.6	1.01
1	27	26.5	12.0	1.163	29.5	1.015	25.8	100	30.5	3,000	915.0	795.0	360.6	33.7	0.95
1-1/4	35	34.4	15.6	1.510	38.4	1.369	34.8	50	15.2	2,000	610.0	688.0	312.1	35.0	0.99
1-1/2	41	42.5	19.3	1.740	44.2	1.590	40.4	50	15.2	1,500	457.5	637.5	289.2	34.2	0.97
2	53	72.6	32.9	2.197	55.8	1.994	50.6	-	-	1,200	366.0	871.2	395.2	46.7	1.32
2-1/2	63	112.0	50.8	2.875	73.0	2.622	66.6	-	-	610	186.1	683.2	309.9	41.5	1.18
3	78	140.6	63.8	3.500	88.9	3.222	81.8	-	-	510	155.6	717.1	325.3	48.9	1.38
3-1/2	91	189.0	85.7	4.000	101.6	3.681	93.5	-	-	370	112.9	699.3	317.2	48.6	1.38
4	103	221.6	100.5	4.500	114.3	4.161	105.7	-	-	300	91.5	664.8	301.6	48.3	1.37

Outside diameter tolerances:

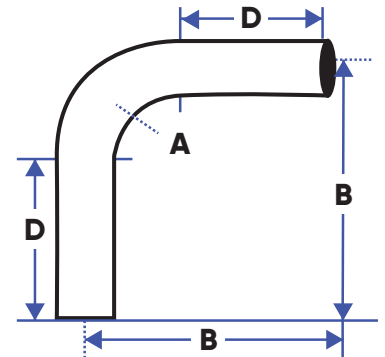
+/- .005 in. (.13mm) for trade sizes 1/2" through 2"
 +/- .015 in. for trade size 3"
 Length = 10 ft. with a tolerance of +/- 0.25"

+/- .010 in. for trade size 2-1/2",
 +/- .020 in. for trade sizes 3-1/2" and 4"



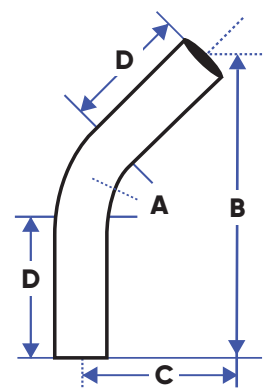
90° ELBOWS - ALUMINUM ELECTRICAL METALLIC TUBING (EMT)

Trade Size Designator		Nominal Dimensions Radius (A)		Nominal Dimensions Offset (B)		Nominal Dimensions Offset (D)		Approx. Weight per 100 Pieces		Standard Package
U.S.	Metric	in.	mm	in.	mm	in.	mm	lb	kg	
1/2	16	4	102	6 1/2	165	2 1/2	64	13	6.1	50
3/4	21	4 1/2	114	7 1/4	184	2 3/4	70	21	9.3	50
1	27	5 3/4	146	8 3/8	213	2 7/8	73	34	15.3	25
1-1/4	35	7 1/4	184	10 1/4	260	3	76	52	23.4	20
1-1/2	41	8 1/4	210	11 7/8	302	3 5/8	92	74	33.4	10
2	53	9 1/2	241	14	356	4 1/2	114	148	67.2	10
2-1/2	63	10 1/2	267	15 3/4	400	5 1/4	133	257	116.4	10
3	78	13	330	18 3/4	476	5 3/4	146	393	178.0	10
3-1/2	91	15	381	21 3/4	552	6 3/4	171	591	267.9	5
4	103	16	406	23	584	7	178	757	343.4	5



45° ELBOWS - ALUMINUM ELECTRICAL METALLIC TUBING (EMT)

Trade Size Designator		Nominal Dimensions Radius (A)		Nominal Dimensions Offset (B)		Nominal Dimensions Offset (C)		Nominal Dimensions Offset (D)		Approx. Weight per 100 Pieces		Std. Pkg.
U.S.	Metric	in.	mm	in.	mm	in.	mm	in.	mm	lb	kg	
1/2	16	4	102	7	178	3	76	2 1/2	64	9	4.1	50
3/4	21	4 1/2	114	7 7/8	200	3 1/4	83	2 3/4	70	16	7.4	50
1	27	5 3/4	146	9	229	3 3/4	95	2 7/8	73	24	11.0	25
1-1/4	35	7 1/4	184	10 1/4	260	4 1/4	108	3	76	35	15.9	20
1-1/2	41	8 1/4	210	12	305	5	127	3 5/8	92	49	22.1	10
2	53	9 1/2	241	14 3/8	365	6	152	4 1/2	114	100	45.3	10
2-1/2	63	10 1/2	267	16 3/8	416	6 3/4	171	5 1/4	133	184	83.6	10
3	78	13	330	18 1/8	460	7 7/8	200	5 3/4	146	281	127.6	10
3-1/2	91	15	381	22 1/8	562	9 1/8	232	6 3/4	171	441	200.0	5
4	103	16	406	23 1/4	591	9 5/8	244	7	178	554	251.3	5



PullEase™ aluminum EMT Elbows are UL 797A listed and meets ANSI C80.3
 Minimum requirements as per UL standards
 Dimensions and weights are approximate

AMERICAN CONDUIT

- ✓ **Nationwide Distribution**
- ✓ **+40 Years Experience**
- ✓ **Dedicated Customer Service Team**
- ✓ **Made in the USA**
of US and global materials



○ Sales Representatives & Stocking Warehouse

● Sales Representatives

■ Main Conduit Plant

Utilize UL labeled materials and follow code requirements.

PullEase™ aluminum EMT is UL 797A listed and meets ANSI C80.3

Fittings: Per UL 514B both steel and die cast fittings are approved for use with aluminum EMT. See NEC 358.14 for additional information.

Cutting: Use your standard EMT cutting tools, and you'll get fast, easy cuts.

Fishing: For small sizes use only round fiberglass fish tapes. DO NOT use flat steel fish tape with PullEase. For larger sizes use polypropylene style rope.

Bending: Because aluminum is not as heavy as steel, there are some differences in feed and the bending pressure required from your equipment.

Pulling: Our patented internal ridged design means PullEase™ EMT requires less pulling force than other aluminum EMT and will feel much like traditional EMT pulls. Lubrication is not necessary with PullEase EMT.

Costs Less: American Conduit is a national leader in aluminum extrusion. PullEase aluminum EMT weights less than half as much as steel EMT, saving you money during handling logistics and installation.



AMERICAN CONDUIT IS PART OF THE LARGEST ALUMINUM COMPANY IN NORTH AMERICA

- The leading producer of UL listed aluminum EMT
- Representatives nationwide
- 40+ years experience
- 20 stocking warehouses nationwide
- Nearly 1 million pounds of material in-stock
and ready to ship

American Conduit
200 Riviera Blvd.
St. Augustine FL 32086
Phone: 800-334-6825
Fax: 336-229-5968

AmericanConduit.com

AMERICAN
CONDUIT