

Rittal – The System.

Faster – better – everywhere.

► Catalog 34 2015/2016 North American Edition



ENCLOSURES

POWER DISTRIBUTION

CLIMATE CONTROL

IT INFRASTRUCTURE

SOFTWARE & SERVICES



FRIEDHELM LOH GROUP

Wall-Mounted Housing WM

Stainless Steel

Height (H) inches (mm)	Packs of	20 (500)	20 (500)	24 (600)	24 (600)	24 (600)	30 (760)	Page
Width (B) inches (mm)		16 (400)	20 (500)	16 (400)	20 (500)	24 (600)	24 (600)	
Depth (T) inches (mm)		8 (210)	8 (210)	8 (210)	8 (210)	8 (210)	8 (210)	
Mounting plate height (G) inches (mm)		19 (475)	19 (470)	22 (570)	22 (570)	22 (570)	29 (730)	
Mounting plate width (F) inches (mm)		14 (354)	18 (449)	14 (354)	18 (449)	22 (549)	22 (549)	
Material thickness, housing ga (mm)		16 (1.5)	16 (1.5)	16 (1.5)	16 (1.5)	16 (1.5)	16 (1.5)	
Material thickness, door ga (mm)		16 (1.5)	16 (1.5)	16 (1.5)	16 (1.5)	14 (2.0)	14 (2.0)	
Model No.	1 pc(s).	8017.605	8018.478	8017.621	8017.603	8017.600	8017.607	
Model No. US	1 pc(s).	WM201608N4	WM202008N4	WM241608N4	WM242008N4	WM242408N4	WM302408N4	
Door(s)		1	1	1	1	1	1	
Weight lb (kg)		33 (15)	40 (18)	40 (18)	46 (21)	57 (26)	70 (32)	
Accessories								
Wall mounting bracket	4 pc(s).	2433.000	2433.000	2433.000	2433.000	2433.000	2433.000	504
T handle	1 pc(s).	8018.577	8018.577	8018.577	8018.577	8018.577	8018.577	487

Stainless Steel

Height (H) inches (mm)	Packs of	30 (760)	35 (900)	35 (900)	24 (600)	30 (760)	Page	
Width (B) inches (mm)		30 (760)	24 (600)	30 (760)	20 (500)	30 (760)		
Depth (T) inches (mm)		8 (210)	8 (210)	8 (210)	10 (250)	10 (250)		
Mounting plate height (G) inches (mm)		29 (730)	34 (870)	34 (870)	22 (570)	29 (730)		
Mounting plate width (F) inches (mm)		28 (704)	22 (549)	28 (704)	18 (449)	28 (704)		
Material thickness, housing ga (mm)		16 (1.5)	16 (1.5)	14 (2.0)	16 (1.5)	16 (1.5)		
Material thickness, door ga (mm)		14 (2.0)	14 (2.0)	14 (2.0)	16 (1.5)	14 (2.0)		
Model No.	1 pc(s).	8017.611	8017.618	8017.615	8017.622	8018.903		
Model No. US	1 pc(s).	WM303008N4	WM362408N4	WM363008N4	WM242010N4	WM303010N4		
Door(s)		1	1	1	1	1		
Weight lb (kg)		86 (39)	90 (41)	110 (50)	49 (22)	88 (40)		
Accessories								
Wall mounting bracket	4 pc(s).	2433.000	2433.000	2433.000	2433.000	2433.000	504	
T handle	1 pc(s).	8018.577	8018.577	8018.577	8018.577	8018.577	487	

Stainless Steel

Height (H) inches (mm)	Packs of	36 (900)	24 (600)	30 (760)	35 (900)	35 (900)	Page	
Width (B) inches (mm)		30 (760)	24 (600)	24 (600)	30 (760)	35 (900)		
Depth (T) inches (mm)		10 (250)	12 (300)	12 (300)	12 (300)	12 (300)		
Mounting plate height (G) inches (mm)		34 (870)	22 (570)	29 (730)	34 (870)	34 (870)		
Mounting plate width (F) inches (mm)		28 (704)	22 (549)	22 (549)	28 (704)	33 (840)		
Material thickness, housing ga (mm)		14 (2.0)	16 (1.5)	16 (1.5)	14 (2.0)	14 (2.0)		
Material thickness, door ga (mm)		14 (2.0)	14 (2.0)	14 (2.0)	14 (2.0)	14 (2.0)		
Model No.	1 pc(s).	8017.619	8018.474	8017.612	8017.606	8017.602		
Model No. US	1 pc(s).	WM363010N4	WM242412N4	WM302412N4	WM363012N4	WM363612N4		
Door(s)		1	1	1	1	1		
Weight lb (kg)		111 (53)	62 (28)	77 (35)	121 (55)	146 (66)		
Accessories								
Wall mounting bracket	4 pc(s).	2433.000	2433.000	2433.000	2433.000	2433.000	504	
T handle	1 pc(s).	8018.577	8018.577	8018.577	8018.577	8018.577	487	

Stainless Steel

Height (H) inches (mm)	Packs of	41 (1050)	47 (1200)	59 (1500)	47 (1200)	59 (1500)	Page	
Width (B) inches (mm)		35 (900)	35 (900)	35 (900)	35 (900)	35 (900)		
Depth (T) inches (mm)		12 (300)	12 (300)	12 (300)	16 (400)	16 (400)		
Mounting plate height (G) inches (mm)		40 (1020)	45 (1155)	57 (1455)	45 (1155)	57 (1455)		
Mounting plate width (F) inches (mm)		33 (840)	33 (840)	33 (840)	33 (840)	33 (840)		
Material thickness, housing ga (mm)		14 (2.0)	14 (2.0)	14 (2.0)	14 (2.0)	14 (2.0)		
Material thickness, door ga (mm)		14 (2.0)	14 (2.0)	14 (2.0)	14 (2.0)	14 (2.0)		
Model No.	1 pc(s).	8017.617	8017.601	8017.604	8018.515	8018.521		
Model No. US	1 pc(s).	WM423612N4	WM483612N4	WM603612N4	WM483616N4	WM603616N4		
Door(s)		1	1	1	1	1		
Weight lb (kg)		169 (77)	189 (86)	229 (104)	205 (93)	210 (95)		
Accessories								
Wall mounting bracket	4 pc(s).	2433.000	2433.000	2433.000	2433.000	2433.000	504	
L-handle	1 pc(s).	8018.691	8018.691	8018.691	8018.691	8018.691	487	

Wall-Mounted Housing WM



WM stainless steel Page 171 WM stainless steel, with roof slope Page 174

Material:

- Housing: Stainless steel 1.4301 (AISI 304)
- Door: Stainless steel 1.4301 (AISI 304), all-round foamed-in PU seal
- Mounting plate: Carbon steel

Surface finish:

- Housing and door: Brushed, grain 240
- Mounting plate: Zinc-plated

Protection category IP to IEC 60 529:

- IP 55
- IP 66

Protection category NEMA:

- NEMA 12, 3R, 4X

Approvals:

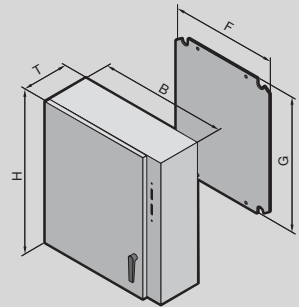
- UL
- cUL

Supply includes:

- Housing with hinged door(s), of all-round solid construction, door catch on the left on single-door housing
- Universal disconnect cutout
- Mounting plate
- Blind rivet nuts for wall mounting
- 2- or 3-point latching L-handle

Technical details:

Available on the Internet



Stainless Steel, for Isolator Lock

Height (H) inches (mm)	Packs of	24 (600)	35 (900)	41 (1050)	47 (1200)	Page
Width (B) inches (mm)		26 (650)	32 (825)	32 (825)	38 (975)	
Depth (T) inches (mm)		8 (210)	12 (300)	12 (300)	16 (400)	
Mounting plate height (G) inches (mm)		22 (570)	34 (870)	40 (1020)	45 (1155)	
Mounting plate width (F) inches (mm)		22 (549)	28 (704)	33 (840)	33 (840)	
Material thickness, housing ga (mm)		16 (1.5)	14 (2.0)	14 (2.0)	14 (2.0)	
Material thickness, door ga (mm)		14 (2.0)	14 (2.0)	14 (2.0)	14 (2.0)	
Model No.	1 pc(s).	8018.521	8018.633	8018.629	8018.634	
Model No. US	1 pc(s).	WM242608X4	WM363212X4	WM423212X4	WM483816X4	
Door(s)		1	1	1	1	
Locking points		2	2	3	3	
Weight lb (kg)		57 (26)	124 (56)	163 (74)	207 (94)	
Accessories						
Wall mounting bracket	4 pc(s).	2433.000	2433.000	2433.000	2433.000	504
L-handle	1 pc(s).	8018.691	8018.691	8018.691	8018.691	487

Wall-Mounted Housing WM



System accessories Page 421 Hygienic Design Page 163

Material:

- Housing: Stainless steel 1.4301 (AISI 304)
- Door: Stainless steel 1.4301 (AISI 304), all-round foamed-in PU seal
- Mounting plate: Carbon steel

Surface finish:

- Housing and door: Brushed, grain 240
- Mounting plate: Zinc-plated

Protection category NEMA:

- NEMA 1, 12, 3R, 4X

Approvals:

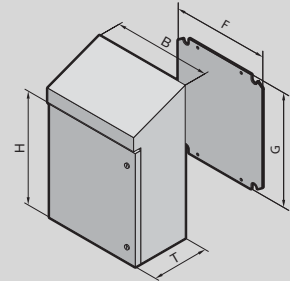
- UL/cUL
- File #: E170282

Supply includes:

- Housing with hinged door(s), of all-round solid construction, door catch on the left on single-door housing
- Mounting plate
- Blind rivet nuts for wall mounting
- Lock: 1 slotted lock insert for a housing height up to 495 mm, 2 slotted lock inserts for a housing height up to 595 – 895 mm, 3-point locking system from housing height 1195 mm

Technical details:

Available on the Internet



Stainless Steel, with Roof Slope

Height (H) inches (mm)	Packs of	16 (395)	16 (395)	19 (495)	23 (595)	Page
Width (B) inches (mm)		12 (300)	16 (400)	20 (500)	24 (600)	
Depth (T) inches (mm)		8 (210)	8 (210)	8 (210)	8 (210)	
Mounting plate height (G) inches (mm)		15 (375)	15 (375)	19 (475)	22 (570)	
Mounting plate width (F) inches (mm)		10 (254)	14 (354)	18 (449)	22 (549)	
Material thickness, housing ga (mm)		16 (1.5)	16 (1.5)	16 (1.5)	16 (1.5)	
Material thickness, door ga (mm)		16 (1.5)	16 (1.5)	16 (1.5)	14 (2.0)	
Model No.	1 pc(s).	8018.692	8018.693	8018.696	8018.699	
Model No. US	1 pc(s).	WMS161208N4	WMS161608N4	WMS202008N4	WMS242408N4	
Weight lb (kg)		22 (10)	27 (12)	42 (19)	57 (26)	
Accessories						
Wall mounting bracket	4 pc(s).	2433.000	2433.000	2433.000	2433.000	504

Stainless Steel, with Roof Slope

Height (H) inches (mm)	Packs of	19 (495)	19 (495)	30 (755)	35 (895)	47 (1195)	59 (1495)	Page
Width (B) inches (mm)		16 (400)	20 (500)	24 (600)	30 (760)	35 (900)	35 (900)	
Depth (T) inches (mm)		12 (300)	12 (300)	12 (300)	16 (400)	16 (400)	16 (400)	
Mounting plate height (G) inches (mm)		19 (475)	19 (475)	29 (730)	34 (870)	45 (1155)	57 (1455)	
Mounting plate width (F) inches (mm)		14 (354)	18 (449)	22 (549)	28 (704)	33 (840)	33 (840)	
Material thickness, housing ga (mm)		16 (1.5)	16 (1.5)	16 (1.5)	14 (2.0)	14 (2.0)	14 (2.0)	
Material thickness, door ga (mm)		16 (1.5)	16 (1.5)	14 (2.0)	14 (2.0)	14 (2.0)	14 (2.0)	
Model No.	1 pc(s).	8018.695	8018.697	8018.702	8018.706	8018.708	8018.709	
Model No. US	1 pc(s).	WMS201612N4	WMS202012N4	WMS302412N4	WMS363016N4	WMS483616N4	WMS603616N4	
Weight lb (kg)		37 (17)	46 (21)	79 (36)	139 (63)	209 (95)	251 (114)	
Accessories								
Wall mounting bracket	4 pc(s).	2433.000	2433.000	2433.000	2433.000	2433.000	2433.000	504

Compact Enclosures AE



System accessories Page 421 AE carbon steel Page 42 Hygienic Design Page 163

Material:

- Housing: Stainless steel
- Door: Stainless steel, all-round foamed-in PU seal
- Mounting plate: Carbon steel

Surface finish:

- Housing and door: Brushed, grain 240
- Mounting plate: Zinc-plated

Supply includes:

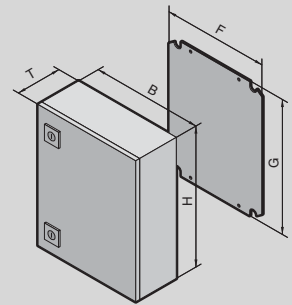
- Housing with door(s)
 - Mounting plate
- Please note the product-specific scope of supply.

Approvals:

- UL
- CSA
- TÜV
- Germanischer Lloyd
- Russian Maritime Register of Shipping
- Lloyds Register of Shipping
- Bureau Veritas

Technical details:

Available on the Internet



Stainless Steel

Height (H) inches (mm)	Packs of	12 (300)	12 (300)	12 (300)	12 (300)	12 (300)	12 (300)	Page
Width (B) inches (mm)		8 (200)	8 (200)	8 (200)	12 (300)	15 (380)	15 (380)	
Depth (T) inches (mm)		5 (120)	6 (155)	6 (155)	8 (210)	6 (155)	8 (210)	
Mounting plate width (F) inches (mm)		6 (162)	6 (162)	6 (162)	10 (254)	14 (344)	13 (334)	
Mounting plate height (G) inches (mm)		11 (275)	11 (275)	11 (275)	11 (275)	11 (275)	11 (275)	
Material	Stainless steel 1.4301 (AISI 304)	■	-	■	■	■	■	
	Stainless steel 1.4404 (AISI 316L)	-	■	-	-	-	-	
Material of lock	Stainless steel 1.4404 (AISI 316L)	-	■	-	-	-	-	
	Die-cast zinc, nickel-plated	■	-	■	■	■	■	
Model No.	1 pc(s).	1001.600	1002.500	1002.600	1003.600	1004.600	1011.600	
Weight lb (kg)		8 (3.6)	9 (4.1)	9 (4.1)	15 (6.9)	16 (7.4)	19 (8.4)	
Protection category IP to IEC 60 529		IP 66	IP 66	IP 66	IP 66	IP 66	IP 66	
Protection category NEMA		NEMA 4X	NEMA 4X	NEMA 4X	NEMA 4X	NEMA 4X	NEMA 4X	
Product-specific scope of supply								
Door(s)		1	1	1	1	1	1	
Cam lock		1	1	1	1	1	1	
3-point locking system		-	-	-	-	-	-	
Accessories								
Rails for interior fitting	4 pc(s).	-	-	-	2383.210	-	2383.210	521
Rain canopies, stainless steel	1 pc(s).	-	2470.000	2470.000	2361.000	2471.000	2472.000	499
Wall mounting bracket	4 pc(s).	2433.000	2433.500	2433.000	2433.000	2433.000	2433.000	504
Wall mounting angle	4 pc(s).	2583.010	2583.010	2583.010	2583.010	2583.010	2583.010	505
Pole clamp	1 set(s)	2584.000	2584.000	2584.000	2584.000	2584.000	2584.000	505
Cam locks	1 pc(s).	2304.000	2304.000	2304.000	2304.000	2304.000	2304.000	488
Cam lock HD	1 pc(s).	2304.010	2304.010	2304.010	2304.010	2304.010	2304.010	164
Lock systems		from page	from page	from page	from page	from page	from page	481

Compact Enclosures AE

Stainless Steel

Height (H) inches (mm)	Packs of	15 (380)	15 (380)	15 (380)	15 (380)	15 (380)	20 (500)	Page
Width (B) inches (mm)		12 (300)	12 (300)	15 (380)	15 (380)	24 (600)	16 (400)	
Depth (T) inches (mm)		8 (210)	8 (210)	8 (210)	8 (210)	8 (210)	8 (210)	
Mounting plate width (F) inches (mm)		11 (275)	11 (275)	13 (334)	13 (334)	22 (549)	14 (354)	
Mounting plate height (G) inches (mm)		13 (334)	13 (334)	14 (355)	14 (355)	14 (355)	19 (475)	
Material	Stainless steel 1.4301 (AISI 304)	–	■	–	■	■	■	
	Stainless steel 1.4404 (AISI 316L)	■	–	■	–	–	–	
Material of lock	Stainless steel 1.4404 (AISI 316L)	■	–	■	–	–	–	
	Die-cast zinc, nickel-plated	–	■	–	■	■	■	
Model No.	1 pc(s).	1005.500	1005.600	1006.500	1006.600	1009.600	1015.600	
Weight lb (kg)		19 (8.4)	19 (8.4)	22 (9.8)	22 (9.8)	32 (14.6)	28 (12.9)	
Protection category IP to IEC 60 529		IP 66	IP 66	IP 66	IP 66	IP 66	IP 66	
Protection category NEMA		NEMA 4X	NEMA 4X	NEMA 4X	NEMA 4X	NEMA 4X	NEMA 4X	
Product-specific scope of supply								
Door(s)		1	1	1	1	1	1	
Cam lock		1	1	1	1	1	2	
3-point locking system		–	–	–	–	–	–	
Accessories								
Rails for interior fitting	4 pc(s).	2383.210	2383.210	2383.210	2383.210	2383.210	2383.210	521
Rain canopies, stainless steel	1 pc(s).	2361.000	2361.000	2472.000	2472.000	2473.000	–	499
Wall mounting bracket	4 pc(s).	2433.500	2433.000	2433.500	2433.000	2433.000	2433.000	504
Wall mounting angle	4 pc(s).	2583.010	2583.010	2583.010	2583.010	2583.010	2583.010	505
Pole clamp	1 set(s)	2584.000	2584.000	2584.000	2584.000	2584.000	2584.000	505
Cam locks	1 pc(s).	2304.000	2304.000	2304.000	2304.000	2304.000	2304.000	488
Cam lock HD	1 pc(s).	2304.010	2304.010	2304.010	2304.010	2304.010	2304.010	164
Lock systems		from page	from page	from page	from page	from page	from page	481


Stainless Steel

Height (H) inches (mm)	Packs of	20 (500)	20 (500)	24 (600)	24 (600)	24 (600)	30 (760)	Page
Width (B) inches (mm)		20 (500)	20 (500)	15 (380)	24 (600)	24 (600)	24 (600)	
Depth (T) inches (mm)		8 (210)	12 (300)	8 (210)	8 (210)	8 (210)	8 (210)	
Mounting plate width (F) inches (mm)		18 (449)	18 (449)	13 (334)	22 (549)	22 (549)	22 (549)	
Mounting plate height (G) inches (mm)		19 (470)	19 (470)	22 (570)	22 (570)	22 (570)	29 (730)	
Material	Stainless steel 1.4301 (AISI 304)	■	■	■	–	■	■	
	Stainless steel 1.4404 (AISI 316L)	–	–	–	■	–	–	
Material of lock	Stainless steel 1.4404 (AISI 316L)	–	–	–	■	–	–	
	Die-cast zinc, nickel-plated	■	■	■	–	■	■	
Model No.	1 pc(s).	1007.600	1013.600	1008.600	1010.500	1010.600	1012.600	
Weight lb (kg)		35 (15.7)	41 (18.4)	33 (15.1)	52 (23.5)	52 (23.5)	67 (30.2)	
Protection category IP to IEC 60 529		IP 66	IP 66	IP 66	IP 66	IP 66	IP 66	
Protection category NEMA		NEMA 4X	NEMA 4X	NEMA 4X	NEMA 4X	NEMA 4X	NEMA 4X	
Product-specific scope of supply								
Door(s)		1	1	1	1	1	1	
Cam lock		2	2	2	2	2	2	
3-point locking system		–	–	–	–	–	–	
Accessories								
Rails for interior fitting	4 pc(s).	2383.210	2383.300	2383.210	2383.210	2383.210	2383.210	521
Rain canopies, stainless steel	1 pc(s).	2362.000	–	2472.000	2473.000	2473.000	2473.000	499
Wall mounting bracket	4 pc(s).	2433.000	2433.000	2433.000	2433.500	2433.000	2433.000	504
Wall mounting angle	4 pc(s).	2583.010	2583.010	2583.010	2583.010	2583.010	2583.010	505
Pole clamp	1 set(s)	2584.000	2584.000	2584.000	2584.000	2584.000	2584.000	505
Cam locks	1 pc(s).	2304.000	2304.000	2304.000	2304.000	2304.000	2304.000	488
Cam lock HD	1 pc(s).	2304.010	2304.010	2304.010	2304.010	2304.010	2304.010	164
Lock systems		from page	from page	from page	from page	from page	from page	481

Compact Enclosures AE

Stainless Steel

Height (H) inches (mm)	Packs of	30 (760)	39 (1000)	39 (1000)	47 (1200)	47 (1200)	47 (1200)	Page
Width (B) inches (mm)		30 (760)	32 (800)	39 (1000)	32 (800)	39 (1000)	39 (1000)	
Depth (T) inches (mm)		12 (300)	12 (300)	12 (300)	12 (300)	12 (300)	12 (300)	
Mounting plate width (F) inches (mm)		28 (704)	29 (739)	37 (939)	29 (740)	37 (940)	37 (940)	
Mounting plate height (G) inches (mm)		29 (730)	38 (955)	38 (955)	45 (1155)	45 (1155)	45 (1155)	
Material	Stainless steel 1.4301 (AISI 304)	■	■	■	■	–	■	
	Stainless steel 1.4404 (AISI 316L)	–	–	–	–	■	–	
Material of lock	Stainless steel 1.4301 (AISI 304)	–	–	–	■	■	■	
	Die-cast zinc, nickel-plated	■	■	■	–	–	–	
Model No.	1 pc(s).	1014.600	1016.600	1018.600	1017.600	1019.500	1019.600	
Weight lb (kg)		94 (42.5)	117 (52.9)	157 (71.0)	136 (61.5)	168 (76.0)	168 (76.0)	
Protection category IP to IEC 60 529		IP 66	IP 66	IP 55	IP 66	IP 55	IP 55	
Protection category NEMA		NEMA 4X	NEMA 4X	NEMA 12	NEMA 4X	NEMA 12	NEMA 12	
Product-specific scope of supply								
Door(s)		1	1	2	1	2	2	
Cam lock		2	2	2	–	–	–	
3-point locking system		–	–	–	■	■	■	
Accessories								
Rails for interior fitting	4 pc(s).	2383.300	2383.300	2383.300	2383.300	2383.300	2383.300	521
Rain canopies, stainless steel	1 pc(s).	2474.000	2475.000	2363.000	2475.000	2363.000	2363.000	499
Wall mounting bracket	4 pc(s).	2433.000	2433.000	2433.000	2433.000	2433.500	2433.000	504
Wall mounting angle	4 pc(s).	2583.010	2583.010	2583.010	2583.010	2583.010	2583.010	505
Pole clamp		–	–	–	–	–	–	
Cam locks	1 pc(s).	2304.000	2304.000	2304.000	–	–	–	488
Cam lock HD	1 pc(s).	2304.010	2304.010	2304.010	–	–	–	164
Lock systems		from page	from page	from page	from page	from page	from page	481



TS 8 Floormount Enclosure



System accessories Page 421 TS 8 floormount enclosure, carbon steel Page 79

Material and surface finish:

- Enclosure frame: Stainless steel 1.4301 (AISI 304), 1.5 mm, exterior brushed, grain size 400
- Roof: Stainless steel 1.4301 (AISI 304), 1.5 mm, exterior brushed, grain size 400
- Door: Stainless steel 1.4301 (AISI 304), 2 mm, exterior brushed, grain size 400
- Rear wall: Stainless steel 1.4301 (AISI 304), 1.5 mm, exterior brushed, grain size 400
- Sidewalls: Stainless steel 1.4301 (AISI 304), 1.5 mm, exterior brushed, grain size 400
- Mounting plate: Carbon steel, 3 mm, zinc-plated
- Base plate: Stainless steel 1.4301 (AISI 304), 1.5 mm, uncoated
- Pedestals: Stainless steel 1.4301 (AISI 304), 2.5 mm, exterior brushed, grain size 400

Protection category:

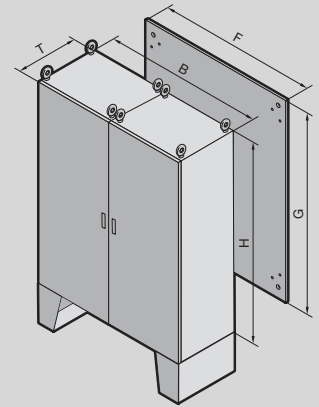
- NEMA 4X
- (IP 66 to IEC 60 529)
- UL/cUL
- UL file #: E76083

Supply includes:

- 2 bayed enclosure frames
- Baying kit NEMA 4X
- Roof
- Door(s)
- Rear wall
- Sidewall
- Mounting plate, installed at the sides via slide rails
- Base plate
- Pedestals 300 mm, screw-fastening kit
- Lock: 3 mm double-bit

Technical details:

Available on the Internet



IP 66/NEMA 4X

Height (H) inches (mm)	Packs of	63 (1600)	79 (2000)	79 (2000)	Page
Width (B) inches (mm)		47 (1200)	63 (1600)	63 (1600)	
Depth (T) inches (mm)		16 (400)	16 (400)	24 (600)	
Mounting plate height (G) inches (mm)		59 (1496)	75 (1896)	75 (1896)	
Mounting plate width (F) inches (mm)		43 (1099)	59 (1499)	59 (1499)	
Model No.	1 pc(s).	9978.429	9978.431	9978.432	
Weight lb (kg)		359 (163)	553 (251)	580 (264)	

Accessories

Cable Clamp Rails	2 pc(s).	4191.000	4192.000	4192.000	574
TS Support Strips	1 pc(s).	4596.000	4598.000	4598.000	525
Wiring Plan Pockets, Carbon Steel	1 pc(s).	4116.000	4118.000	4118.000	497
Lock Systems		from page	from page	from page	478

Rittal – The System.

Faster – better – everywhere.

- Enclosures
- Power Distribution
- Climate Control
- IT Infrastructure
- Software & Services

Rittal Corporation
Woodfield Corporate Center · 425 North Martingale Road, Suite 400
Schaumburg, Illinois 60173 USA
Phone: 937 399 0500 · Fax: 937 390 5599 · Toll-free: 800-477-4000
E-mail: rittal@rittal.us · www.rittal.us

Rittal Systems Ltd.
6485 Ordan Drive · Mississauga Ontario L5T 1X2 · Canada
Phone: 905-795-0777 · Fax: 905-795-9548 · Toll-free: 800-399-0748
E-mail: marketing@rittal.ca · www.rittal.ca

12.2014 / EG44

ENCLOSURES

POWER DISTRIBUTION

CLIMATE CONTROL

IT INFRASTRUCTURE

SOFTWARE & SERVICES



FRIEDHELM LOH GROUP