



COMMERCIAL FAN-FORCED HEATER

Solutions for maintaining comfort in areas subject to cold drafts, such as vestibules, stairwells, etc.



RFF Series



RFI/RFV Series



BENEFITS

- Quick response, high output fan-forced heater
- Automatic fan delay utilizes residual heat when unit cycles off
- All models offer recessed or surface mounting, ceiling or wall
- Includes built-in, double-pole thermostat
- Access door can be locked for tamperproof applications


APPLICATIONS

Vestibules | Entranceways | Stairwells | Kiosks

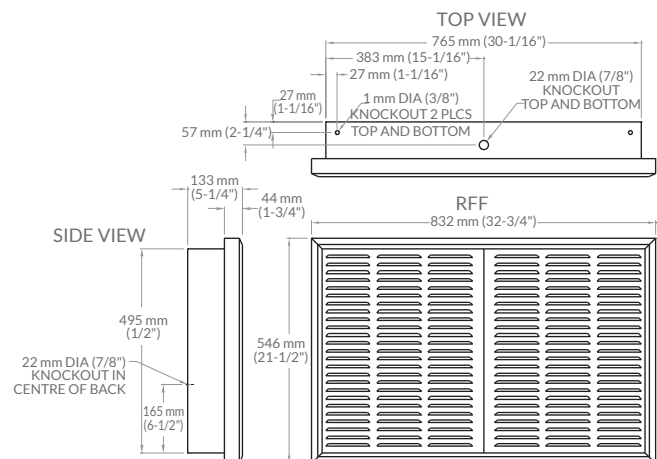
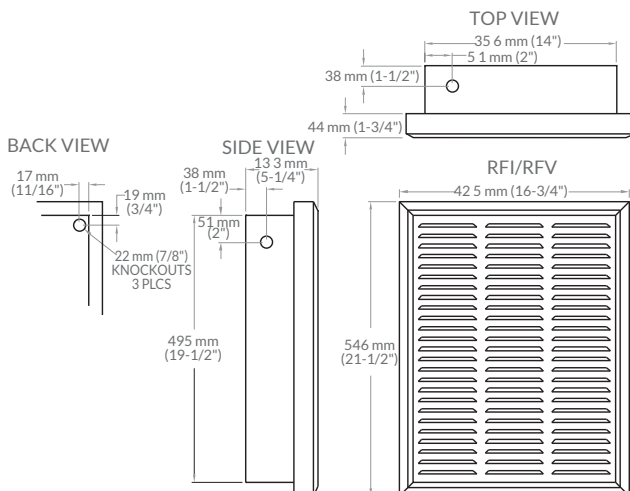
DIMENSIONS



RFITF T-bar Ceiling Mount Trim (white only)



RFP8DW Surface mount box



SPECIFICATIONS

Voltage	208V, 240V, 277V, 347V, 600V
Wattage	Sizes ranging from 1125W to 8000W
Color	Almond or White
Finish	Powder coating resists fading and abrasion
Construction	20 gauge steel front panel
Heating Element	Fully-enclosed steel sheath element with spiral fins to provide excellent heat transfer
Warranty	1-year warranty on complete unit

ACCESSORIES (field installed)

Cat. No.	Description
RFFP8CW	Surface mount box for RFF series (white) (832mm x 546mm x 97mm) 32.8" x 21.5" x 3.8"
RFP8DA	Surface mount box for RFI/RFV series (almond) (425mm x 546mm x 97mm) 16.8" x 21.5" x 3.8"
RFP8DW	Surface mount box for RFI/RFV series (white) (425mm x 546mm x 97mm) 16.8" x 21.5" x 3.8"
RFVFPW	Tamperproof bar grille (white)
RFITF	T-Bar ceiling frame for RFI/RFV series (white only)
RFIFPA	RFI Front panel kit (almond)
RFIFPW	RFI Front panel kit (white)
RC840T-240/U	240V low volt relay with 24V transformer for RFI/RFF/RFV
RC840T-347/U	347V low volt relay with 24V transformer for RFI/RFF/RFV



ORDERING GUIDE

Cat. No.	Watts	BTU	Volts	Phase	CFM	Weight (kg/lbs.)
RFI						
RFI815D31	1500 / 1125	5118 / 3840	240 / 208	1	160	12.7 / 28
RFI820D31	2000 / 1500	6824 / 5118	240 / 208	1	160	12.7 / 28
RFI820D41	2000	6824	277	1	160	12.7 / 28
RFI830D31	3000 / 2250	10236 / 7680	240 / 208	1	160	12.7 / 28
RFI830D41	3000	10236	277	1	160	12.7 / 28
RFI840D21	4000	13648	208	1	160	12.7 / 28
RFI840D31	4000 / 3000	13648 / 10236	240 / 208	1	160	12.7 / 28
RFI840D41	4000	13648	277	1	160	12.7 / 28
RFI848D31	4800 / 3600	16378 / 12283	240 / 208	1	160	12.7 / 28

1) Standard color is Almond.

2) To order White add "W" to Cat. No. (Example RFI815D31W) For 240V models only.

RFV / RFF

RFV831551	3000 / 1500	10236 / 5118	347	1	160	16.0 / 34
RFV831581	3000 / 1500	10236 / 5118	600	1	160	16.0 / 34
RFV842051	4000 / 2000	13684 / 6824	347	1	160	16.0 / 34
RFV842081	4000 / 2000	13684 / 6824	600	1	160	16.0 / 34
RFF86021	6000	20472	208	1	320	30 / 65
RFF86031	6000	20472	240	1	320	30 / 65
RFF86051	6000	20472	347	1	320	36 / 80
RFF86081	6000	20472	600	1	320	36 / 80
RFF88021	8000	27296	208	1	320	30 / 65
RFF88051	8000	27296	347	1	320	36 / 80
RFF88081	8000	27296	600	1	320	36 / 80

1) To order White add "W-KIT" to Cat. No. (Example RFV831551W-KIT)