

Rittal – The System.

Faster – better – everywhere.

► Catalog 34 2015/2016 North American Edition



ENCLOSURES

POWER DISTRIBUTION

CLIMATE CONTROL

IT INFRASTRUCTURE

SOFTWARE & SERVICES



FRIEDHELM LOH GROUP

Compact Enclosures AE

| | | | | | | | | |
|---|----------|-----------------|-----------------|-----------------|-----------------|-----------------|-----------------|------|
| Height (H) inches (mm) | Packs of | 12 (300) | 15 (380) | 24 (600) | 24 (600) | 20 (500) | 32 (800) | Page |
| Width (B) inches (mm) | | 15 (380) | 15 (380) | 15 (380) | 15 (380) | 16 (400) | 16 (400) | |
| Depth (T) inches (mm) | | 8 (210) | 8 (210) | 8 (210) | 14 (350) | 8 (210) | 12 (300) | |
| Mounting plate width (F) inches (mm) | | 13 (334) | 13 (334) | 13 (334) | 13 (334) | 14 (354) | 14 (349) | |
| Mounting plate height (G) inches (mm) | | 11 (275) | 14 (355) | 22 (570) | 22 (570) | 19 (475) | 30 (770) | |
| Material thickness, housing ga (mm) | | 17 (1.38) | 17 (1.38) | 17 (1.38) | 16 (1.5) | 17 (1.38) | 16 (1.5) | |
| Material thickness, door ga (mm) | | 16 (1.5) | 16 (1.5) | 16 (1.5) | 16 (1.5) | 16 (1.5) | 14 (2.0) | |
| Mounting plate thickness ga (mm) | | 14 (2.0) | 14 (2.0) | 12 (2.5) | 12 (2.5) | 14 (2.0) | 11 (3.0) | |
| Model No. | 1 pc(s). | 1031.500 | 1380.500 | 1038.500 | 1338.500 | 1045.500 | 1037.500 | |
| Weight lb (kg) | | 17 (7.5) | 22 (9.8) | 34 (15.6) | 43 (19.4) | 29 (13.0) | 58 (26.2) | |
| Protection category IP to IEC 60 529 | | IP 66 | IP 66 | IP 66 | IP 66 | IP 66 | IP 66 | |
| Protection category NEMA | | NEMA 4 | NEMA 4 | NEMA 4 | NEMA 4 | NEMA 4 | NEMA 4 | |
| Product-specific scope of supply | | | | | | | | |
| Door(s) | | 1 | 1 | 1 | 1 | 1 | 1 | |
| Door catch on right, may be swapped to the left | | ■ | ■ | ■ | ■ | ■ | ■ | |
| Flange (gland) plate, size | | 3 | 3 | 3 | 4 | 4 | 4 | |
| Flange (gland) plate, qty | | 1 | 1 | 1 | 1 | 1 | 1 | |
| Cam lock | | 1 | 1 | 2 | 2 | 2 | 2 | |
| Accessories | | | | | | | | |
| Flange (Gland) Plates | | from page | from page | from page | from page | from page | from page | 564 |
| Rails for Interior Fitting | 4 pc(s). | 2383.210 | 2383.210 | 2383.210 | 2383.350 | 2383.210 | 2383.300 | 521 |
| Wall Mounting Bracket | 4 pc(s). | 2508.100 | 2508.100 | 2508.100 | 2508.100 | 2508.100 | 2508.100 | 503 |
| Baying Kit | 1 set(s) | 1199.100 | 1199.100 | 1199.100 | 1199.100 | 1199.100 | 1199.100 | 466 |
| Door Stay | 5 pc(s). | 2519.000 | 2519.000 | 2519.000 | 2519.000 | 2519.000 | 2519.000 | 497 |
| 180° Hinges | 2 pc(s). | 2449.000 | 2449.000 | 2449.000 | 2449.000 | 2449.000 | 2449.000 | 492 |
| Ground Straps | | see page | see page | see page | see page | see page | see page | 555 |
| LED System Light | | see page | see page | see page | see page | see page | see page | 548 |
| Plastic Wiring Plan Pockets | | from page | from page | from page | from page | from page | from page | 496 |
| Dust Guard Trim | 1 pc(s). | 2426.500 | 2426.500 | 2426.500 | 2426.500 | 2426.500 | 2426.500 | 500 |
| Lock Systems | | from page | from page | from page | from page | from page | from page | 478 |

| | | | | | | | | |
|---|-----------|-----------------|-----------------|-----------------|-----------------|-----------------|-----------------|------|
| Height (H) inches (mm) | Packs of | 20 (500) | 20 (500) | 28 (700) | 15 (380) | 15 (380) | 24 (600) | Page |
| Width (B) inches (mm) | | 20 (500) | 20 (500) | 20 (500) | 24 (600) | 24 (600) | 24 (600) | |
| Depth (T) inches (mm) | | 8 (210) | 12 (300) | 10 (250) | 8 (210) | 14 (350) | 8 (210) | |
| Mounting plate width (F) inches (mm) | | 18 (449) | 18 (449) | 18 (449) | 22 (549) | 22 (549) | 22 (549) | |
| Mounting plate height (G) inches (mm) | | 19 (470) | 19 (470) | 26 (670) | 14 (355) | 14 (355) | 22 (570) | |
| Material thickness, housing ga (mm) | | 17 (1.38) | 16 (1.5) | 16 (1.5) | 17 (1.38) | 16 (1.5) | 17 (1.38) | |
| Material thickness, door ga (mm) | | 15 (1.75) | 15 (1.75) | 14 (2.0) | 16 (1.5) | 16 (1.5) | 15 (1.75) | |
| Mounting plate thickness ga (mm) | | 12 (2.5) | 12 (2.5) | 12 (2.5) | 12 (2.5) | 12 (2.5) | 12 (2.5) | |
| Model No. | 1 pc(s). | 1050.500 | 1350.500 | 1057.500 | 1039.500 | 1339.500 | 1060.500 | |
| Weight lb (kg) | | 37 (16.8) | 43 (19.6) | 69 (31.2) | 34 (15.4) | 44 (20.0) | 50 (22.8) | |
| Protection category IP to IEC 60 529 | | IP 66 | IP 66 | IP 66 | IP 66 | IP 66 | IP 66 | |
| Protection category NEMA | | NEMA 4 | NEMA 4 | NEMA 4 | NEMA 4 | NEMA 4 | NEMA 4 | |
| Product-specific scope of supply | | | | | | | | |
| Door(s) | | 1 | 1 | 1 | 1 | 1 | 1 | |
| Door catch on right, may be swapped to the left | | ■ | ■ | ■ | ■ | ■ | ■ | |
| Flange (gland) plate, size | | 4 | 4 | 4 | 5 | 5 | 5 | |
| Flange (gland) plate, qty | | 1 | 1 | 1 | 1 | 1 | 1 | |
| Cam lock | | 2 | 2 | 2 | 1 | 1 | 2 | |
| Accessories | | | | | | | | |
| Flange (Gland) Plates | | from page | from page | from page | from page | from page | from page | 564 |
| Rails for Interior Fitting | 4 pc(s). | 2383.210 | 2383.300 | 2383.250 | 2383.210 | 2383.350 | 2383.210 | 521 |
| Wall Mounting Bracket | 4 pc(s). | 2508.100 | 2508.100 | 2508.100 | 2508.100 | 2508.100 | 2508.100 | 503 |
| Baying Kit | 1 set(s) | 1199.100 | 1199.100 | 1199.100 | 1199.100 | 1199.100 | 1199.100 | 466 |
| Door Stay | 5 pc(s). | 2519.000 | 2519.000 | 2519.000 | 2519.000 | 2519.000 | 2519.000 | 497 |
| 180° Hinges | 2 pc(s). | 2449.000 | 2449.000 | 2449.000 | 2449.000 | 2449.000 | 2449.000 | 492 |
| Support Strips | 20 pc(s). | 2325.000 | 2325.000 | 2325.000 | 2326.000 | 2326.000 | 2326.000 | 494 |
| Ground Straps | | see page | see page | see page | see page | see page | see page | 555 |
| LED System Light | | see page | see page | see page | see page | see page | see page | 548 |
| Plastic Wiring Plan Pockets | | from page | from page | from page | from page | from page | from page | 496 |
| Dust Guard Trim | 1 pc(s). | 2426.500 | 2426.500 | 2426.500 | 2426.500 | 2426.500 | 2426.500 | 500 |
| Lock Systems | | from page | from page | from page | from page | from page | from page | 478 |

Compact Enclosures AE


| Height (H) inches (mm) | Packs of | 24 (600) | 24 (600) | 30 (760) | 30 (760) | 32 (800) | 39 (1000) | Page |
|---|-----------|-----------------|-----------------|-----------------|-----------------|-----------------|-----------------|------|
| Width (B) inches (mm) | | 24 (600) | 24 (600) | 24 (600) | 24 (600) | 24 (600) | 24 (600) | |
| Depth (T) inches (mm) | | 10 (250) | 14 (350) | 8 (210) | 14 (350) | 10 (250) | 10 (250) | |
| Mounting plate width (F) inches (mm) | | 22 (549) | 22 (549) | 22 (549) | 22 (549) | 22 (549) | 21 (539) | |
| Mounting plate height (G) inches (mm) | | 22 (570) | 22 (570) | 29 (730) | 29 (730) | 30 (770) | 38 (955) | |
| Material thickness, housing ga (mm) | | 16 (1.5) | 16 (1.5) | 17 (1.38) | 16 (1.5) | 16 (1.5) | 16 (1.5) | |
| Material thickness, door ga (mm) | | 15 (1.75) | 15 (1.75) | 14 (2.0) | 14 (2.0) | 14 (2.0) | 14 (2.0) | |
| Mounting plate thickness ga (mm) | | 12 (2.5) | 12 (2.5) | 11 (3.0) | 11 (3.0) | 11 (3.0) | 11 (3.0) | |
| Model No. | 1 pc(s). | 1054.500 | 1360.500 | 1076.500 | 1376.500 | 1058.500 | 1090.500 | |
| Weight lb (kg) | | 55 (24.8) | 63 (28.4) | 71 (32.1) | 79 (36.0) | 74 (33.6) | 111 (50.5) | |
| Protection category IP to IEC 60 529 | | IP 66 | IP 66 | IP 66 | IP 66 | IP 66 | IP 66 | |
| Protection category NEMA | | NEMA 4 | NEMA 4 | NEMA 4 | NEMA 4 | NEMA 4 | NEMA 4 | |
| Product-specific scope of supply | | | | | | | | |
| Door(s) | | 1 | 1 | 1 | 1 | 1 | 1 | |
| Door catch on right, may be swapped to the left | | ■ | ■ | ■ | ■ | ■ | ■ | |
| Flange (gland) plate, size | | 5 | 5 | 5 | 5 | 5 | 5 | |
| Flange (gland) plate, qty | | 1 | 1 | 1 | 1 | 1 | 1 | |
| Cam lock | | 2 | 2 | 2 | 2 | 2 | 2 | |
| Accessories | | | | | | | | |
| Flange (Gland) Plates | | from page | from page | from page | from page | from page | from page | 564 |
| Rails for Interior Fitting | 4 pc(s). | 2383.250 | 2383.350 | 2383.210 | 2383.350 | 2383.250 | 2383.250 | 521 |
| Wall Mounting Bracket | 4 pc(s). | 2508.100 | 2508.100 | 2508.100 | 2508.100 | 2508.100 | 2508.100 | 503 |
| Baying Kit | 1 set(s) | 1199.100 | 1199.100 | 1199.100 | 1199.100 | 1199.100 | – | 466 |
| Door Stay | 5 pc(s). | 2519.000 | 2519.000 | 2519.000 | 2519.000 | 2519.000 | 2519.000 | 497 |
| 180° Hinges | 2 pc(s). | 2449.000 | 2449.000 | 2449.000 | 2449.000 | 2449.000 | 2449.000 | 492 |
| Support Strips | 20 pc(s). | 2326.000 | 2326.000 | 2326.000 | 2326.000 | 2326.000 | 2326.000 | 494 |
| Ground Straps | | see page | see page | see page | see page | see page | see page | 555 |
| LED System Light | | see page | see page | see page | see page | see page | see page | 548 |
| Plastic Wiring Plan Pockets | | from page | from page | from page | from page | from page | from page | 496 |
| Dust Guard Trim | 1 pc(s). | 2426.500 | 2426.500 | 2426.500 | 2426.500 | 2426.500 | 2426.500 | 500 |
| Lock Systems | | from page | from page | from page | from page | from page | from page | 478 |

| Height (H) inches (mm) | Packs of | 47 (1200) | 30 (760) | 30 (760) | 24 (600) | 39 (1000) | 47 (1200) | Page |
|---|-----------|-----------------|-----------------|-----------------|-----------------|-----------------|-----------------|------|
| Width (B) inches (mm) | | 24 (600) | 30 (760) | 30 (760) | 32 (800) | 32 (800) | 32 (800) | |
| Depth (T) inches (mm) | | 12 (300) | 8 (210) | 12 (300) | 12 (300) | 12 (300) | 12 (300) | |
| Mounting plate width (F) inches (mm) | | 21 (540) | 28 (704) | 28 (704) | 29 (749) | 29 (739) | 29 (740) | |
| Mounting plate height (G) inches (mm) | | 45 (1155) | 29 (730) | 29 (730) | 22 (570) | 38 (955) | 45 (1155) | |
| Material thickness, housing ga (mm) | | 16 (1.5) | 16 (1.5) | 16 (1.5) | 16 (1.5) | 16 (1.5) | 16 (1.5) | |
| Material thickness, door ga (mm) | | 14 (2.0) | 14 (2.0) | 14 (2.0) | 14 (2.0) | 14 (2.0) | 14 (2.0) | |
| Mounting plate thickness ga (mm) | | 11 (3.0) | 11 (3.0) | 11 (3.0) | 12 (2.5) | 11 (3.0) | 11 (3.0) | |
| Model No. | 1 pc(s). | 1260.500 | 1077.500 | 1073.500 | 1055.500 | 1180.500 | 1280.500 | |
| Weight lb (kg) | | 121 (55.0) | 88 (40.0) | 98 (44.5) | 75 (33.9) | 126 (57.0) | 154 (70.0) | |
| Protection category IP to IEC 60 529 | | IP 66 | IP 66 | IP 66 | IP 66 | IP 66 | IP 66 | |
| Protection category NEMA | | NEMA 4 | NEMA 4 | NEMA 4 | NEMA 4 | NEMA 4 | NEMA 4 | |
| Product-specific scope of supply | | | | | | | | |
| Door(s) | | 1 | 1 | 1 | 1 | 1 | 1 | |
| Door catch on right, may be swapped to the left | | ■ | ■ | ■ | ■ | ■ | ■ | |
| Flange (gland) plate, size | | 5 | 5 | 5 | 5 | 5 | 5 | |
| Flange (gland) plate, qty | | 1 | 1 | 1 | 1 | 1 | 1 | |
| Cam lock | | – | 2 | 2 | 2 | 2 | – | |
| 3-point locking system | | ■ | – | – | – | – | ■ | |
| Accessories | | | | | | | | |
| Flange (Gland) Plates | | from page | from page | from page | from page | from page | from page | 564 |
| Rails for Interior Fitting | 4 pc(s). | 2383.300 | 2383.210 | 2383.300 | 2383.300 | 2383.300 | 2383.300 | 521 |
| Wall Mounting Bracket | 4 pc(s). | 2508.100 | 2508.100 | 2508.100 | 2508.100 | 2508.100 | 2508.100 | 503 |
| Baying Kit | 1 set(s) | – | 1199.100 | 1199.100 | 1199.100 | – | – | 466 |
| Door Stay | 5 pc(s). | 2519.000 | 2519.000 | 2519.000 | 2519.000 | 2519.000 | 2519.000 | 497 |
| 180° Hinges | 2 pc(s). | 2449.000 | 2449.000 | 2449.000 | 2449.000 | 2449.000 | 2449.000 | 492 |
| Support Strips | 20 pc(s). | 2326.000 | 2327.000 | 2327.000 | 2328.000 | 2328.000 | 2328.000 | 494 |
| Transportation Eyebolts | 4 pc(s). | 2509.000 | – | – | – | – | 2509.000 | 502 |
| Ground Straps | | see page | see page | see page | see page | see page | see page | 555 |
| LED System Light | | see page | see page | see page | see page | see page | see page | 548 |
| Plastic Wiring Plan Pockets | | from page | from page | from page | from page | from page | from page | 496 |
| Dust Guard Trim | 1 pc(s). | 2426.500 | 2426.500 | 2426.500 | 2426.500 | 2426.500 | 2426.500 | 500 |
| Lock Systems | | from page | from page | from page | from page | from page | from page | 478 |

Compact Enclosures AE

| | | | | | | | |
|---|-----------|-----------------|-----------------|-----------------|-----------------|-----------------|------|
| Height (H) inches (mm) | Packs of | 30 (760) | 30 (760) | 39 (1000) | 47 (1200) | 55 (1400) | Page |
| Width (B) inches (mm) | | 39 (1000) | 39 (1000) | 39 (1000) | 39 (1000) | 39 (1000) | |
| Depth (T) inches (mm) | | 8 (210) | 12 (300) | 12 (300) | 12 (300) | 12 (300) | |
| Mounting plate width (F) inches (mm) | | 37 (944) | 37 (944) | 37 (939) | 37 (940) | 37 (940) | |
| Mounting plate height (G) inches (mm) | | 29 (730) | 29 (730) | 38 (955) | 45 (1155) | 53 (1355) | |
| Material thickness, housing ga (mm) | | 16 (1.5) | 16 (1.5) | 16 (1.5) | 16 (1.5) | 16 (1.5) | |
| Material thickness, door ga (mm) | | 14 (2.0) | 14 (2.0) | 14 (2.0) | 14 (2.0) | 14 (2.0) | |
| Mounting plate thickness ga (mm) | | 11 (3.0) | 11 (3.0) | 11 (3.0) | 11 (3.0) | 11 (3.0) | |
| Model No. | 1 pc(s). | 1100.500 | 1130.500 | 1110.500 | 1213.500 | 1114.500 | |
| Weight lb (kg) | | 115 (52.0) | 123 (56.0) | 157 (71.0) | 187 (85.0) | 214 (97.0) | |
| Protection category IP to IEC 60 529 | | IP 55 | IP 55 | IP 55 | IP 55 | IP 55 | |
| Protection category NEMA | | NEMA 12 | NEMA 12 | NEMA 12 | NEMA 12 | NEMA 12 | |
| Product-specific scope of supply | | | | | | | |
| Door(s) | | 2 | 2 | 2 | 2 | 2 | |
| Door catch on right, may be swapped to the left | | - | - | - | - | - | |
| Flange (gland) plate, size | | 4 | 4 | 4 | 4 | 4 | |
| Flange (gland) plate, qty | | 2 | 2 | 2 | 2 | 2 | |
| Cam lock | | 2 | 2 | 2 | - | - | |
| 3-point locking system | | - | - | - | ■ | ■ | |
| Accessories | | | | | | | |
| Flange (Gland) Plates | | from page | from page | from page | from page | from page | 564 |
| Rails for Interior Fitting | 4 pc(s). | 2383.210 | 2383.300 | 2383.300 | 2383.300 | 2383.300 | 521 |
| Wall Mounting Bracket | 4 pc(s). | 2508.100 | 2508.100 | 2508.100 | 2508.100 | 2508.100 | 503 |
| Baying Kit | 1 set(s) | 1199.100 | 1199.100 | - | - | - | 466 |
| Door Stay | 5 pc(s). | 2519.000 | 2519.000 | 2519.000 | 2519.000 | 2519.000 | 497 |
| 180° Hinges | 2 pc(s). | 2449.000 | 2449.000 | 2449.000 | 2449.000 | 2449.000 | 492 |
| Support Strips | 20 pc(s). | 2325.000 | 2325.000 | 2325.000 | 2325.000 | 2325.000 | 494 |
| Transportation Eyebolts | 4 pc(s). | - | - | - | 2509.000 | 2509.000 | 502 |
| Ground Straps | | see page | see page | see page | see page | see page | 555 |
| LED System Light | | see page | see page | see page | see page | see page | 548 |
| Plastic Wiring Plan Pockets | | from page | from page | from page | from page | from page | 496 |
| Dust Guard Trim | 1 pc(s). | 2426.500 | 2426.500 | 2426.500 | 2426.500 | 2426.500 | 500 |
| Lock Systems | | from page | from page | from page | from page | from page | 478 |

Accessories



Rain Canopies

See page 499

Wall-Mounted Housing WM



System accessories Page 421 WM stainless steel Page 171 WM for isolator lock Page 50

Material:

- Housing: Carbon steel
- Door: Carbon steel, all-round foamed-in PU seal

Surface finish:

- Housing and door: Dipcoat-primed, powder-coated on the outside, textured paint
- Mounting plate: Zinc-plated

Color:

- RAL 7035

Single-door housing:

Protection category IP to IEC 60 529:

- IP 66

Protection category NEMA:

- NEMA 12, 3R, 4

Approvals:

- UL
- cUL

Double-door housing:

Protection category IP to IEC 60 529:

- IP 55

Protection category NEMA:

- NEMA 1, 12

Approvals:

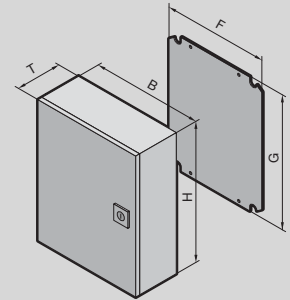
- UL
- cUL
- UL file#: E170282

Supply includes:

- Housing with hinged door(s), of all-round solid construction, door catch on the left on single-door housing
- Holes for wall mounting
- Mounting plate
- Lock: 1 slotted lock insert for a housing height up to 500 mm, 2 slotted lock inserts for a housing height up to 600 – 900 mm, 3-point locking system from housing height 1050 mm and for all double-door housing

Technical details:

Available on the Internet



Depth: 6" (150 mm), Height: 12 – 20" (300 – 500 mm)

| Height (H) inches (mm) | Packs of | 12 (300) | 16 (400) | 16 (400) | 16 (400) | 20 (500) | 20 (500) | Page |
|---------------------------------------|----------|-------------------|-------------------|-------------------|-------------------|-------------------|-------------------|------|
| Width (B) inches (mm) | | 12 (300) | 12 (300) | 16 (400) | 20 (500) | 16 (400) | 20 (500) | |
| Depth (T) inches (mm) | | 6 (150) | 6 (150) | 6 (150) | 6 (150) | 6 (150) | 6 (150) | |
| Mounting plate height (G) inches (mm) | | 11 (275) | 15 (375) | 15 (375) | 15 (375) | 19 (475) | 19 (475) | |
| Mounting plate width (F) inches (mm) | | 10 (254) | 10 (254) | 14 (354) | 18 (449) | 14 (354) | 18 (449) | |
| Material thickness, housing ga (mm) | | 16 (1.5) | 16 (1.5) | 16 (1.5) | 16 (1.5) | 16 (1.5) | 16 (1.5) | |
| Material thickness, door ga (mm) | | 16 (1.5) | 16 (1.5) | 16 (1.5) | 16 (1.5) | 16 (1.5) | 16 (1.5) | |
| Model No. | 1 pc(s). | 8017.528 | 8017.529 | 8017.530 | 8017.531 | 8017.532 | 8017.533 | |
| Model No. US | 1 pc(s). | WM121206NC | WM161206NC | WM161606NC | WM162006NC | WM201606NC | WM202006NC | |
| Door(s) | | 1 | 1 | 1 | 1 | 1 | 1 | |
| Weight lb (kg) | | 16 (7) | 20 (9) | 22 (10) | 27 (12) | 31 (14) | 37 (17) | |
| Accessories | | | | | | | | |
| Wall mounting bracket | 4 pc(s). | 2508.100 | 2508.100 | 2508.100 | 2508.100 | 2508.100 | 2508.100 | 503 |
| Plastic handles | 1 pc(s). | 2533.000 | 2533.000 | 2533.000 | 2533.000 | 2533.000 | 2533.000 | 487 |

Wall-Mounted Housing WM

Depth: 6 – 8" (150 – 210 mm), Height: 16 – 24" (400 – 600 mm)

| Height (H) inches (mm) | Packs of | 24 (600) | 24 (600) | 24 (600) | 16 (400) | 16 (400) | Page |
|---------------------------------------|----------|-------------------|-------------------|-------------------|-------------------|-------------------|------|
| Width (B) inches (mm) | | 16 (400) | 20 (500) | 24 (600) | 12 (300) | 16 (400) | |
| Depth (T) inches (mm) | | 6 (150) | 6 (150) | 6 (150) | 8 (210) | 8 (210) | |
| Mounting plate height (G) inches (mm) | | 22 (570) | 22 (570) | 22 (570) | 15 (375) | 15 (375) | |
| Mounting plate width (F) inches (mm) | | 14 (354) | 18 (449) | 22 (549) | 10 (254) | 14 (354) | |
| Material thickness, housing ga (mm) | | 16 (1.5) | 16 (1.5) | 16 (1.5) | 16 (1.5) | 16 (1.5) | |
| Material thickness, door ga (mm) | | 16 (1.5) | 16 (1.5) | 14 (2.0) | 16 (1.5) | 16 (1.5) | |
| Model No. | 1 pc(s). | 8017.534 | 8017.535 | 8017.536 | 1034.250 | 1244.250 | |
| Model No. US | 1 pc(s). | WM241606NC | WM242006NC | WM242406NC | WM161208NC | WM161608NC | |
| Door(s) | | 1 | 1 | 1 | 1 | 1 | |
| Weight lb (kg) | | 36 (16) | 42 (19) | 53 (24) | 20 (9) | 22 (10) | |

Accessories

| | | | | | | | |
|-----------------------|----------|----------|----------|----------|----------|----------|-----|
| Wall mounting bracket | 4 pc(s). | 2508.100 | 2508.100 | 2508.100 | 2508.100 | 2508.100 | 503 |
| Plastic handles | 1 pc(s). | 2533.000 | 2533.000 | 2533.000 | 2533.000 | 2533.000 | 487 |

Depth: 8" (210 mm), Height: 16 – 24" (400 – 600 mm)

| Height (H) inches (mm) | Packs of | 16 (400) | 20 (500) | 20 (500) | 20 (500) | 24 (600) | 24 (600) | Page |
|---------------------------------------|----------|-------------------|-------------------|-------------------|-------------------|-------------------|-------------------|------|
| Width (B) inches (mm) | | 20 (500) | 16 (400) | 20 (500) | 24 (600) | 16 (400) | 20 (500) | |
| Depth (T) inches (mm) | | 8 (210) | 8 (210) | 8 (210) | 8 (210) | 8 (210) | 8 (210) | |
| Mounting plate height (G) inches (mm) | | 15 (375) | 19 (475) | 19 (475) | 19 (475) | 22 (570) | 22 (570) | |
| Mounting plate width (F) inches (mm) | | 18 (449) | 14 (354) | 18 (449) | 22 (549) | 14 (354) | 18 (449) | |
| Material thickness, housing ga (mm) | | 16 (1.5) | 16 (1.5) | 16 (1.5) | 16 (1.5) | 16 (1.5) | 16 (1.5) | |
| Material thickness, door ga (mm) | | 16 (1.5) | 16 (1.5) | 16 (1.5) | 16 (1.5) | 16 (1.5) | 16 (1.5) | |
| Model No. | 1 pc(s). | 8017.541 | 1045.250 | 1050.250 | 8017.544 | 8017.545 | 8017.546 | |
| Model No. US | 1 pc(s). | WM162008NC | WM201608NC | WM202008NC | WM202408NC | WM241608NC | WM242008NC | |
| Door(s) | | 1 | 1 | 1 | 1 | 1 | 1 | |
| Weight lb (kg) | | 22 (10) | 29 (13) | 37 (17) | 46 (21) | 39 (18) | 46 (21) | |

Accessories

| | | | | | | | | |
|-----------------------|----------|----------|----------|----------|----------|----------|----------|-----|
| Wall mounting bracket | 4 pc(s). | 2508.100 | 2508.100 | 2508.100 | 2508.100 | 2508.100 | 2508.100 | 503 |
| Plastic handles | 1 pc(s). | 2533.000 | 2533.000 | 2533.000 | 2533.000 | 2533.000 | 2533.000 | 487 |

Depth: 8" (210 mm), Height: 24 – 30" (600 – 760 mm)

| Height (H) inches (mm) | Packs of | 24 (600) | 24 (600) | 24 (600) | 30 (760) | 30 (760) | 30 (760) | Page |
|---------------------------------------|----------|-------------------|-------------------|-------------------|-------------------|-------------------|-------------------|------|
| Width (B) inches (mm) | | 24 (600) | 30 (760) | 41 (1050) | 20 (500) | 24 (600) | 30 (760) | |
| Depth (T) inches (mm) | | 8 (210) | 8 (210) | 8 (210) | 8 (210) | 8 (210) | 8 (210) | |
| Mounting plate height (G) inches (mm) | | 22 (570) | 22 (570) | 22 (550) | 29 (730) | 29 (730) | 29 (730) | |
| Mounting plate width (F) inches (mm) | | 22 (549) | 28 (704) | 39 (1000) | 18 (449) | 22 (549) | 28 (704) | |
| Material thickness, housing ga (mm) | | 16 (1.5) | 16 (1.5) | 16 (1.5) | 16 (1.5) | 16 (1.5) | 16 (1.5) | |
| Material thickness, door ga (mm) | | 14 (2.0) | 14 (2.0) | 14 (2.0) | 14 (2.0) | 14 (2.0) | 14 (2.0) | |
| Model No. | 1 pc(s). | 1060.250 | 8017.549 | 8017.550 | 8017.551 | 1076.250 | 1077.250 | |
| Model No. US | 1 pc(s). | WM242408NC | WM243008NC | WM244208NC | WM302008NC | WM302408NC | WM303008NC | |
| Door(s) | | 1 | 1 | 2 | 1 | 1 | 1 | |
| Weight lb (kg) | | 51 (23) | 70 (32) | 110 (50) | 60 (27) | 68 (31) | 88 (40) | |

Accessories

| | | | | | | | | |
|-----------------------|----------|----------|----------|----------|----------|----------|----------|-----|
| Wall mounting bracket | 4 pc(s). | 2508.100 | 2508.100 | 2508.100 | 2508.100 | 2508.100 | 2508.100 | 503 |
| Plastic handles | 1 pc(s). | 2533.000 | 2533.000 | WMLHKL | 2533.000 | 2533.000 | 2533.000 | 487 |

Depth: 8" (210 mm), Height: 36 – 47" (900 – 1200 mm)

| Height (H) inches (mm) | Packs of | 35 (900) | 35 (900) | 35 (900) | 41 (1050) | 41 (1050) | 47 (1200) | Page |
|---------------------------------------|----------|-------------------|-------------------|-------------------|-------------------|-------------------|-------------------|------|
| Width (B) inches (mm) | | 24 (600) | 30 (760) | 35 (900) | 30 (760) | 35 (900) | 35 (900) | |
| Depth (T) inches (mm) | | 8 (210) | 8 (210) | 8 (210) | 8 (210) | 8 (210) | 8 (210) | |
| Mounting plate height (G) inches (mm) | | 34 (870) | 34 (870) | 34 (870) | 40 (1020) | 40 (1020) | 45 (1155) | |
| Mounting plate width (F) inches (mm) | | 22 (549) | 28 (704) | 33 (840) | 28 (704) | 33 (840) | 33 (840) | |
| Material thickness, housing ga (mm) | | 16 (1.5) | 14 (2.0) | 14 (2.0) | 14 (2.0) | 14 (2.0) | 14 (2.0) | |
| Material thickness, door ga (mm) | | 14 (2.0) | 14 (2.0) | 14 (2.0) | 14 (2.0) | 14 (2.0) | 14 (2.0) | |
| Model No. | 1 pc(s). | 8017.554 | 8017.555 | 8017.557 | 8017.558 | 8017.559 | 8017.560 | |
| Model No. US | 1 pc(s). | WM362408NC | WM363008NC | WM363608NC | WM423008NC | WM423608NC | WM483608NC | |
| Door(s) | | 1 | 1 | 1 | 1 | 1 | 1 | |
| Weight lb (kg) | | 91 (41) | 110 (50) | 134 (61) | 137 (63) | 157 (71) | 176 (80) | |

Accessories

| | | | | | | | | |
|-----------------------|----------|----------|----------|----------|----------|----------|----------|-----|
| Wall mounting bracket | 4 pc(s). | 2508.100 | 2508.100 | 2508.100 | 2508.100 | 2508.100 | 2508.100 | 503 |
| Plastic handles | 1 pc(s). | 2533.000 | 2533.000 | 2533.000 | - | - | - | 487 |
| L-handle | 1 pc(s). | - | - | - | 8015.168 | 8015.168 | 8015.168 | 487 |

Wall-Mounted Housing WM

Depth: 10" (250 mm), Height: 20 – 30" (500 – 760 mm)

| Height (H) inches (mm) | Packs of | 20 (500) | 24 (600) | 24 (600) | 30 (760) | 30 (760) | 30 (760) | Page |
|---------------------------------------|----------|-------------------|-------------------|-------------------|-------------------|-------------------|-------------------|------|
| Width (B) inches (mm) | | 20 (500) | 20 (500) | 24 (600) | 24 (600) | 30 (760) | 41 (1050) | |
| Depth (T) inches (mm) | | 10 (250) | 10 (250) | 10 (250) | 10 (250) | 10 (250) | 10 (250) | |
| Mounting plate height (G) inches (mm) | | 19 (475) | 22 (570) | 22 (570) | 29 (730) | 29 (730) | 28 (710) | |
| Mounting plate width (F) inches (mm) | | 18 (449) | 18 (449) | 22 (549) | 22 (549) | 28 (704) | 39 (1000) | |
| Material thickness, housing ga (mm) | | 16 (1.5) | 16 (1.5) | 16 (1.5) | 16 (1.5) | 16 (1.5) | 14 (2.0) | |
| Material thickness, door ga (mm) | | 16 (1.5) | 16 (1.5) | 14 (2.0) | 14 (2.0) | 14 (2.0) | 14 (2.0) | |
| Model No. | 1 pc(s). | 8018.963 | 8017.561 | 8017.562 | 8017.563 | 8018.902 | 8017.564 | |
| Model No. US | 1 pc(s). | WM202010NC | WM242010NC | WM242410NC | WM302410NC | WM303010NC | WM304210NC | |
| Door(s) | | 1 | 1 | 1 | 1 | 1 | 2 | |
| Weight lb (kg) | | 45 (20) | 48 (22) | 51 (23) | 75 (34) | 88 (40) | 154 (70) | |
| Accessories | | | | | | | | |
| Wall mounting bracket | 4 pc(s). | 2508.100 | 2508.100 | 2508.100 | 2508.100 | 2508.100 | 2508.100 | 503 |
| Plastic handles | 1 pc(s). | 2533.000 | 2533.000 | 2533.000 | 2533.000 | 2533.000 | – | 487 |
| L-handle | 1 pc(s). | 8015.168 | 8015.168 | 8015.168 | 8015.168 | 8015.168 | 8015.168 | 487 |

Depth: 10" (250 mm), Height: 30 – 60" (760 – 1500 mm)

| Height (H) inches (mm) | Packs of | 30 (760) | 35 (900) | 35 (900) | 41 (1050) | 47 (1200) | 59 (1500) | Page |
|---------------------------------------|----------|-------------------|-------------------|-------------------|-------------------|-------------------|-------------------|------|
| Width (B) inches (mm) | | 47 (1200) | 24 (600) | 30 (760) | 35 (900) | 35 (900) | 35 (900) | |
| Depth (T) inches (mm) | | 10 (250) | 10 (250) | 10 (250) | 10 (250) | 10 (250) | 10 (250) | |
| Mounting plate height (G) inches (mm) | | 28 (710) | 34 (870) | 34 (870) | 40 (1020) | 45 (1155) | 57 (1455) | |
| Mounting plate width (F) inches (mm) | | 45 (1150) | 22 (549) | 28 (704) | 33 (840) | 33 (840) | 33 (840) | |
| Material thickness, housing ga (mm) | | 14 (2.0) | 16 (1.5) | 14 (2.0) | 14 (2.0) | 14 (2.0) | 14 (2.0) | |
| Material thickness, door ga (mm) | | 14 (2.0) | 14 (2.0) | 14 (2.0) | 14 (2.0) | 14 (2.0) | 14 (2.0) | |
| Model No. | 1 pc(s). | 8017.565 | 8017.566 | 8017.567 | 8017.569 | 8017.570 | 8017.571 | |
| Model No. US | 1 pc(s). | WM304810NC | WM362410NC | WM363010NC | WM423610NC | WM483610NC | WM603610NC | |
| Door(s) | | 2 | 1 | 1 | 1 | 1 | 1 | |
| Weight lb (kg) | | 138 (63) | 85 (38) | 116 (53) | 162 (74) | 178 (81) | 189 (86) | |
| Accessories | | | | | | | | |
| Wall mounting bracket | 4 pc(s). | 2508.100 | 2508.100 | 2508.100 | 2508.100 | 2508.100 | 2508.100 | 503 |
| Plastic handles | 1 pc(s). | – | 2533.000 | 2533.000 | – | – | – | 487 |
| L-handle | 1 pc(s). | 8015.168 | 8015.168 | 8015.168 | 8015.168 | 8015.168 | 8015.168 | 487 |

Depth: 12" (300 mm), Height: 20 – 35" (500 – 900 mm)

| Height (H) inches (mm) | Packs of | 20 (500) | 24 (600) | 24 (600) | 30 (760) | 30 (760) | 35 (900) | Page |
|---------------------------------------|----------|-------------------|-------------------|-------------------|-------------------|-------------------|-------------------|------|
| Width (B) inches (mm) | | 20 (500) | 20 (500) | 24 (600) | 24 (600) | 30 (760) | 24 (600) | |
| Depth (T) inches (mm) | | 12 (300) | 12 (300) | 12 (300) | 12 (300) | 12 (300) | 12 (300) | |
| Mounting plate height (G) inches (mm) | | 19 (470) | 22 (570) | 22 (570) | 29 (730) | 29 (730) | 34 (870) | |
| Mounting plate width (F) inches (mm) | | 18 (449) | 18 (449) | 22 (549) | 22 (549) | 28 (704) | 22 (549) | |
| Material thickness, housing ga (mm) | | 16 (1.5) | 16 (1.5) | 16 (1.5) | 16 (1.5) | 16 (1.5) | 16 (1.5) | |
| Material thickness, door ga (mm) | | 16 (1.5) | 16 (1.5) | 14 (2.0) | 14 (2.0) | 14 (2.0) | 14 (2.0) | |
| Model No. | 1 pc(s). | 1350.250 | 8017.574 | 8017.575 | 8017.576 | 1073.250 | 8017.578 | |
| Model No. US | 1 pc(s). | WM202012NC | WM242012NC | WM242412NC | WM302412NC | WM303012NC | WM362412NC | |
| Door(s) | | 1 | 1 | 1 | 1 | 1 | 1 | |
| Weight lb (kg) | | 45 (20) | 51 (23) | 63 (28) | 77 (35) | 93 (42) | 88 (40) | |
| Accessories | | | | | | | | |
| Wall mounting bracket | 4 pc(s). | 2508.100 | 2508.100 | 2508.100 | 2508.100 | 2508.100 | 2508.100 | 503 |
| Plastic handles | 1 pc(s). | 2533.000 | 2533.000 | 2533.000 | 2533.000 | 2533.000 | 2533.000 | 487 |
| L-handle | 1 pc(s). | 8015.168 | 8015.168 | 8015.168 | 8015.168 | 8015.168 | 8015.168 | 487 |

Depth: 12" (300 mm), Height: 35" (900 mm)

| Height (H) inches (mm) | Packs of | 35 (900) | 35 (900) | 35 (900) | 35 (900) | 35 (900) | Page |
|---------------------------------------|----------|-------------------|-------------------|-------------------|-------------------|-------------------|------|
| Width (B) inches (mm) | | 30 (760) | 35 (900) | 41 (1050) | 47 (1200) | 59 (1500) | |
| Depth (T) inches (mm) | | 12 (300) | 12 (300) | 12 (300) | 12 (300) | 12 (300) | |
| Mounting plate height (G) inches (mm) | | 34 (870) | 34 (870) | 33 (850) | 33 (850) | 33 (850) | |
| Mounting plate width (F) inches (mm) | | 28 (704) | 33 (840) | 39 (1000) | 45 (1150) | 57 (1450) | |
| Material thickness, housing ga (mm) | | 14 (2.0) | 14 (2.0) | 14 (2.0) | 14 (2.0) | 14 (2.0) | |
| Material thickness, door ga (mm) | | 14 (2.0) | 14 (2.0) | 14 (2.0) | 14 (2.0) | 14 (2.0) | |
| Model No. | 1 pc(s). | 8017.579 | 8017.581 | 8017.582 | 8017.583 | 8017.584 | |
| Model No. US | 1 pc(s). | WM363012NC | WM363612NC | WM364212NC | WM364812NC | WM366012NC | |
| Door(s) | | 1 | 1 | 2 | 2 | 2 | |
| Weight lb (kg) | | 120 (55) | 140 (64) | 167 (76) | 186 (85) | 226 (103) | |
| Accessories | | | | | | | |
| Wall mounting bracket | 4 pc(s). | 2508.100 | 2508.100 | 2508.100 | 2508.100 | 2508.100 | 503 |
| Plastic handles | 1 pc(s). | 2533.000 | 2533.000 | – | – | – | 487 |
| L-handle | 1 pc(s). | 8015.168 | 8015.168 | 8015.168 | 8015.168 | 8015.168 | 487 |

Wall-Mounted Housing WM

Depth: 12" (300 mm), Height: 41 – 59" (1050 – 1500 mm)

| | | | | | | | |
|---------------------------------------|----------|-------------------|-------------------|-------------------|-------------------|-------------------|------|
| Height (H) inches (mm) | Packs of | 41 (1050) | 41 (1050) | 47 (1200) | 47 (1200) | 59 (1500) | Page |
| Width (B) inches (mm) | | 35 (900) | 59 (1500) | 35 (900) | 47 (1200) | 35 (900) | |
| Depth (T) inches (mm) | | 12 (300) | 12 (300) | 12 (300) | 12 (300) | 12 (300) | |
| Mounting plate height (G) inches (mm) | | 40 (1020) | 39 (1000) | 45 (1155) | 45 (1150) | 57 (1455) | |
| Mounting plate width (F) inches (mm) | | 33 (840) | 57 (1450) | 33 (840) | 45 (1150) | 33 (840) | |
| Material thickness, housing ga (mm) | | 14 (2.0) | 14 (2.0) | 14 (2.0) | 14 (2.0) | 14 (2.0) | |
| Material thickness, door ga (mm) | | 14 (2.0) | 14 (2.0) | 14 (2.0) | 14 (2.0) | 14 (2.0) | |
| Model No. | 1 pc(s). | 8017.586 | 8017.587 | 8017.588 | 8017.590 | 8017.591 | |
| Model No. US | 1 pc(s). | WM423612NC | WM426012NC | WM483612NC | WM484812NC | WM603612NC | |
| Door(s) | | 1 | 2 | 1 | 2 | 1 | |
| Weight lb (kg) | | 169 (77) | 259 (118) | 180 (82) | 204 (93) | 200 (91) | |
| Accessories | | | | | | | |
| Wall mounting bracket | 4 pc(s). | 2508.100 | 2508.100 | 2508.100 | 2508.100 | 2508.100 | 503 |
| L-handle | 1 pc(s). | 8015.168 | 8015.168 | 8015.168 | 8015.168 | 8015.168 | 487 |

Depth: 16 – 20" (400 – 500 mm), Height: 35 – 59" (900 – 1500 mm)

| | | | | | | |
|---------------------------------------|----------|-------------------|-------------------|-------------------|-------------------|------|
| Height (H) inches (mm) | Packs of | 35 (900) | 47 (1200) | 59 (1500) | 47 (1200) | Page |
| Width (B) inches (mm) | | 30 (760) | 35 (900) | 35 (900) | 35 (900) | |
| Depth (T) inches (mm) | | 16 (400) | 16 (400) | 16 (400) | 20 (500) | |
| Mounting plate height (G) inches (mm) | | 34 (870) | 45 (1155) | 57 (1450) | 45 (1155) | |
| Mounting plate width (F) inches (mm) | | 28 (704) | 33 (840) | 33 (840) | 33 (840) | |
| Material thickness, housing ga (mm) | | 14 (2.0) | 14 (2.0) | 14 (2.0) | 14 (2.0) | |
| Material thickness, door ga (mm) | | 14 (2.0) | 14 (2.0) | 14 (2.0) | 14 (2.0) | |
| Model No. | 1 pc(s). | 8017.594 | 8017.595 | 8017.597 | 8017.599 | |
| Model No. US | 1 pc(s). | WM363016NC | WM483616NC | WM603616NC | WM483620NC | |
| Door(s) | | 1 | 1 | 1 | 1 | |
| Weight lb (kg) | | 134 (61) | 204 (93) | 248 (112) | 220 (100) | |
| Accessories | | | | | | |
| Wall mounting bracket | 4 pc(s). | 2508.100 | 2508.100 | 2508.100 | 2508.100 | 503 |
| Plastic handles | 1 pc(s). | 2533.000 | – | – | – | 487 |
| L-handle | 1 pc(s). | 8015.168 | 8015.168 | 8015.168 | 8015.168 | 487 |



Wall-Mounted Housing WM



System accessories Page 421 WM stainless steel, for isolator lock Page 173

Material:

- Housing: Carbon steel
- Door: Carbon steel, all-round foamed-in PU seal
- Mounting plate: Carbon steel

Surface finish:

- Housing and door: Dipcoat-primed, powder-coated on the outside, textured paint
- Mounting plate: Zinc-plated

Color:

- RAL 7035

Protection category IP to IEC 60 529:

- IP 66

Protection category NEMA:

- NEMA 12, 3R, 4

Approvals:

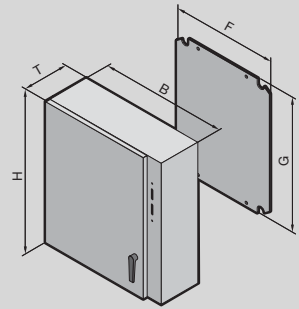
- UL
- cUL
- UL file#: E170282

Supply includes:

- Housing with hinged door(s), of all-round solid construction, door catch on the left on single-door housing
- Universal disconnect cutout
- Holes for wall mounting
- Mounting plate
- 2 or 3-point latching L-handle

Technical details:

Available on the Internet



For Isolator Lock

| Height (H) inches (mm) | Packs of | 24 (600) | 35 (900) | 35 (900) | 41 (1050) | Page |
|---------------------------------------|----------|-------------------|-------------------|-------------------|-------------------|------|
| Width (B) inches (mm) | | 26 (650) | 32 (825) | 32 (825) | 32 (825) | |
| Depth (T) inches (mm) | | 8 (210) | 10 (250) | 12 (300) | 12 (300) | |
| Mounting plate height (G) inches (mm) | | 22 (570) | 34 (870) | 34 (870) | 40 (1020) | |
| Mounting plate width (F) inches (mm) | | 22 (549) | 28 (704) | 28 (704) | 29 (730) | |
| Material thickness, housing ga (mm) | | 16 (1.5) | 14 (2.0) | 14 (2.0) | 14 (2.0) | |
| Material thickness, door ga (mm) | | 14 (2.0) | 14 (2.0) | 14 (2.0) | 14 (2.0) | |
| Mounting plate thickness ga (mm) | | 12 (2.5) | 11 (3) | 11 (3) | 11 (3) | |
| Model No. | | 8017.548 | 8017.568 | 8017.580 | 8017.585 | |
| Model No. US | 1 pc(s). | WM242608XC | WM363210XC | WM363212XC | WM423212XC | |
| Locking points | | 2 | 2 | 2 | 3 | |
| Weight lb (kg) | | 59 (27) | 132 (60) | 139 (63) | 163 (74) | |
| Accessories | | | | | | |
| Wall mounting bracket | 4 pc(s). | 2508.100 | 2508.100 | 2508.100 | 2508.100 | 503 |
| L-handle | 1 pc(s). | 8015.168 | 8015.168 | 8015.168 | 8015.168 | 487 |

Wall-Mounted Housing WM

For Isolator Lock

| | | | | | | |
|---------------------------------------|----------|-------------------|-------------------|-------------------|-------------------|------|
| Height (H) inches (mm) | Packs of | 47 (1200) | 59 (1500) | 47 (1200) | 59 (1500) | Page |
| Width (B) inches (mm) | | 38 (975) | 38 (975) | 38 (975) | 38 (975) | |
| Depth (T) inches (mm) | | 12 (300) | 12 (300) | 16 (400) | 16 (400) | |
| Mounting plate height (G) inches (mm) | | 45 (1155) | 57 (1455) | 45 (1155) | 57 (1455) | |
| Mounting plate width (F) inches (mm) | | 33 (840) | 33 (840) | 33 (840) | 33 (840) | |
| Material thickness, housing ga (mm) | | 14 (2.0) | 14 (2.0) | 14 (2.0) | 14 (2.0) | |
| Material thickness, door ga (mm) | | 14 (2.0) | 14 (2.0) | 14 (2.0) | 14 (2.0) | |
| Mounting plate thickness ga (mm) | | 11 (3) | 11 (3) | 11 (3) | 11 (3) | |
| Model No. | 1 pc(s). | 8017.589 | 8017.592 | 8017.596 | 8018.981 | |
| Model No. US | 1 pc(s). | WM483812XC | WM603812XC | WM483816XC | WM603816XC | |
| Locking points | | 3 | 3 | 3 | 3 | |
| Weight lb (kg) | | 196 (89) | 235 (107) | 211 (96) | 266 (121) | |
| Accessories | | | | | | |
| Wall mounting bracket | 4 pc(s). | 2508.100 | 2508.100 | 2508.100 | 2508.100 | 503 |
| L-handle | 1 pc(s). | 8015.168 | 8015.168 | 8015.168 | 8015.168 | 487 |



Compact System Enclosures CM



System accessories Page 421 **System lights** Page 545 **Cable duct** Page 573 **Climate control** Page 233

Material:

- Housing: Carbon steel 1.5 mm
- Door: Carbon steel, 2.0 mm, all-round foamed-in PU seal
- Mounting plate: Carbon steel 3.0 mm

Surface finish:

- Housing and door: Dipcoat-primed, powder-coated on the outside, textured paint
- Mounting plate: Zinc-plated

Color:

- RAL 7035

Protection category IP to IEC 60 529:

- IP 55 with selection of the appropriate base plate or trim panel

Protection category NEMA:

- NEMA 12 with selection of the appropriate base plate or trim panel

Supply includes:


- Housing with hinged door(s)
- 3-point locking system with double-bit insert
- Mounting plate
- Open base for individual cable entry

Approvals:

- UL
- CSA
- TÜV
- Lloyd's Register of Shipping

Technical details:

Available on the Internet



Width 24 – 32" (600 – 800 mm)

| Height (H) inches (mm) | Packs of | 32 (800) | 39 (1000) | 47 (1200) | 39 (1000) | 47 (1200) | Page |
|---|----------|-----------------|-----------------|-----------------|-----------------|-----------------|------|
| Width (B) inches (mm) | | 24 (600) | 24 (600) | 24 (600) | 32 (800) | 32 (800) | |
| Depth (T) inches (mm) | | 16 (400) | 16 (400) | 16 (400) | 16 (400) | 16 (400) | |
| Mounting plate width (F) inches (mm) | | 21 (540) | 21 (540) | 21 (540) | 29 (740) | 29 (740) | |
| Mounting plate height (G) inches (mm) | | 30 (755) | 38 (955) | 45 (1155) | 38 (955) | 45 (1155) | |
| Model No. | 1 pc(s). | 5110.500 | 5111.500 | 5113.500 | 5115.500 | 5117.500 | |
| Weight lb (kg) | | 86 (39.0) | 108 (49.0) | 123 (56.0) | 134 (61.0) | 157 (71.0) | |
| Door(s) | | 1 | 1 | 1 | 1 | 1 | |
| Door catch on right, may be swapped to the left | | ■ | ■ | ■ | ■ | ■ | |

Accessories

| Accessories | | from page | from page | from page | from page | from page | Page |
|---|-----------|-----------|-----------|-----------|-----------|-----------|------|
| Base/Plinth | | from page | from page | from page | from page | from page | 424 |
| Trim Panel | 1 pc(s). | 5001.130 | 5001.130 | 5001.130 | 5001.140 | 5001.140 | 114 |
| Base Plates | | see page | see page | see page | see page | see page | 440 |
| Rails for Interior Fitting, for Height | 4 pc(s). | 5001.051 | 5001.052 | 5001.053 | 5001.052 | 5001.053 | 521 |
| Rails for Interior Fitting, for Width | 4 pc(s). | 5001.050 | 5001.050 | 5001.050 | 5001.051 | 5001.051 | 521 |
| TS System Chassis 17 x 73 mm, for Depth | 4 pc(s). | 8612.140 | 8612.140 | 8612.140 | 8612.140 | 8612.140 | 522 |
| TS System Chassis 17 x 73 mm, for Width | 4 pc(s). | 8612.060 | 8612.060 | 8612.060 | 8612.080 | 8612.080 | 522 |
| Base Configuration Rail | 2 pc(s). | 5001.370 | 5001.370 | 5001.370 | 5001.370 | 5001.370 | 524 |
| Support Strips | 20 pc(s). | 4596.000 | 4596.000 | 4596.000 | 4598.000 | 4598.000 | 494 |
| Cable Clamp Rails | 1 pc(s). | 5001.080 | 5001.080 | 5001.080 | 5001.081 | 5001.081 | 574 |
| Wiring Plan Pockets, Carbon Steel | 1 pc(s). | 4116.500 | 4116.500 | 4116.500 | 4118.500 | 4118.500 | 497 |
| Rain Canopies, Carbon Steel | 1 pc(s). | 5001.310 | 5001.310 | 5001.310 | 5001.330 | 5001.330 | 499 |
| Rail Systems | | from page | from page | from page | from page | from page | 521 |
| Lock Systems | | from page | from page | from page | from page | from page | 478 |

Rittal – The System.

Faster – better – everywhere.

- Enclosures
- Power Distribution
- Climate Control
- IT Infrastructure
- Software & Services

Rittal Corporation
Woodfield Corporate Center · 425 North Martingale Road, Suite 400
Schaumburg, Illinois 60173 USA
Phone: 937 399 0500 · Fax: 937 390 5599 · Toll-free: 800-477-4000
E-mail: rittal@rittal.us · www.rittal.us

Rittal Systems Ltd.
6485 Ordan Drive · Mississauga Ontario L5T 1X2 · Canada
Phone: 905-795-0777 · Fax: 905-795-9548 · Toll-free: 800-399-0748
E-mail: marketing@rittal.ca · www.rittal.ca

12.2014 / EG44

ENCLOSURES

POWER DISTRIBUTION

CLIMATE CONTROL

IT INFRASTRUCTURE

SOFTWARE & SERVICES



FRIEDHELM LOH GROUP