

# Rittal – The System.

Faster – better – everywhere.

## ► Catalog 34 2015/2016 North American Edition



ENCLOSURES

POWER DISTRIBUTION

CLIMATE CONTROL

IT INFRASTRUCTURE

SOFTWARE & SERVICES



FRIEDHELM LOH GROUP

# Compact Enclosures AE

<b>Height (H)</b> inches (mm)	Packs of	12 (300)	15 (380)	24 (600)	24 (600)	20 (500)	32 (800)	Page
<b>Width (B)</b> inches (mm)		15 (380)	15 (380)	15 (380)	15 (380)	16 (400)	16 (400)	
<b>Depth (T)</b> inches (mm)		8 (210)	8 (210)	8 (210)	14 (350)	8 (210)	12 (300)	
Mounting plate width (F) inches (mm)		13 (334)	13 (334)	13 (334)	13 (334)	14 (354)	14 (349)	
Mounting plate height (G) inches (mm)		11 (275)	14 (355)	22 (570)	22 (570)	19 (475)	30 (770)	
Material thickness, housing ga (mm)		17 (1.38)	17 (1.38)	17 (1.38)	16 (1.5)	17 (1.38)	16 (1.5)	
Material thickness, door ga (mm)		16 (1.5)	16 (1.5)	16 (1.5)	16 (1.5)	16 (1.5)	14 (2.0)	
Mounting plate thickness ga (mm)		14 (2.0)	14 (2.0)	12 (2.5)	12 (2.5)	14 (2.0)	11 (3.0)	
<b>Model No.</b>	1 pc(s).	<b>1031.500</b>	<b>1380.500</b>	<b>1038.500</b>	<b>1338.500</b>	<b>1045.500</b>	<b>1037.500</b>	
Weight lb (kg)		17 (7.5)	22 (9.8)	34 (15.6)	43 (19.4)	29 (13.0)	58 (26.2)	
Protection category IP to IEC 60 529		IP 66	IP 66	IP 66	IP 66	IP 66	IP 66	
Protection category NEMA		NEMA 4	NEMA 4	NEMA 4	NEMA 4	NEMA 4	NEMA 4	

## Product-specific scope of supply

Door(s)		1	1	1	1	1	1	
Door catch on right, may be swapped to the left		■	■	■	■	■	■	
Flange (gland) plate, size		3	3	3	4	4	4	
Flange (gland) plate, qty		1	1	1	1	1	1	
Cam lock		1	1	2	2	2	2	

## Accessories

Flange (Gland) Plates		from page	from page	from page	from page	from page	from page	564
Rails for Interior Fitting	4 pc(s).	2383.210	2383.210	2383.210	2383.350	2383.210	2383.300	521
Wall Mounting Bracket	4 pc(s).	2508.100	2508.100	2508.100	2508.100	2508.100	2508.100	503
Baying Kit	1 set(s)	1199.100	1199.100	1199.100	1199.100	1199.100	1199.100	466
Door Stay	5 pc(s).	2519.000	2519.000	2519.000	2519.000	2519.000	2519.000	497
180° Hinges	2 pc(s).	2449.000	2449.000	2449.000	2449.000	2449.000	2449.000	492
Ground Straps		see page	see page	see page	see page	see page	see page	555
LED System Light		see page	see page	see page	see page	see page	see page	548
Plastic Wiring Plan Pockets		from page	from page	from page	from page	from page	from page	496
Dust Guard Trim	1 pc(s).	2426.500	2426.500	2426.500	2426.500	2426.500	2426.500	500
Lock Systems		from page	from page	from page	from page	from page	from page	478

<b>Height (H)</b> inches (mm)	Packs of	20 (500)	20 (500)	28 (700)	15 (380)	15 (380)	24 (600)	Page
<b>Width (B)</b> inches (mm)		20 (500)	20 (500)	20 (500)	24 (600)	24 (600)	24 (600)	
<b>Depth (T)</b> inches (mm)		8 (210)	12 (300)	10 (250)	8 (210)	14 (350)	8 (210)	
Mounting plate width (F) inches (mm)		18 (449)	18 (449)	18 (449)	22 (549)	22 (549)	22 (549)	
Mounting plate height (G) inches (mm)		19 (470)	19 (470)	26 (670)	14 (355)	14 (355)	22 (570)	
Material thickness, housing ga (mm)		17 (1.38)	16 (1.5)	16 (1.5)	17 (1.38)	16 (1.5)	17 (1.38)	
Material thickness, door ga (mm)		15 (1.75)	15 (1.75)	14 (2.0)	16 (1.5)	16 (1.5)	15 (1.75)	
Mounting plate thickness ga (mm)		12 (2.5)	12 (2.5)	12 (2.5)	12 (2.5)	12 (2.5)	12 (2.5)	
<b>Model No.</b>	1 pc(s).	<b>1050.500</b>	<b>1350.500</b>	<b>1057.500</b>	<b>1039.500</b>	<b>1339.500</b>	<b>1060.500</b>	
Weight lb (kg)		37 (16.8)	43 (19.6)	69 (31.2)	34 (15.4)	44 (20.0)	50 (22.8)	
Protection category IP to IEC 60 529		IP 66	IP 66	IP 66	IP 66	IP 66	IP 66	
Protection category NEMA		NEMA 4	NEMA 4	NEMA 4	NEMA 4	NEMA 4	NEMA 4	

## Product-specific scope of supply

Door(s)		1	1	1	1	1	1	
Door catch on right, may be swapped to the left		■	■	■	■	■	■	
Flange (gland) plate, size		4	4	4	5	5	5	
Flange (gland) plate, qty		1	1	1	1	1	1	
Cam lock		2	2	2	1	1	2	

## Accessories

Flange (Gland) Plates		from page	from page	from page	from page	from page	from page	564
Rails for Interior Fitting	4 pc(s).	2383.210	2383.300	2383.250	2383.210	2383.350	2383.210	521
Wall Mounting Bracket	4 pc(s).	2508.100	2508.100	2508.100	2508.100	2508.100	2508.100	503
Baying Kit	1 set(s)	1199.100	1199.100	1199.100	1199.100	1199.100	1199.100	466
Door Stay	5 pc(s).	2519.000	2519.000	2519.000	2519.000	2519.000	2519.000	497
180° Hinges	2 pc(s).	2449.000	2449.000	2449.000	2449.000	2449.000	2449.000	492
Support Strips	20 pc(s).	2325.000	2325.000	2325.000	2326.000	2326.000	2326.000	494
Ground Straps		see page	see page	see page	see page	see page	see page	555
LED System Light		see page	see page	see page	see page	see page	see page	548
Plastic Wiring Plan Pockets		from page	from page	from page	from page	from page	from page	496
Dust Guard Trim	1 pc(s).	2426.500	2426.500	2426.500	2426.500	2426.500	2426.500	500
Lock Systems		from page	from page	from page	from page	from page	from page	478

# Compact Enclosures AE


Height (H) inches (mm)	Packs of	24 (600)	24 (600)	30 (760)	30 (760)	32 (800)	39 (1000)	Page
Width (B) inches (mm)		24 (600)	24 (600)	24 (600)	24 (600)	24 (600)	24 (600)	
Depth (T) inches (mm)		10 (250)	14 (350)	8 (210)	14 (350)	10 (250)	10 (250)	
Mounting plate width (F) inches (mm)		22 (549)	22 (549)	22 (549)	22 (549)	22 (549)	21 (539)	
Mounting plate height (G) inches (mm)		22 (570)	22 (570)	29 (730)	29 (730)	30 (770)	38 (955)	
Material thickness, housing ga (mm)		16 (1.5)	16 (1.5)	17 (1.38)	16 (1.5)	16 (1.5)	16 (1.5)	
Material thickness, door ga (mm)		15 (1.75)	15 (1.75)	14 (2.0)	14 (2.0)	14 (2.0)	14 (2.0)	
Mounting plate thickness ga (mm)		12 (2.5)	12 (2.5)	11 (3.0)	11 (3.0)	11 (3.0)	11 (3.0)	
<b>Model No.</b>	1 pc(s).	<b>1054.500</b>	<b>1360.500</b>	<b>1076.500</b>	<b>1376.500</b>	<b>1058.500</b>	<b>1090.500</b>	
Weight lb (kg)		55 (24.8)	63 (28.4)	71 (32.1)	79 (36.0)	74 (33.6)	111 (50.5)	
Protection category IP to IEC 60 529		IP 66	IP 66	IP 66	IP 66	IP 66	IP 66	
Protection category NEMA		NEMA 4	NEMA 4	NEMA 4	NEMA 4	NEMA 4	NEMA 4	
<b>Product-specific scope of supply</b>								
Door(s)		1	1	1	1	1	1	
Door catch on right, may be swapped to the left		■	■	■	■	■	■	
Flange (gland) plate, size		5	5	5	5	5	5	
Flange (gland) plate, qty		1	1	1	1	1	1	
Cam lock		2	2	2	2	2	2	
<b>Accessories</b>								
Flange (Gland) Plates		from page	from page	from page	from page	from page	from page	564
Rails for Interior Fitting	4 pc(s).	2383.250	2383.350	2383.210	2383.350	2383.250	2383.250	521
Wall Mounting Bracket	4 pc(s).	2508.100	2508.100	2508.100	2508.100	2508.100	2508.100	503
Baying Kit	1 set(s)	1199.100	1199.100	1199.100	1199.100	1199.100	–	466
Door Stay	5 pc(s).	2519.000	2519.000	2519.000	2519.000	2519.000	2519.000	497
180° Hinges	2 pc(s).	2449.000	2449.000	2449.000	2449.000	2449.000	2449.000	492
Support Strips	20 pc(s).	2326.000	2326.000	2326.000	2326.000	2326.000	2326.000	494
Ground Straps		see page	see page	see page	see page	see page	see page	555
LED System Light		see page	see page	see page	see page	see page	see page	548
Plastic Wiring Plan Pockets		from page	from page	from page	from page	from page	from page	496
Dust Guard Trim	1 pc(s).	2426.500	2426.500	2426.500	2426.500	2426.500	2426.500	500
Lock Systems		from page	from page	from page	from page	from page	from page	478

Height (H) inches (mm)	Packs of	47 (1200)	30 (760)	30 (760)	24 (600)	39 (1000)	47 (1200)	Page
Width (B) inches (mm)		24 (600)	30 (760)	30 (760)	32 (800)	32 (800)	32 (800)	
Depth (T) inches (mm)		12 (300)	8 (210)	12 (300)	12 (300)	12 (300)	12 (300)	
Mounting plate width (F) inches (mm)		21 (540)	28 (704)	28 (704)	29 (749)	29 (739)	29 (740)	
Mounting plate height (G) inches (mm)		45 (1155)	29 (730)	29 (730)	22 (570)	38 (955)	45 (1155)	
Material thickness, housing ga (mm)		16 (1.5)	16 (1.5)	16 (1.5)	16 (1.5)	16 (1.5)	16 (1.5)	
Material thickness, door ga (mm)		14 (2.0)	14 (2.0)	14 (2.0)	14 (2.0)	14 (2.0)	14 (2.0)	
Mounting plate thickness ga (mm)		11 (3.0)	11 (3.0)	11 (3.0)	12 (2.5)	11 (3.0)	11 (3.0)	
<b>Model No.</b>	1 pc(s).	<b>1260.500</b>	<b>1077.500</b>	<b>1073.500</b>	<b>1055.500</b>	<b>1180.500</b>	<b>1280.500</b>	
Weight lb (kg)		121 (55.0)	88 (40.0)	98 (44.5)	75 (33.9)	126 (57.0)	154 (70.0)	
Protection category IP to IEC 60 529		IP 66	IP 66	IP 66	IP 66	IP 66	IP 66	
Protection category NEMA		NEMA 4	NEMA 4	NEMA 4	NEMA 4	NEMA 4	NEMA 4	
<b>Product-specific scope of supply</b>								
Door(s)		1	1	1	1	1	1	
Door catch on right, may be swapped to the left		■	■	■	■	■	■	
Flange (gland) plate, size		5	5	5	5	5	5	
Flange (gland) plate, qty		1	1	1	1	1	1	
Cam lock		–	2	2	2	2	–	
3-point locking system		■	–	–	–	–	■	
<b>Accessories</b>								
Flange (Gland) Plates		from page	from page	from page	from page	from page	from page	564
Rails for Interior Fitting	4 pc(s).	2383.300	2383.210	2383.300	2383.300	2383.300	2383.300	521
Wall Mounting Bracket	4 pc(s).	2508.100	2508.100	2508.100	2508.100	2508.100	2508.100	503
Baying Kit	1 set(s)	–	1199.100	1199.100	1199.100	–	–	466
Door Stay	5 pc(s).	2519.000	2519.000	2519.000	2519.000	2519.000	2519.000	497
180° Hinges	2 pc(s).	2449.000	2449.000	2449.000	2449.000	2449.000	2449.000	492
Support Strips	20 pc(s).	2326.000	2327.000	2327.000	2328.000	2328.000	2328.000	494
Transportation Eyebolts	4 pc(s).	2509.000	–	–	–	–	2509.000	502
Ground Straps		see page	see page	see page	see page	see page	see page	555
LED System Light		see page	see page	see page	see page	see page	see page	548
Plastic Wiring Plan Pockets		from page	from page	from page	from page	from page	from page	496
Dust Guard Trim	1 pc(s).	2426.500	2426.500	2426.500	2426.500	2426.500	2426.500	500
Lock Systems		from page	from page	from page	from page	from page	from page	478

# Compact Enclosures AE

<b>Height (H)</b> inches (mm)	Packs of	30 (760)	30 (760)	39 (1000)	47 (1200)	55 (1400)	Page
<b>Width (B)</b> inches (mm)		39 (1000)	39 (1000)	39 (1000)	39 (1000)	39 (1000)	
<b>Depth (T)</b> inches (mm)		8 (210)	12 (300)	12 (300)	12 (300)	12 (300)	
Mounting plate width (F) inches (mm)		37 (944)	37 (944)	37 (939)	37 (940)	37 (940)	
Mounting plate height (G) inches (mm)		29 (730)	29 (730)	38 (955)	45 (1155)	53 (1355)	
Material thickness, housing ga (mm)		16 (1.5)	16 (1.5)	16 (1.5)	16 (1.5)	16 (1.5)	
Material thickness, door ga (mm)		14 (2.0)	14 (2.0)	14 (2.0)	14 (2.0)	14 (2.0)	
Mounting plate thickness ga (mm)		11 (3.0)	11 (3.0)	11 (3.0)	11 (3.0)	11 (3.0)	
<b>Model No.</b>	1 pc(s).	<b>1100.500</b>	<b>1130.500</b>	<b>1110.500</b>	<b>1213.500</b>	<b>1114.500</b>	
Weight lb (kg)		115 (52.0)	123 (56.0)	157 (71.0)	187 (85.0)	214 (97.0)	
Protection category IP to IEC 60 529		IP 55	IP 55	IP 55	IP 55	IP 55	
Protection category NEMA		NEMA 12	NEMA 12	NEMA 12	NEMA 12	NEMA 12	
<b>Product-specific scope of supply</b>							
Door(s)		2	2	2	2	2	
Door catch on right, may be swapped to the left		-	-	-	-	-	
Flange (gland) plate, size		4	4	4	4	4	
Flange (gland) plate, qty		2	2	2	2	2	
Cam lock		2	2	2	-	-	
3-point locking system		-	-	-	■	■	
<b>Accessories</b>							
Flange (Gland) Plates		from page	from page	from page	from page	from page	564
Rails for Interior Fitting	4 pc(s).	2383.210	2383.300	2383.300	2383.300	2383.300	521
Wall Mounting Bracket	4 pc(s).	2508.100	2508.100	2508.100	2508.100	2508.100	503
Baying Kit	1 set(s)	1199.100	1199.100	-	-	-	466
Door Stay	5 pc(s).	2519.000	2519.000	2519.000	2519.000	2519.000	497
180° Hinges	2 pc(s).	2449.000	2449.000	2449.000	2449.000	2449.000	492
Support Strips	20 pc(s).	2325.000	2325.000	2325.000	2325.000	2325.000	494
Transportation Eyebolts	4 pc(s).	-	-	-	2509.000	2509.000	502
Ground Straps		see page	see page	see page	see page	see page	555
LED System Light		see page	see page	see page	see page	see page	548
Plastic Wiring Plan Pockets		from page	from page	from page	from page	from page	496
Dust Guard Trim	1 pc(s).	2426.500	2426.500	2426.500	2426.500	2426.500	500
Lock Systems		from page	from page	from page	from page	from page	478

Accessories



## Rain Canopies

See page 499

# Wall-Mounted Housing WM



System accessories Page 421 WM stainless steel Page 171 WM for isolator lock Page 50

## Material:

- Housing: Carbon steel
- Door: Carbon steel, all-round foamed-in PU seal

## Surface finish:

- Housing and door: Dipcoat-primed, powder-coated on the outside, textured paint
- Mounting plate: Zinc-plated

## Color:

- RAL 7035

## Single-door housing:

### Protection category IP to IEC 60 529:

- IP 66

### Protection category NEMA:

- NEMA 12, 3R, 4

### Approvals:

- UL
- cUL

## Double-door housing:

### Protection category IP to IEC 60 529:

- IP 55

### Protection category NEMA:

- NEMA 1, 12

### Approvals:

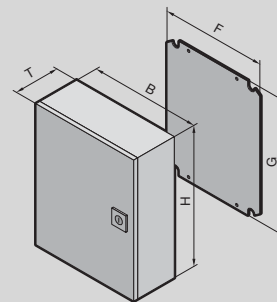
- UL
- cUL
- UL file#: E170282

## Supply includes:

- Housing with hinged door(s), of all-round solid construction, door catch on the left on single-door housing
- Holes for wall mounting
- Mounting plate
- Lock: 1 slotted lock insert for a housing height up to 500 mm, 2 slotted lock inserts for a housing height up to 600 – 900 mm, 3-point locking system from housing height 1050 mm and for all double-door housing

## Technical details:

Available on the Internet



Depth: 6" (150 mm), Height: 12 – 20" (300 – 500 mm)

Height (H) inches (mm)	Packs of	12 (300)	16 (400)	16 (400)	16 (400)	20 (500)	20 (500)	Page
Width (B) inches (mm)		12 (300)	12 (300)	16 (400)	20 (500)	16 (400)	20 (500)	
Depth (T) inches (mm)		6 (150)	6 (150)	6 (150)	6 (150)	6 (150)	6 (150)	
Mounting plate height (G) inches (mm)		11 (275)	15 (375)	15 (375)	15 (375)	19 (475)	19 (475)	
Mounting plate width (F) inches (mm)		10 (254)	10 (254)	14 (354)	18 (449)	14 (354)	18 (449)	
Material thickness, housing ga (mm)		16 (1.5)	16 (1.5)	16 (1.5)	16 (1.5)	16 (1.5)	16 (1.5)	
Material thickness, door ga (mm)		16 (1.5)	16 (1.5)	16 (1.5)	16 (1.5)	16 (1.5)	16 (1.5)	
Model No.	1 pc(s).	<b>8017.528</b>	<b>8017.529</b>	<b>8017.530</b>	<b>8017.531</b>	<b>8017.532</b>	<b>8017.533</b>	
Model No. US	1 pc(s).	<b>WM121206NC</b>	<b>WM161206NC</b>	<b>WM161606NC</b>	<b>WM162006NC</b>	<b>WM201606NC</b>	<b>WM202006NC</b>	
Door(s)		1	1	1	1	1	1	
Weight lb (kg)		16 (7)	20 (9)	22 (10)	27 (12)	31 (14)	37 (17)	
<b>Accessories</b>								
Wall mounting bracket	4 pc(s).	2508.100	2508.100	2508.100	2508.100	2508.100	2508.100	503
Plastic handles	1 pc(s).	2533.000	2533.000	2533.000	2533.000	2533.000	2533.000	487



# Wall-Mounted Housing WM

Depth: 6 – 8" (150 – 210 mm), Height: 16 – 24" (400 – 600 mm)

Height (H) inches (mm)	Packs of	24 (600)	24 (600)	24 (600)	16 (400)	16 (400)	Page
Width (B) inches (mm)		16 (400)	20 (500)	24 (600)	12 (300)	16 (400)	
Depth (T) inches (mm)		6 (150)	6 (150)	6 (150)	8 (210)	8 (210)	
Mounting plate height (G) inches (mm)		22 (570)	22 (570)	22 (570)	15 (375)	15 (375)	
Mounting plate width (F) inches (mm)		14 (354)	18 (449)	22 (549)	10 (254)	14 (354)	
Material thickness, housing ga (mm)		16 (1.5)	16 (1.5)	16 (1.5)	16 (1.5)	16 (1.5)	
Material thickness, door ga (mm)		16 (1.5)	16 (1.5)	14 (2.0)	16 (1.5)	16 (1.5)	
<b>Model No.</b>	1 pc(s).	<b>8017.534</b>	<b>8017.535</b>	<b>8017.536</b>	<b>1034.250</b>	<b>1244.250</b>	
<b>Model No. US</b>	1 pc(s).	<b>WM241606NC</b>	<b>WM242006NC</b>	<b>WM242406NC</b>	<b>WM161208NC</b>	<b>WM161608NC</b>	
Door(s)		1	1	1	1	1	
Weight lb (kg)		36 (16)	42 (19)	53 (24)	20 (9)	22 (10)	

## Accessories

Wall mounting bracket	4 pc(s).	2508.100	2508.100	2508.100	2508.100	2508.100	503
Plastic handles	1 pc(s).	2533.000	2533.000	2533.000	2533.000	2533.000	487

Depth: 8" (210 mm), Height: 16 – 24" (400 – 600 mm)

Height (H) inches (mm)	Packs of	16 (400)	20 (500)	20 (500)	20 (500)	24 (600)	24 (600)	Page
Width (B) inches (mm)		20 (500)	16 (400)	20 (500)	24 (600)	16 (400)	20 (500)	
Depth (T) inches (mm)		8 (210)	8 (210)	8 (210)	8 (210)	8 (210)	8 (210)	
Mounting plate height (G) inches (mm)		15 (375)	19 (475)	19 (475)	19 (475)	22 (570)	22 (570)	
Mounting plate width (F) inches (mm)		18 (449)	14 (354)	18 (449)	22 (549)	14 (354)	18 (449)	
Material thickness, housing ga (mm)		16 (1.5)	16 (1.5)	16 (1.5)	16 (1.5)	16 (1.5)	16 (1.5)	
Material thickness, door ga (mm)		16 (1.5)	16 (1.5)	16 (1.5)	16 (1.5)	16 (1.5)	16 (1.5)	
<b>Model No.</b>	1 pc(s).	<b>8017.541</b>	<b>1045.250</b>	<b>1050.250</b>	<b>8017.544</b>	<b>8017.545</b>	<b>8017.546</b>	
<b>Model No. US</b>	1 pc(s).	<b>WM162008NC</b>	<b>WM201608NC</b>	<b>WM202008NC</b>	<b>WM202408NC</b>	<b>WM241608NC</b>	<b>WM242008NC</b>	
Door(s)		1	1	1	1	1	1	
Weight lb (kg)		22 (10)	29 (13)	37 (17)	46 (21)	39 (18)	46 (21)	

## Accessories

Wall mounting bracket	4 pc(s).	2508.100	2508.100	2508.100	2508.100	2508.100	2508.100	503
Plastic handles	1 pc(s).	2533.000	2533.000	2533.000	2533.000	2533.000	2533.000	487

Depth: 8" (210 mm), Height: 24 – 30" (600 – 760 mm)

Height (H) inches (mm)	Packs of	24 (600)	24 (600)	24 (600)	30 (760)	30 (760)	30 (760)	Page
Width (B) inches (mm)		24 (600)	30 (760)	41 (1050)	20 (500)	24 (600)	30 (760)	
Depth (T) inches (mm)		8 (210)	8 (210)	8 (210)	8 (210)	8 (210)	8 (210)	
Mounting plate height (G) inches (mm)		22 (570)	22 (570)	22 (550)	29 (730)	29 (730)	29 (730)	
Mounting plate width (F) inches (mm)		22 (549)	28 (704)	39 (1000)	18 (449)	22 (549)	28 (704)	
Material thickness, housing ga (mm)		16 (1.5)	16 (1.5)	16 (1.5)	16 (1.5)	16 (1.5)	16 (1.5)	
Material thickness, door ga (mm)		14 (2.0)	14 (2.0)	14 (2.0)	14 (2.0)	14 (2.0)	14 (2.0)	
<b>Model No.</b>	1 pc(s).	<b>1060.250</b>	<b>8017.549</b>	<b>8017.550</b>	<b>8017.551</b>	<b>1076.250</b>	<b>1077.250</b>	
<b>Model No. US</b>	1 pc(s).	<b>WM242408NC</b>	<b>WM243008NC</b>	<b>WM244208NC</b>	<b>WM302008NC</b>	<b>WM302408NC</b>	<b>WM303008NC</b>	
Door(s)		1	1	2	1	1	1	
Weight lb (kg)		51 (23)	70 (32)	110 (50)	60 (27)	68 (31)	88 (40)	

## Accessories

Wall mounting bracket	4 pc(s).	2508.100	2508.100	2508.100	2508.100	2508.100	2508.100	503
Plastic handles	1 pc(s).	2533.000	2533.000	WMLHKL	2533.000	2533.000	2533.000	487

Depth: 8" (210 mm), Height: 36 – 47" (900 – 1200 mm)

Height (H) inches (mm)	Packs of	35 (900)	35 (900)	35 (900)	41 (1050)	41 (1050)	47 (1200)	Page
Width (B) inches (mm)		24 (600)	30 (760)	35 (900)	30 (760)	35 (900)	35 (900)	
Depth (T) inches (mm)		8 (210)	8 (210)	8 (210)	8 (210)	8 (210)	8 (210)	
Mounting plate height (G) inches (mm)		34 (870)	34 (870)	34 (870)	40 (1020)	40 (1020)	45 (1155)	
Mounting plate width (F) inches (mm)		22 (549)	28 (704)	33 (840)	28 (704)	33 (840)	33 (840)	
Material thickness, housing ga (mm)		16 (1.5)	14 (2.0)	14 (2.0)	14 (2.0)	14 (2.0)	14 (2.0)	
Material thickness, door ga (mm)		14 (2.0)	14 (2.0)	14 (2.0)	14 (2.0)	14 (2.0)	14 (2.0)	
<b>Model No.</b>	1 pc(s).	<b>8017.554</b>	<b>8017.555</b>	<b>8017.557</b>	<b>8017.558</b>	<b>8017.559</b>	<b>8017.560</b>	
<b>Model No. US</b>	1 pc(s).	<b>WM362408NC</b>	<b>WM363008NC</b>	<b>WM363608NC</b>	<b>WM423008NC</b>	<b>WM423608NC</b>	<b>WM483608NC</b>	
Door(s)		1	1	1	1	1	1	
Weight lb (kg)		91 (41)	110 (50)	134 (61)	137 (63)	157 (71)	176 (80)	

## Accessories

Wall mounting bracket	4 pc(s).	2508.100	2508.100	2508.100	2508.100	2508.100	2508.100	503
Plastic handles	1 pc(s).	2533.000	2533.000	2533.000	-	-	-	487
L-handle	1 pc(s).	-	-	-	8015.168	8015.168	8015.168	487

# Wall-Mounted Housing WM

Depth: 10" (250 mm), Height: 20 – 30" (500 – 760 mm)

Height (H) inches (mm)	Packs of	20 (500)	24 (600)	24 (600)	30 (760)	30 (760)	30 (760)	Page
Width (B) inches (mm)		20 (500)	20 (500)	24 (600)	24 (600)	30 (760)	41 (1050)	
Depth (T) inches (mm)		10 (250)	10 (250)	10 (250)	10 (250)	10 (250)	10 (250)	
Mounting plate height (G) inches (mm)		19 (475)	22 (570)	22 (570)	29 (730)	29 (730)	28 (710)	
Mounting plate width (F) inches (mm)		18 (449)	18 (449)	22 (549)	22 (549)	28 (704)	39 (1000)	
Material thickness, housing ga (mm)		16 (1.5)	16 (1.5)	16 (1.5)	16 (1.5)	16 (1.5)	14 (2.0)	
Material thickness, door ga (mm)		16 (1.5)	16 (1.5)	14 (2.0)	14 (2.0)	14 (2.0)	14 (2.0)	
<b>Model No.</b>	1 pc(s).	<b>8018.963</b>	<b>8017.561</b>	<b>8017.562</b>	<b>8017.563</b>	<b>8018.902</b>	<b>8017.564</b>	
<b>Model No. US</b>	1 pc(s).	<b>WM202010NC</b>	<b>WM242010NC</b>	<b>WM242410NC</b>	<b>WM302410NC</b>	<b>WM303010NC</b>	<b>WM304210NC</b>	
Door(s)		1	1	1	1	1	2	
Weight lb (kg)		45 (20)	48 (22)	51 (23)	75 (34)	88 (40)	154 (70)	
<b>Accessories</b>								
Wall mounting bracket	4 pc(s).	2508.100	2508.100	2508.100	2508.100	2508.100	2508.100	503
Plastic handles	1 pc(s).	2533.000	2533.000	2533.000	2533.000	2533.000	–	487
L-handle	1 pc(s).	8015.168	8015.168	8015.168	8015.168	8015.168	8015.168	487

Depth: 10" (250 mm), Height: 30 – 60" (760 – 1500 mm)

Height (H) inches (mm)	Packs of	30 (760)	35 (900)	35 (900)	41 (1050)	47 (1200)	59 (1500)	Page
Width (B) inches (mm)		47 (1200)	24 (600)	30 (760)	35 (900)	35 (900)	35 (900)	
Depth (T) inches (mm)		10 (250)	10 (250)	10 (250)	10 (250)	10 (250)	10 (250)	
Mounting plate height (G) inches (mm)		28 (710)	34 (870)	34 (870)	40 (1020)	45 (1155)	57 (1455)	
Mounting plate width (F) inches (mm)		45 (1150)	22 (549)	28 (704)	33 (840)	33 (840)	33 (840)	
Material thickness, housing ga (mm)		14 (2.0)	16 (1.5)	14 (2.0)	14 (2.0)	14 (2.0)	14 (2.0)	
Material thickness, door ga (mm)		14 (2.0)	14 (2.0)	14 (2.0)	14 (2.0)	14 (2.0)	14 (2.0)	
<b>Model No.</b>	1 pc(s).	<b>8017.565</b>	<b>8017.566</b>	<b>8017.567</b>	<b>8017.569</b>	<b>8017.570</b>	<b>8017.571</b>	
<b>Model No. US</b>	1 pc(s).	<b>WM304810NC</b>	<b>WM362410NC</b>	<b>WM363010NC</b>	<b>WM423610NC</b>	<b>WM483610NC</b>	<b>WM603610NC</b>	
Door(s)		2	1	1	1	1	1	
Weight lb (kg)		138 (63)	85 (38)	116 (53)	162 (74)	178 (81)	189 (86)	
<b>Accessories</b>								
Wall mounting bracket	4 pc(s).	2508.100	2508.100	2508.100	2508.100	2508.100	2508.100	503
Plastic handles	1 pc(s).	–	2533.000	2533.000	–	–	–	487
L-handle	1 pc(s).	8015.168	8015.168	8015.168	8015.168	8015.168	8015.168	487

Depth: 12" (300 mm), Height: 20 – 35" (500 – 900 mm)

Height (H) inches (mm)	Packs of	20 (500)	24 (600)	24 (600)	30 (760)	30 (760)	35 (900)	Page
Width (B) inches (mm)		20 (500)	20 (500)	24 (600)	24 (600)	30 (760)	24 (600)	
Depth (T) inches (mm)		12 (300)	12 (300)	12 (300)	12 (300)	12 (300)	12 (300)	
Mounting plate height (G) inches (mm)		19 (470)	22 (570)	22 (570)	29 (730)	29 (730)	34 (870)	
Mounting plate width (F) inches (mm)		18 (449)	18 (449)	22 (549)	22 (549)	28 (704)	22 (549)	
Material thickness, housing ga (mm)		16 (1.5)	16 (1.5)	16 (1.5)	16 (1.5)	16 (1.5)	16 (1.5)	
Material thickness, door ga (mm)		16 (1.5)	16 (1.5)	14 (2.0)	14 (2.0)	14 (2.0)	14 (2.0)	
<b>Model No.</b>	1 pc(s).	<b>1350.250</b>	<b>8017.574</b>	<b>8017.575</b>	<b>8017.576</b>	<b>1073.250</b>	<b>8017.578</b>	
<b>Model No. US</b>	1 pc(s).	<b>WM202012NC</b>	<b>WM242012NC</b>	<b>WM242412NC</b>	<b>WM302412NC</b>	<b>WM303012NC</b>	<b>WM362412NC</b>	
Door(s)		1	1	1	1	1	1	
Weight lb (kg)		45 (20)	51 (23)	63 (28)	77 (35)	93 (42)	88 (40)	
<b>Accessories</b>								
Wall mounting bracket	4 pc(s).	2508.100	2508.100	2508.100	2508.100	2508.100	2508.100	503
Plastic handles	1 pc(s).	2533.000	2533.000	2533.000	2533.000	2533.000	2533.000	487
L-handle	1 pc(s).	8015.168	8015.168	8015.168	8015.168	8015.168	8015.168	487

Depth: 12" (300 mm), Height: 35" (900 mm)

Height (H) inches (mm)	Packs of	35 (900)	35 (900)	35 (900)	35 (900)	35 (900)	Page
Width (B) inches (mm)		30 (760)	35 (900)	41 (1050)	47 (1200)	59 (1500)	
Depth (T) inches (mm)		12 (300)	12 (300)	12 (300)	12 (300)	12 (300)	
Mounting plate height (G) inches (mm)		34 (870)	34 (870)	33 (850)	33 (850)	33 (850)	
Mounting plate width (F) inches (mm)		28 (704)	33 (840)	39 (1000)	45 (1150)	57 (1450)	
Material thickness, housing ga (mm)		14 (2.0)	14 (2.0)	14 (2.0)	14 (2.0)	14 (2.0)	
Material thickness, door ga (mm)		14 (2.0)	14 (2.0)	14 (2.0)	14 (2.0)	14 (2.0)	
<b>Model No.</b>	1 pc(s).	<b>8017.579</b>	<b>8017.581</b>	<b>8017.582</b>	<b>8017.583</b>	<b>8017.584</b>	
<b>Model No. US</b>	1 pc(s).	<b>WM363012NC</b>	<b>WM363612NC</b>	<b>WM364212NC</b>	<b>WM364812NC</b>	<b>WM366012NC</b>	
Door(s)		1	1	2	2	2	
Weight lb (kg)		120 (55)	140 (64)	167 (76)	186 (85)	226 (103)	
<b>Accessories</b>							
Wall mounting bracket	4 pc(s).	2508.100	2508.100	2508.100	2508.100	2508.100	503
Plastic handles	1 pc(s).	2533.000	2533.000	–	–	–	487
L-handle	1 pc(s).	8015.168	8015.168	8015.168	8015.168	8015.168	487

# Wall-Mounted Housing WM

Depth: 12" (300 mm), Height: 41 – 59" (1050 – 1500 mm)

<b>Height (H) inches (mm)</b>	Packs of	41 (1050)	41 (1050)	47 (1200)	47 (1200)	59 (1500)	Page
<b>Width (B) inches (mm)</b>		35 (900)	59 (1500)	35 (900)	47 (1200)	35 (900)	
<b>Depth (T) inches (mm)</b>		12 (300)	12 (300)	12 (300)	12 (300)	12 (300)	
Mounting plate height (G) inches (mm)		40 (1020)	39 (1000)	45 (1155)	45 (1150)	57 (1455)	
Mounting plate width (F) inches (mm)		33 (840)	57 (1450)	33 (840)	45 (1150)	33 (840)	
Material thickness, housing ga (mm)		14 (2.0)	14 (2.0)	14 (2.0)	14 (2.0)	14 (2.0)	
Material thickness, door ga (mm)		14 (2.0)	14 (2.0)	14 (2.0)	14 (2.0)	14 (2.0)	
<b>Model No.</b>	1 pc(s).	<b>8017.586</b>	<b>8017.587</b>	<b>8017.588</b>	<b>8017.590</b>	<b>8017.591</b>	
<b>Model No. US</b>	1 pc(s).	<b>WM423612NC</b>	<b>WM426012NC</b>	<b>WM483612NC</b>	<b>WM484812NC</b>	<b>WM603612NC</b>	
Door(s)		1	2	1	2	1	
Weight lb (kg)		169 (77)	259 (118)	180 (82)	204 (93)	200 (91)	
<b>Accessories</b>							
Wall mounting bracket	4 pc(s).	2508.100	2508.100	2508.100	2508.100	2508.100	503
L-handle	1 pc(s).	8015.168	8015.168	8015.168	8015.168	8015.168	487

Depth: 16 – 20" (400 – 500 mm), Height: 35 – 59" (900 – 1500 mm)

<b>Height (H) inches (mm)</b>	Packs of	35 (900)	47 (1200)	59 (1500)	47 (1200)	Page	
<b>Width (B) inches (mm)</b>		30 (760)	35 (900)	35 (900)	35 (900)		
<b>Depth (T) inches (mm)</b>		16 (400)	16 (400)	16 (400)	20 (500)		
Mounting plate height (G) inches (mm)		34 (870)	45 (1155)	57 (1450)	45 (1155)		
Mounting plate width (F) inches (mm)		28 (704)	33 (840)	33 (840)	33 (840)		
Material thickness, housing ga (mm)		14 (2.0)	14 (2.0)	14 (2.0)	14 (2.0)		
Material thickness, door ga (mm)		14 (2.0)	14 (2.0)	14 (2.0)	14 (2.0)		
<b>Model No.</b>	1 pc(s).	<b>8017.594</b>	<b>8017.595</b>	<b>8017.597</b>	<b>8017.599</b>		
<b>Model No. US</b>	1 pc(s).	<b>WM363016NC</b>	<b>WM483616NC</b>	<b>WM603616NC</b>	<b>WM483620NC</b>		
Door(s)		1	1	1	1		
Weight lb (kg)		134 (61)	204 (93)	248 (112)	220 (100)		
<b>Accessories</b>							
Wall mounting bracket	4 pc(s).	2508.100	2508.100	2508.100	2508.100	503	
Plastic handles	1 pc(s).	2533.000	–	–	–	487	
L-handle	1 pc(s).	8015.168	8015.168	8015.168	8015.168	487	





# Wall-Mounted Housing WM



System accessories Page 421 WM stainless steel, for isolator lock Page 173

## Material:

- Housing: Carbon steel
- Door: Carbon steel, all-round foamed-in PU seal
- Mounting plate: Carbon steel

## Surface finish:

- Housing and door: Dipcoat-primed, powder-coated on the outside, textured paint
- Mounting plate: Zinc-plated

## Color:

- RAL 7035

## Protection category IP to IEC 60 529:

- IP 66

## Protection category NEMA:

- NEMA 12, 3R, 4

## Approvals:

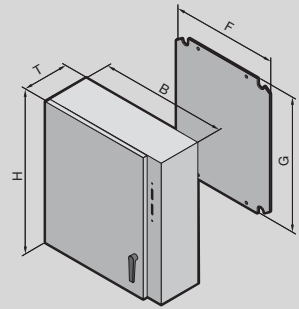
- UL
- cUL
- UL file#: E170282

## Supply includes:

- Housing with hinged door(s), of all-round solid construction, door catch on the left on single-door housing
- Universal disconnect cutout
- Holes for wall mounting
- Mounting plate
- 2 or 3-point latching L-handle

## Technical details:

Available on the Internet



## For Isolator Lock

Height (H) inches (mm)	Packs of	24 (600)	35 (900)	35 (900)	41 (1050)	Page
Width (B) inches (mm)		26 (650)	32 (825)	32 (825)	32 (825)	
Depth (T) inches (mm)		8 (210)	10 (250)	12 (300)	12 (300)	
Mounting plate height (G) inches (mm)		22 (570)	34 (870)	34 (870)	40 (1020)	
Mounting plate width (F) inches (mm)		22 (549)	28 (704)	28 (704)	29 (730)	
Material thickness, housing ga (mm)		16 (1.5)	14 (2.0)	14 (2.0)	14 (2.0)	
Material thickness, door ga (mm)		14 (2.0)	14 (2.0)	14 (2.0)	14 (2.0)	
Mounting plate thickness ga (mm)		12 (2.5)	11 (3)	11 (3)	11 (3)	
<b>Model No.</b>		<b>8017.548</b>	<b>8017.568</b>	<b>8017.580</b>	<b>8017.585</b>	
<b>Model No. US</b>	1 pc(s).	<b>WM242608XC</b>	<b>WM363210XC</b>	<b>WM363212XC</b>	<b>WM423212XC</b>	
Locking points		2	2	2	3	
Weight lb (kg)		59 (27)	132 (60)	139 (63)	163 (74)	
<b>Accessories</b>						
Wall mounting bracket	4 pc(s).	2508.100	2508.100	2508.100	2508.100	503
L-handle	1 pc(s).	8015.168	8015.168	8015.168	8015.168	487

# Wall-Mounted Housing WM

## For Isolator Lock

<b>Height (H)</b> inches (mm)	Packs of	47 (1200)	59 (1500)	47 (1200)	59 (1500)	Page
<b>Width (B)</b> inches (mm)		38 (975)	38 (975)	38 (975)	38 (975)	
<b>Depth (T)</b> inches (mm)		12 (300)	12 (300)	16 (400)	16 (400)	
Mounting plate height (G) inches (mm)		45 (1155)	57 (1455)	45 (1155)	57 (1455)	
Mounting plate width (F) inches (mm)		33 (840)	33 (840)	33 (840)	33 (840)	
Material thickness, housing ga (mm)		14 (2.0)	14 (2.0)	14 (2.0)	14 (2.0)	
Material thickness, door ga (mm)		14 (2.0)	14 (2.0)	14 (2.0)	14 (2.0)	
Mounting plate thickness ga (mm)		11 (3)	11 (3)	11 (3)	11 (3)	
<b>Model No.</b>	1 pc(s).	<b>8017.589</b>	<b>8017.592</b>	<b>8017.596</b>	<b>8018.981</b>	
<b>Model No. US</b>	1 pc(s).	<b>WM483812XC</b>	<b>WM603812XC</b>	<b>WM483816XC</b>	<b>WM603816XC</b>	
Locking points		3	3	3	3	
Weight lb (kg)		196 (89)	235 (107)	211 (96)	266 (121)	
<b>Accessories</b>						
Wall mounting bracket	4 pc(s).	2508.100	2508.100	2508.100	2508.100	503
L-handle	1 pc(s).	8015.168	8015.168	8015.168	8015.168	487



# Compact System Enclosures CM



**System accessories** Page 421 **System lights** Page 545 **Cable duct** Page 573 **Climate control** Page 233

## Material:

- Housing: Carbon steel 1.5 mm
- Door: Carbon steel, 2.0 mm, all-round foamed-in PU seal
- Mounting plate: Carbon steel 3.0 mm

## Surface finish:

- Housing and door: Dipcoat-primed, powder-coated on the outside, textured paint
- Mounting plate: Zinc-plated

## Color:

- RAL 7035

## Protection category IP to IEC 60 529:

- IP 55 with selection of the appropriate base plate or trim panel

## Protection category NEMA:

- NEMA 12 with selection of the appropriate base plate or trim panel

## Supply includes:

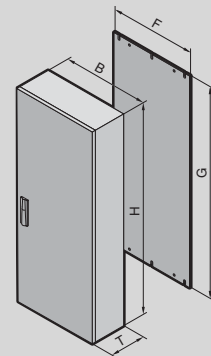
- Housing with hinged door(s)
- 3-point locking system with double-bit insert
- Mounting plate
- Open base for individual cable entry

## Approvals:

- UL
- CSA
- TÜV
- Lloyd's Register of Shipping

## Technical details:

Available on the Internet



## Width 24 – 32" (600 – 800 mm)

Height (H) inches (mm)	Packs of	32 (800)	39 (1000)	47 (1200)	39 (1000)	47 (1200)	Page
Width (B) inches (mm)		24 (600)	24 (600)	24 (600)	32 (800)	32 (800)	
Depth (T) inches (mm)		16 (400)	16 (400)	16 (400)	16 (400)	16 (400)	
Mounting plate width (F) inches (mm)		21 (540)	21 (540)	21 (540)	29 (740)	29 (740)	
Mounting plate height (G) inches (mm)		30 (755)	38 (955)	45 (1155)	38 (955)	45 (1155)	
<b>Model No.</b>	1 pc(s).	<b>5110.500</b>	<b>5111.500</b>	<b>5113.500</b>	<b>5115.500</b>	<b>5117.500</b>	
Weight lb (kg)		86 (39.0)	108 (49.0)	123 (56.0)	134 (61.0)	157 (71.0)	
Door(s)		1	1	1	1	1	
Door catch on right, may be swapped to the left		■	■	■	■	■	

## Accessories

Accessories		from page	from page	from page	from page	from page	Page
Base/Plinth		from page	from page	from page	from page	from page	424
Trim Panel	1 pc(s).	5001.130	5001.130	5001.130	5001.140	5001.140	114
Base Plates		see page	see page	see page	see page	see page	440
Rails for Interior Fitting, for Height	4 pc(s).	5001.051	5001.052	5001.053	5001.052	5001.053	521
Rails for Interior Fitting, for Width	4 pc(s).	5001.050	5001.050	5001.050	5001.051	5001.051	521
TS System Chassis 17 x 73 mm, for Depth	4 pc(s).	8612.140	8612.140	8612.140	8612.140	8612.140	522
TS System Chassis 17 x 73 mm, for Width	4 pc(s).	8612.060	8612.060	8612.060	8612.080	8612.080	522
Base Configuration Rail	2 pc(s).	5001.370	5001.370	5001.370	5001.370	5001.370	524
Support Strips	20 pc(s).	4596.000	4596.000	4596.000	4598.000	4598.000	494
Cable Clamp Rails	1 pc(s).	5001.080	5001.080	5001.080	5001.081	5001.081	574
Wiring Plan Pockets, Carbon Steel	1 pc(s).	4116.500	4116.500	4116.500	4118.500	4118.500	497
Rain Canopies, Carbon Steel	1 pc(s).	5001.310	5001.310	5001.310	5001.330	5001.330	499
Rail Systems		from page	from page	from page	from page	from page	521
Lock Systems		from page	from page	from page	from page	from page	478

# Rittal – The System.

**Faster – better – everywhere.**

- Enclosures
- Power Distribution
- Climate Control
- IT Infrastructure
- Software & Services

Rittal Corporation  
Woodfield Corporate Center · 425 North Martingale Road, Suite 400  
Schaumburg, Illinois 60173 USA  
Phone: 937 399 0500 · Fax: 937 390 5599 · Toll-free: 800-477-4000  
E-mail: [rittal@rittal.us](mailto:rittal@rittal.us) · [www.rittal.us](http://www.rittal.us)

Rittal Systems Ltd.  
6485 Ordan Drive · Mississauga Ontario L5T 1X2 · Canada  
Phone: 905-795-0777 · Fax: 905-795-9548 · Toll-free: 800-399-0748  
E-mail: [marketing@rittal.ca](mailto:marketing@rittal.ca) · [www.rittal.ca](http://www.rittal.ca)

12.2014 / EG44

ENCLOSURES

POWER DISTRIBUTION

CLIMATE CONTROL

IT INFRASTRUCTURE

SOFTWARE & SERVICES



FRIEDHELM LOH GROUP