







# Accessories

## Ceiling Outlet Blankup Canopies



		IVORY SEMI-GLOSS Painted Steel (IA)	WHITE SEMI-GLOSS Painted Steel (WA)	SPRAYED BRASS MATTE Painted Steel (BA)	ALUMINUM (.040") Satin Finish (SAL)	STAIN-LESS TYPE 430 Satin Finish (SS)
	Flat .25" deep—5" dia. 2 8-32 x 3/4 screws Screw Holes 3—1/2" cc (Fits 4" Round Box)	—	40430			40428
	Flat .25" deep—5" dia. 2 8-32 x 3/4 screws Screw Holes 2-3/4" cc (Fits 3-1/4" Round Box)	—	40431			40429
	<b>TO BE DISCONTINUED</b> Flat—Spring Mount .25" deep—5" dia.	—	40433			
	Flat .025" deep—5" dia. Screw Hole in center (Fits 3-1/4" and 4" Box) Supplied with universal strap and 3 screws		40435			
	Standard 1.875" deep—5" dia. With Kit* (K5) Kit 1/8" x 2" Plated Nipple 1/8" nut and matching canopy and knob	40416	40418	40415	40417	
	Shallow 1.375" deep—5" dia. With Kit* (KSS) Kit 1/8" x 2" Plated Nipple 1/8" nut and matching canopy and knob	40402	40404	40401	40403	
	Modern .75" deep—4" dia. With Kit* (K4M) Kit 1/8" x 2" Plated Nipple 1/8" nut and matching canopy and knob	40409	40411	40408	40410	
	Oversize 1.625" deep—5" dia. With Kit* (K5M) Kit 1/8" x 2" Plated Nipple 1/8" nut and matching canopy and knob	40423	40425	40422	40424	
	Plastic Knobs (Painted) Threaded for 1/8" Pipe	Ivory 40443	White 40442	"Brass" 40441	"Aluminum" 40445	
	Fixture Canopy Crossbar with Ground Screw	40482				