

CATALOG 2018

Pilot devices

The complete offering



ABB pilot devices are engineered for total reliability. Their innovative design simplify the entire process, from selection to installation. Enclosures, signal towers and signal beacons complete the portfolio.



Pilot devices

The complete offering

OVERVIEW
P.2

MODULAR RANGE
P.11

COMPACT RANGE
P.51

**ENCLOSURES
AND ASSEMBLED
STATIONS**
P.81

**LEGEND PLATES
AND TEXT CAPS**
P.95

**SIGNAL TOWERS
AND SIGNAL
BEACONS**
P.101

**GENERAL
TECHNICAL DATA**
P.109

INDEX
P.112

**MARKETING
MATERIALS**
P. 128

01

02

03

04

05

06

07

08

09

Pilot devices

Reliable in all applications

Whether it is installed in an EV charger or in the testing equipment of an elevator ABB pilot devices will work as a reliable interface for operators. They are designed and tested to withstand extreme environments.



—
01



—
02



—
03

- 01 Elevator
- 02 EV charging
- 03 Marine

A small upgrade that can make a big difference.

Trust is everything. And in industrial environments, it is essential to have human-machine interfaces you can count on. Whenever you start or stop a process, the response must be assured. That’s why ABB pilot devices are designed and engineered to deliver total reliability.

Continuous production, maximum uptime and higher profits require exceptional process reliability.



—
04

—
04 Food and beverage
—
05 Marine and ports

When it comes to the safety of your people, dependability is essential.



—
05

The details matter. Work starts and stops with pilot devices and so does your productivity and safety. Rely on ABB pilot devices to perform when it matters the most.

Pilot devices

Reliable products, easy to select and install



ABB pilot devices are engineered for total reliability. Our products are tested to extremes and proven in the toughest environments. Their innovative design simplify the entire process, from selection to installation. Enclosures, signal towers and signal beacons complete the portfolio.



Continuous operation

Engineered for tough environments

ABB pilot devices are designed with protection degree of up to IP69K and 4X, guaranteeing reliability in extreme environments – making ABB pilot devices ideal for use in demanding industries such as construction and food and beverage. An innovative design that automatically cleans contacts ensures high reliability for all products.



Global availability

Simple selection and stock management

ABB's core offering includes the pilot devices most in demand, so product selection is easier, stock management is simpler and product availability is higher.

Support for exporters is world-class, thanks to ABB's standardized global range, certified to comply with all major international standards.



Easy to install

Save time and space

The unique design of ABB's modular range enables tool-free installation that is quick and simple. It provides high flexibility for last-minute changes. With its all-in-one construction, the compact range reduces installation space and saves time.

Pilot devices

Reliability that lasts

Continuous operation

Longer lifetime

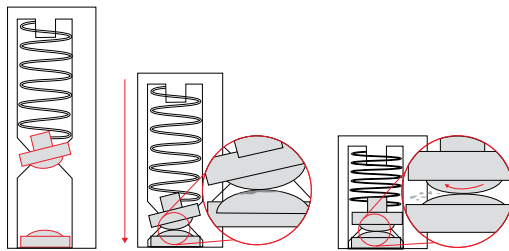
- ABB pilot Devices are engineered and tested to sustain frequent use over time in any environment

High mechanical durability

- Tested to achieve mechanical life time of up to 10 million operations

Ensuring electric connectivity

- Self-cleaning contacts ensure reliable operation without the need for maintenance, increasing uptime



The built-in wiping mechanism cleans the contacts when operated to remove dust and oxidation on the contacts and improve conductivity.

Dust and water proof

All ABB pilot devices are impenetrable to dust and are extremely resistant to water exposure.

IP66

IP66-classed pilot devices can withstand high-pressure water jets and are suitable for tough outdoor use.

IP67

IP67-classed pilot devices can withstand immersion in one metre of water for 30 minutes. They are suitable for use in the harshest environments with water and dust.

IP69K

IP69K pilot devices can withstand both rough treatment and intensive, high-temperature cleaning. They are ideal for environments with high sanitary requirements, such as the food and beverage industry.

Find full test description in general technical data section.

—
01 Mechanical durability test

—
02 Total protection against any kind of dust


—
03 Powerful water jets projected against the front from a distance of 3 meters

Testing that goes beyond the standards




Watch the video

—
Trust ABB to produce products that work in any environment.



01



02



03

Pilot devices

Global quality, local support



Global availability

Available worldwide from ABB

Achieve truly global solutions

- Same products and quality all around the world
- Local support available everywhere with ABB's global distribution network
- All certificates and spare parts available globally.

Always the right solution with the wide range of LEDs

Save time and money on your projects with fewer order codes for your illuminated products.

With supply voltage of 6.3 V DC to 415 V AC for both modular and compact range, ABB covers all the needs with no additional transformers.

Easy to install


Reduce installation time by choosing between the flexible modular range and the all-in-one compact range of pilot devices.

Mixing and matching the two ranges enables faster and more flexible purchasing and design. Fastening of the nut is tool-free and most accessories can be used for both ranges.

Modular range

Flexible configuration

A versatile selection of operators with high levels of flexibility and a broad choice of electrical ratings. Find the perfect solution for almost every application.



Compact range

All-in-one solution

The most efficient solution available, reducing installation time and cost. The compact range have the highest level of dust and water resistance on the market.



Fewer order codes make selection easy and save time.
All-in-one design makes installation fast.



Pilot devices

Modular range

Ordering details

12	Mounting instructions
13	Non-illuminated pushbuttons
15	Illuminated pushbuttons
17	Non-illuminated double pushbuttons
18	Illuminated double pushbuttons
20	Mushroom pushbuttons
21	Emergency stop pushbuttons
22	Machine stop pushbuttons
23	Heavy duty pushbuttons
23	Pilot lights
24	Non-illuminated selector switches
29	Illuminated selector switches
33	Key-operated selector switches
35	Potentiometers
36	Reset pushbuttons
37	Reset pushbuttons with shaft
38	Joysticks
39	Toggle switches

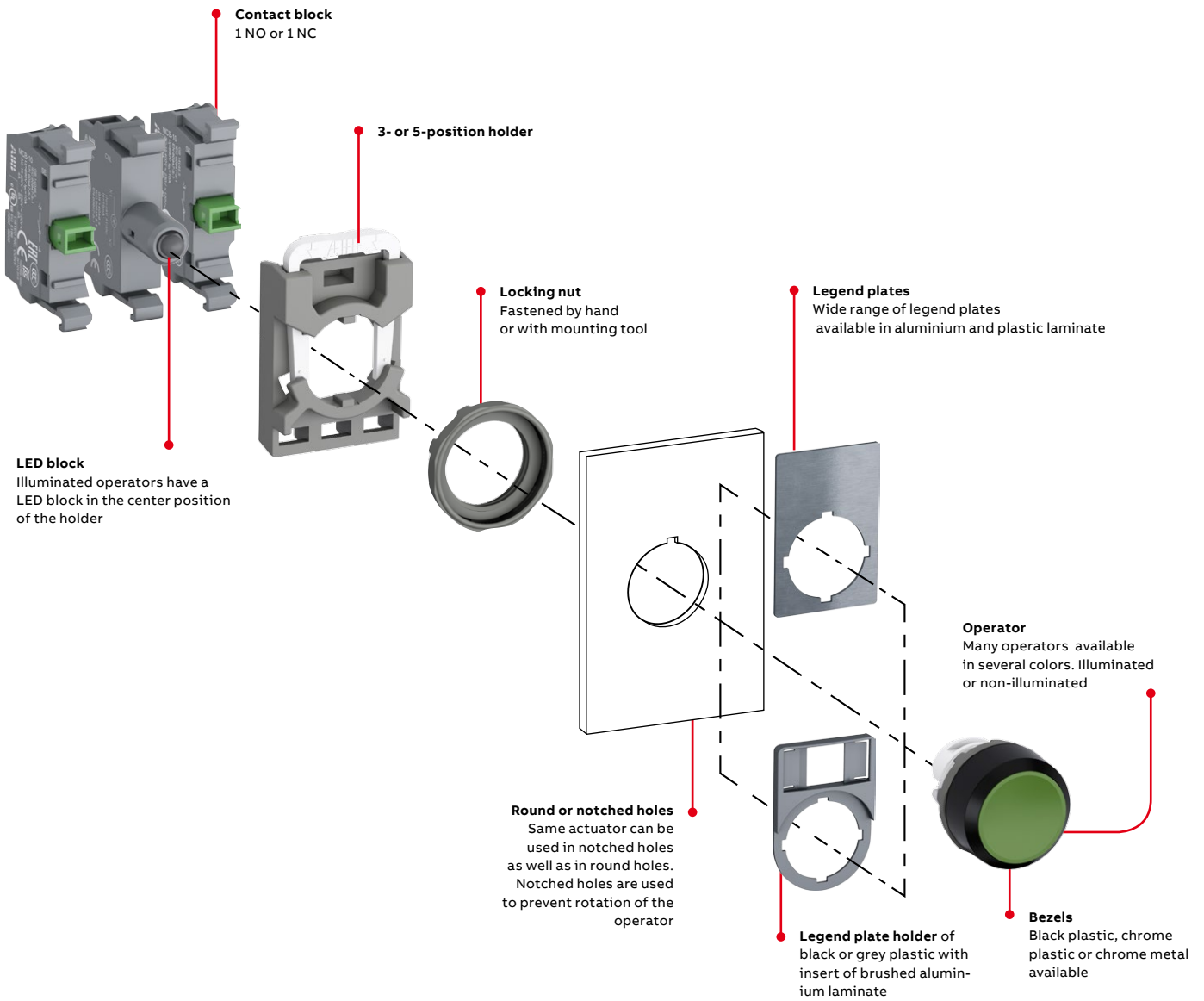
Accessories for modular range

40	Contact block configuration
41	Holders and contact blocks for front mounting
42	LED blocks for front mounting
44	Other accessories

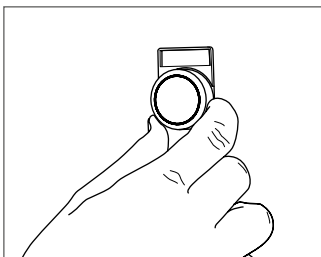
Technical data

Drilling plan

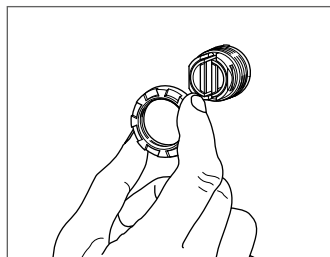
Modular range



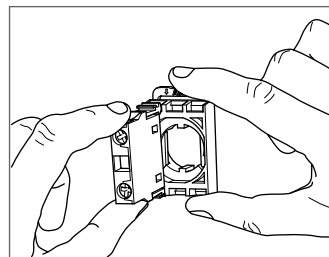
Easy to install



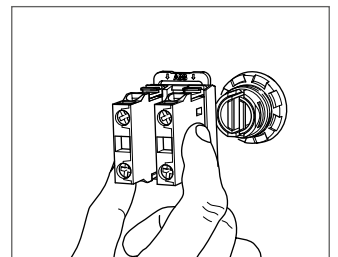
The operator is to be inserted from the front...



...and secured at the back with the nut.

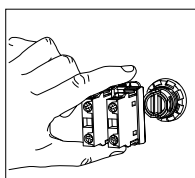
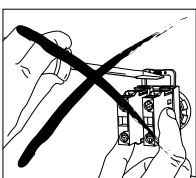


The contact blocks/LED block are then snapped on to the holder...



...and the holder snaps on to the operator.

...and to remove



Press down the spring on the holder and pull the holder from the actuator.

Simple and fast installation



Watch the video

Modular range

Non-illuminated flush pushbuttons



MP1-10R

1SFC151004V0001



MP1-10Y

1SFC151016V0001



MP1-30L

1SFC151031V0001



MP2-10G

1SFC151015V0001



MP2-10W

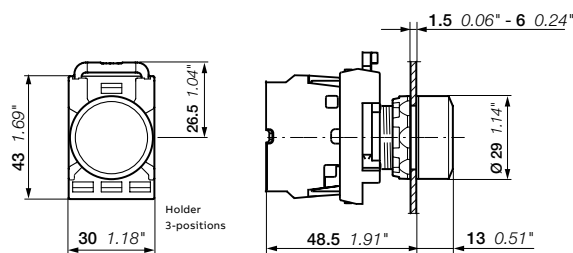
1SFC151018V0001



MP2-20B

1SFC151029V0001

Operator	Bezel	Type	Order code	Pkg qty	Weight (1 pce) kg
Momentary					
● Red	Black plastic	MP1-10R	1SFA611100R1001	10	0.016
	Chrome plastic	MP1-20R	1SFA611100R2001	10	0.016
	Chrome metal	MP1-30R	1SFA611100R3001	10	0.026
● Green	Black plastic	MP1-10G	1SFA611100R1002	10	0.016
	Chrome plastic	MP1-20G	1SFA611100R2002	10	0.016
	Chrome metal	MP1-30G	1SFA611100R3002	10	0.026
● Yellow	Black plastic	MP1-10Y	1SFA611100R1003	10	0.016
	Chrome plastic	MP1-20Y	1SFA611100R2003	10	0.016
	Chrome metal	MP1-30Y	1SFA611100R3003	10	0.026
● Blue	Black plastic	MP1-10L	1SFA611100R1004	10	0.016
	Chrome plastic	MP1-20L	1SFA611100R2004	10	0.016
	Chrome metal	MP1-30L	1SFA611100R3004	10	0.026
○ White	Black plastic	MP1-10W	1SFA611100R1005	10	0.016
	Chrome plastic	MP1-20W	1SFA611100R2005	10	0.016
	Chrome metal	MP1-30W	1SFA611100R3005	10	0.026
● Black	Black plastic	MP1-10B	1SFA611100R1006	10	0.016
	Chrome plastic	MP1-20B	1SFA611100R2006	10	0.016
	Chrome metal	MP1-30B	1SFA611100R3006	10	0.026
○ Clear	Black plastic	MP1-10C	1SFA611100R1008	10	0.016
	Chrome plastic	MP1-20C	1SFA611100R2008	10	0.016
	Chrome metal	MP1-30C	1SFA611100R3008	10	0.026
Maintained					
● Red	Black plastic	MP2-10R	1SFA611101R1001	10	0.016
	Chrome plastic	MP2-20R	1SFA611101R2001	10	0.016
	Chrome metal	MP2-30R	1SFA611101R3001	10	0.026
● Green	Black plastic	MP2-10G	1SFA611101R1002	10	0.016
	Chrome plastic	MP2-20G	1SFA611101R2002	10	0.016
	Chrome metal	MP2-30G	1SFA611101R3002	10	0.026
● Yellow	Black plastic	MP2-10Y	1SFA611101R1003	10	0.016
	Chrome metal	MP2-30Y	1SFA611101R3003	10	0.026
	● Blue	Black plastic	MP2-10L	1SFA611101R1004	10
Chrome plastic		MP2-20L	1SFA611101R2004	10	0.016
Chrome metal		MP2-30L	1SFA611101R3004	10	0.026
○ White	Black plastic	MP2-10W	1SFA611101R1005	10	0.016
	Chrome plastic	MP2-20W	1SFA611101R2005	10	0.016
	● Black	Black plastic	MP2-10B	1SFA611101R1006	10
Chrome plastic		MP2-20B	1SFA611101R2006	10	0.016
Chrome metal		MP2-30B	1SFA611101R3006	10	0.026
○ Clear	Black plastic	MP2-10C	1SFA611101R1008	10	0.016



MP1, MP2
Dimensions (mm, inches)

02

Modular range

Non-illuminated extended pushbuttons



MP3-10R

1SFC151006V0001



MP3-20Y

1SFC151028V0001



MP3-10W

1SFC151013V0001



MP3-10C

1SFC151333V0001



MP4-10G

1SFC151012V0001



MP4-10L

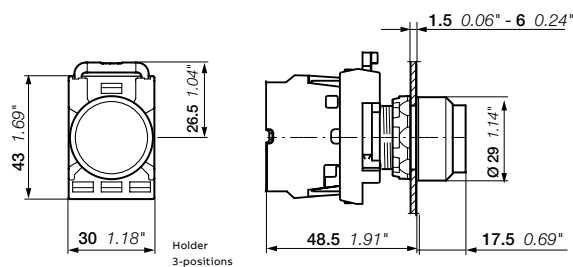
1SFC151019V0001



MP4-10B

1SFC151011V0001

Operator	Bezel	Type	Order code	Pkg qty	Weight (1 pce) kg
Momentary					
● Red	Black plastic	MP3-10R	1SFA611102R1001	10	0.016
	Chrome plastic	MP3-20R	1SFA611102R2001	10	0.016
	Chrome metal	MP3-30R	1SFA611102R3001	10	0.026
● Green	Black plastic	MP3-10G	1SFA611102R1002	10	0.016
	Chrome plastic	MP3-20G	1SFA611102R2002	10	0.016
	Chrome metal	MP3-30G	1SFA611102R3002	10	0.026
● Yellow	Black plastic	MP3-10Y	1SFA611102R1003	10	0.016
	Chrome plastic	MP3-20Y	1SFA611102R2003	10	0.016
	Chrome metal	MP3-30Y	1SFA611102R3003	10	0.026
● Blue	Black plastic	MP3-10L	1SFA611102R1004	10	0.016
	Chrome plastic	MP3-20L	1SFA611102R2004	10	0.016
	Chrome metal	MP3-30L	1SFA611102R3004	10	0.026
○ White	Black plastic	MP3-10W	1SFA611102R1005	10	0.016
	Chrome plastic	MP3-20W	1SFA611102R2005	10	0.016
	Chrome metal	MP3-30W	1SFA611102R3005	10	0.026
● Black	Black plastic	MP3-10B	1SFA611102R1006	10	0.016
	Chrome plastic	MP3-20B	1SFA611102R2006	10	0.016
	Chrome metal	MP3-30B	1SFA611102R3006	10	0.026
○ Clear	Black plastic	MP3-10C	1SFA611102R1008	10	0.016
	Chrome metal	MP3-30C	1SFA611102R3008	10	0.026
Maintained					
● Red	Black plastic	MP4-10R	1SFA611103R1001	10	0.016
	Chrome plastic	MP4-20R	1SFA611103R2001	10	0.016
● Green	Black plastic	MP4-10G	1SFA611103R1002	10	0.016
	Chrome plastic	MP4-20G	1SFA611103R2002	10	0.016
● Yellow	Black plastic	MP4-10Y	1SFA611103R1003	10	0.016
	Chrome plastic	MP4-20Y	1SFA611103R2003	10	0.016
● Blue	Black plastic	MP4-10L	1SFA611103R1004	10	0.016
	Chrome plastic	MP4-20L	1SFA611103R2004	10	0.016
○ White	Black plastic	MP4-10W	1SFA611103R1005	10	0.016
● Black	Black plastic	MP4-10B	1SFA611103R1006	10	0.016
	Chrome metal	MP4-30B	1SFA611103R3006	10	0.026
○ Clear	Black plastic	MP4-10C	1SFA611103R1008	10	0.016



MP3, MP4
Dimensions (mm, inches)

Modular range

Illuminated flush pushbuttons



MP1-31G

15FC151048V0001



MP1-11Y

15FC151042V0001



MP1-21L

15FC151046V0001



MP2-31R

15FC151046V0001



MP2-11L

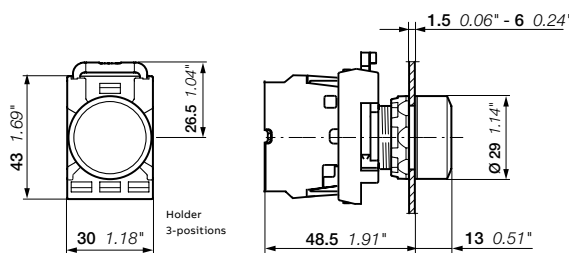
15FC151040V0001



MP2-11C

15FC151046V0001

Operator	Bezel	Type	Order code	Pkg qty	Weight (1 pce) kg
Momentary					
● Red	Black plastic	MP1-11R	1SFA611100R1101	10	0.016
	Chrome plastic	MP1-21R	1SFA611100R2101	10	0.016
	Chrome metal	MP1-31R	1SFA611100R3101	10	0.026
● Green	Black plastic	MP1-11G	1SFA611100R1102	10	0.016
	Chrome plastic	MP1-21G	1SFA611100R2102	10	0.016
	Chrome metal	MP1-31G	1SFA611100R3102	10	0.026
● Yellow	Black plastic	MP1-11Y	1SFA611100R1103	10	0.016
	Chrome plastic	MP1-21Y	1SFA611100R2103	10	0.016
	Chrome metal	MP1-31Y	1SFA611100R3103	10	0.026
● Blue	Black plastic	MP1-11L	1SFA611100R1104	10	0.016
	Chrome plastic	MP1-21L	1SFA611100R2104	10	0.016
	Chrome metal	MP1-31L	1SFA611100R3104	10	0.026
○ White	Black plastic	MP1-11W	1SFA611100R1105	10	0.016
	Chrome plastic	MP1-21W	1SFA611100R2105	10	0.016
	Chrome metal	MP1-31W	1SFA611100R3105	10	0.026
○ Clear	Black plastic	MP1-11C	1SFA611100R1108	10	0.016
	Chrome plastic	MP1-21C	1SFA611100R2108	10	0.016
	Chrome metal	MP1-31C	1SFA611100R3108	10	0.026
Maintained					
● Red	Black plastic	MP2-11R	1SFA611101R1101	10	0.016
	Chrome plastic	MP2-21R	1SFA611101R2101	10	0.016
	Chrome metal	MP2-31R	1SFA611101R3101	10	0.026
● Green	Black plastic	MP2-11G	1SFA611101R1102	10	0.016
	Chrome plastic	MP2-21G	1SFA611101R2102	10	0.016
	Chrome metal	MP2-31G	1SFA611101R3102	10	0.026
● Yellow	Black plastic	MP2-11Y	1SFA611101R1103	10	0.016
	Chrome plastic	MP2-21Y	1SFA611101R2103	10	0.016
	Chrome metal	MP2-31Y	1SFA611101R3103	10	0.026
● Blue	Black plastic	MP2-11L	1SFA611101R1104	10	0.016
	Chrome plastic	MP2-21L	1SFA611101R2104	10	0.016
	Chrome metal	MP2-31L	1SFA611101R3104	10	0.026
○ White	Black plastic	MP2-11W	1SFA611101R1105	10	0.016
	Chrome plastic	MP2-21W	1SFA611101R2105	10	0.016
	Chrome metal	MP2-31W	1SFA611101R3105	10	0.026
○ Clear	Black plastic	MP2-11C	1SFA611101R1108	10	0.016
	Chrome plastic	MP2-21C	1SFA611101R2108	10	0.016
	Chrome metal	MP2-31C	1SFA611101R3108	10	0.026



MP1, MP2

Dimensions (mm, inches)

Modular range

Illuminated extended pushbuttons



1SFC151065V0001

MP3-11R



1SFC151062V0001

MP3-31G



1SFC151072V0001

MP3-11W



1SFC151083V0001

MP4-11Y



1SFC151061V0001

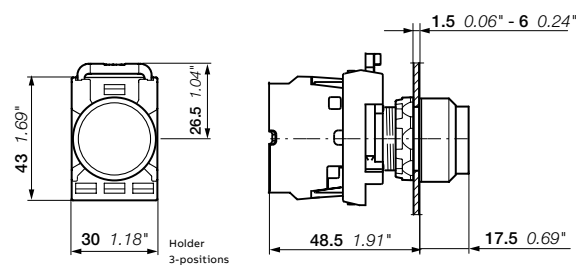
MP4-31L



1SFC151067V0001

MP4-21C

Operator	Bezel	Type	Order code	Pkg qty	Weight (1 pce) kg
Momentary					
● Red	Black plastic	MP3-11R	1SFA611102R1101	10	0.016
	Chrome plastic	MP3-21R	1SFA611102R2101	10	0.016
	Chrome metal	MP3-31R	1SFA611102R3101	10	0.026
● Green	Black plastic	MP3-11G	1SFA611102R1102	10	0.016
	Chrome plastic	MP3-21G	1SFA611102R2102	10	0.016
	Chrome metal	MP3-31G	1SFA611102R3102	10	0.026
● Yellow	Black plastic	MP3-11Y	1SFA611102R1103	10	0.016
	Chrome plastic	MP3-21Y	1SFA611102R2103	10	0.016
	Chrome metal	MP3-31Y	1SFA611102R3103	10	0.026
● Blue	Black plastic	MP3-11L	1SFA611102R1104	10	0.016
	Chrome plastic	MP3-21L	1SFA611102R2104	10	0.016
	Chrome metal	MP3-31L	1SFA611102R3104	10	0.026
○ White	Black plastic	MP3-11W	1SFA611102R1105	10	0.016
	Chrome plastic	MP3-21W	1SFA611102R2105	10	0.016
	Chrome metal	MP3-31W	1SFA611102R3105	10	0.026
○ Clear	Black plastic	MP3-11C	1SFA611102R1108	10	0.016
	Chrome plastic	MP3-21C	1SFA611102R2108	10	0.016
	Chrome metal	MP3-31C	1SFA611102R3108	10	0.026
Maintained					
● Red	Black plastic	MP4-11R	1SFA611103R1101	10	0.016
	Chrome plastic	MP4-21R	1SFA611103R2101	10	0.016
	Chrome metal	MP4-31R	1SFA611103R3101	10	0.026
● Green	Black plastic	MP4-11G	1SFA611103R1102	10	0.016
	Chrome plastic	MP4-21G	1SFA611103R2102	10	0.016
	Chrome metal	MP4-31G	1SFA611103R3102	10	0.026
● Yellow	Black plastic	MP4-11Y	1SFA611103R1103	10	0.016
	Chrome plastic	MP4-21Y	1SFA611103R2103	10	0.016
● Blue	Black plastic	MP4-11L	1SFA611103R1104	10	0.016
	Chrome plastic	MP4-21L	1SFA611103R2104	10	0.016
	Chrome metal	MP4-31L	1SFA611103R3104	10	0.026
○ White	Black plastic	MP4-11W	1SFA611103R1105	10	0.016
	Chrome plastic	MP4-21W	1SFA611103R2105	10	0.016
○ Clear	Black plastic	MP4-11C	1SFA611103R1108	10	0.016
	Chrome plastic	MP4-21C	1SFA611103R2108	10	0.016
	Chrome metal	MP4-31C	1SFA611103R3108	10	0.026



MP3, MP4

Dimensions (mm, inches)

Modular range

Non-illuminated double pushbuttons momentary



MPD1-11B



MPD5-11B



MPD13-11B



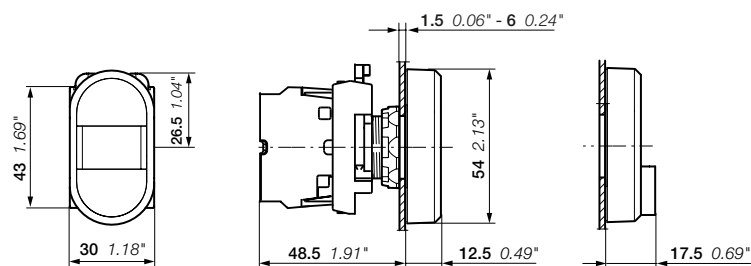
MPD15-11B



MA1-8139

Operator upper button	Operator lower button	Type	Order code	Pkg qty	Weight (1 pce) kg
Flush pushbutton					
● Green	● Red				
No text	No text	MPD1-11B	1SFA611130R1106	10	0.025
I	0	MPD2-11B	1SFA611131R1106	10	0.025
ON	OFF	MPD3-11B	1SFA611132R1106	10	0.025
START	STOP	MPD4-11B	1SFA611133R1106	10	0.025
○ White	● Black				
No text	No text	MPD5-11B	1SFA611134R1106	10	0.025
I	0	MPD6-11B	1SFA611135R1106	10	0.025
ON	OFF	MPD7-11B	1SFA611136R1106	10	0.025
START	STOP	MPD8-11B	1SFA611137R1106	10	0.025
● Black	● Red				
No text	No text	MPD9-11B	1SFA611138R1106	10	0.025
Extended lower pushbutton					
● Green	● Red				
No text	No text	MPD12-11B	1SFA611141R1106	10	0.025
I	0	MPD13-11B	1SFA611142R1106	10	0.025
ON	OFF	MPD14-11B	1SFA611143R1106	10	0.025
START	STOP	MPD15-11B	1SFA611144R1106	10	0.025
○ White	● Black				
No text	No text	MPD16-11B	1SFA611145R1106	10	0.025
I	0	MPD17-11B	1SFA611146R1106	10	0.025
ON	OFF	MPD18-11B	1SFA611147R1106	10	0.025
START	STOP	MPD19-11B	1SFA611148R1106	10	0.025
Accessories					
Legend plate holder					
2-position		MA1-8139	1SFA611920R8139	10	0.030

Note: Insert not included. Suitable for insert size 27 x 15 mm. Refer to Legend plates section.



MPD
Dimensions (mm, inches)

Modular range


Illuminated double pushbuttons momentary - Flush lower button



MPD4-11C



MPD5-11C



MPD2-11R



MPD3-11G



MA1-8139

Operator upper button	Operator lower button	Type	Order code	Pkg qty	Weight (1 pce) kg
-----------------------	-----------------------	------	------------	---------	-------------------

Clear light indicator

● Green		● Red			
No text	No text	MPD1-11C	1SFA611130R1108	10	0.025
I	0	MPD2-11C	1SFA611131R1108	10	0.025
ON	OFF	MPD3-11C	1SFA611132R1108	10	0.025
START	STOP	MPD4-11C	1SFA611133R1108	10	0.025
○ White		● Black			
No text	No text	MPD5-11C	1SFA611134R1108	10	0.025
I	0	MPD6-11C	1SFA611135R1108	10	0.025
START	STOP	MPD8-11C	1SFA611137R1108	10	0.025

Red light indicator

● Green		● Red			
No text	No text	MPD1-11R	1SFA611130R1101	10	0.025
I	0	MPD2-11R	1SFA611131R1101	10	0.025
ON	OFF	MPD3-11R	1SFA611132R1101	10	0.025
START	STOP	MPD4-11R	1SFA611133R1101	10	0.025
○ White		● Black			
No text	No text	MPD5-11R	1SFA611134R1101	10	0.025

Green light indicator

● Green		● Red			
No text	No text	MPD1-11G	1SFA611130R1102	10	0.025
I	0	MPD2-11G	1SFA611131R1102	10	0.025
ON	OFF	MPD3-11G	1SFA611132R1102	10	0.025
START	STOP	MPD4-11G	1SFA611133R1102	10	0.025
○ White		● Black			
No text	No text	MPD5-11G	1SFA611134R1102	10	0.025
I	0	MPD6-11G	1SFA611135R1102	10	0.025
ON	OFF	MPD7-11G	1SFA611136R1102	10	0.025
START	STOP	MPD8-11G	1SFA611137R1102	10	0.025

Yellow light indicator

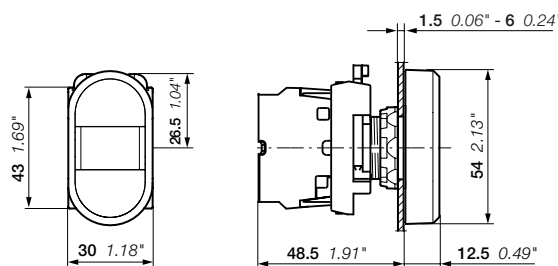
● Green		● Red			
No text	No text	MPD1-11Y	1SFA611130R1103	10	0.025
I	0	MPD2-11Y	1SFA611131R1103	10	0.025
ON	OFF	MPD3-11Y	1SFA611132R1103	10	0.025
START	STOP	MPD4-11Y	1SFA611133R1103	10	0.025
○ White		● Black			
No text	No text	MPD5-11Y	1SFA611134R1103	10	0.025

Accessories

Legend plate holder

2-position	MA1-8139	1SFA611920R8139	10	0.030
------------	----------	-----------------	----	-------

Note: Insert not included. Suitable for insert size 27 x 15 mm. Refer to Legend plates section.



MPD
Dimensions (mm, inches)

Modular range

Illuminated double pushbuttons momentary - Extended lower button



MPD12-11C

1SFA6114R1108



MPD14-11C

1SFA61143R1108



MDP13-11R

1SFA61142R1101



MDP14-11G

1SFA61143R1102



MDP12-11Y

1SFA61141R1103



MA1-8139

1SFA611920R8139

Operator upper button	Operator lower button	Type	Order code	Pkg qty	Weight (1 pce) kg
-----------------------	-----------------------	------	------------	---------	-------------------

Clear light indicator

Green	Red				
No text	No text	MPD12-11C	1SFA611141R1108	10	0.025
I	0	MPD13-11C	1SFA611142R1108	10	0.025
ON	OFF	MPD14-11C	1SFA611143R1108	10	0.025
START	STOP	MPD15-11C	1SFA611144R1108	10	0.025

White	Black				
No text	No text	MPD16-11C	1SFA611145R1108	10	0.025
I	0	MPD17-11C	1SFA611146R1108	10	0.025
START	STOP	MPD19-11C	1SFA611148R1108	10	0.025

Red light indicator

Green	Red				
No text	No text	MPD12-11R	1SFA611141R1101	10	0.025
I	0	MPD13-11R	1SFA611142R1101	10	0.025
ON	OFF	MPD14-11R	1SFA611143R1101	10	0.025
START	STOP	MPD15-11R	1SFA611144R1101	10	0.025

White	Black				
No text	No text	MPD16-11R	1SFA611145R1101	10	0.025

Green light indicator

Green	Red				
No text	No text	MPD12-11G	1SFA611141R1102	10	0.025
I	0	MPD13-11G	1SFA611142R1102	10	0.025
ON	OFF	MPD14-11G	1SFA611143R1102	10	0.025
START	STOP	MPD15-11G	1SFA611144R1102	10	0.025

White	Black				
No text	No text	MPD16-11G	1SFA611145R1102	10	0.025
I	0	MPD17-11G	1SFA611146R1102	10	0.025
START	STOP	MPD19-11G	1SFA611148R1102	10	0.025

Yellow light indicator

Green	Red				
No text	No text	MPD12-11Y	1SFA611141R1103	10	0.025
I	0	MPD13-11Y	1SFA611142R1103	10	0.025
ON	OFF	MPD14-11Y	1SFA611143R1103	10	0.025
START	STOP	MPD15-11Y	1SFA611144R1103	10	0.025

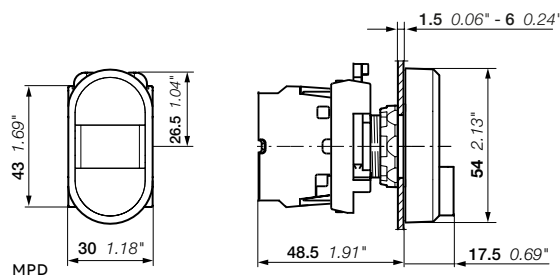
White	Black				
No text	No text	MPD16-11Y	1SFA611145R1103	10	0.025
I	0	MPD17-11Y	1SFA611146R1103	10	0.025

Accessories

Legend plate holder

2-position	MA1-8139	1SFA611920R8139	1	0.030
------------	----------	-----------------	---	-------

Note: Insert not included. Suitable for insert size 27 x 15 mm. Refer to Legend plates section.



Dimensions (mm, inches)

Modular range

Mushroom pushbuttons momentary



MPM1-10G

15FC151007V0001



MPM1-10B

15FC151010V0001



MPM2-10R

15FC151073V0001



MPM2-10Y

15FC151074V0001



MPM1-11G

15FC151173V0001



MPM2-11R

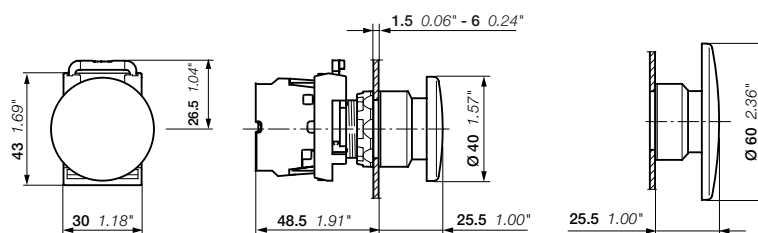
15FC151155V0001

Non illuminated

Operator	Type	Order code	Pkg qty	Weight (1 pce) kg
Ø 40 mm				
● Red	MPM1-10R	1SFA611124R1001	10	0.018
● Green	MPM1-10G	1SFA611124R1002	10	0.018
● Yellow	MPM1-10Y	1SFA611124R1003	10	0.018
● Black	MPM1-10B	1SFA611124R1006	10	0.018
Ø 60 mm				
● Red	MPM2-10R	1SFA611125R1001	10	0.020
● Yellow	MPM2-10Y	1SFA611125R1003	10	0.020
● Black	MPM2-10B	1SFA611125R1006	10	0.020

Illuminated

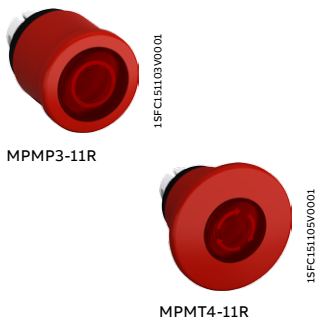

Operator	Type	Order code	Pkg qty	Weight (1 pce) kg
Ø 40 mm				
● Red	MPM1-11R	1SFA611124R1101	10	0.018
● Green	MPM1-11G	1SFA611124R1102	10	0.018
● Yellow	MPM1-11Y	1SFA611124R1103	10	0.018
Ø 60 mm				
● Red	MPM2-11R	1SFA611125R1101	10	0.020
● Yellow	MPM2-11Y	1SFA611125R1103	10	0.020



MPM1, MPM2
Dimensions (mm, inches)

Modular range

Emergency stop pushbuttons



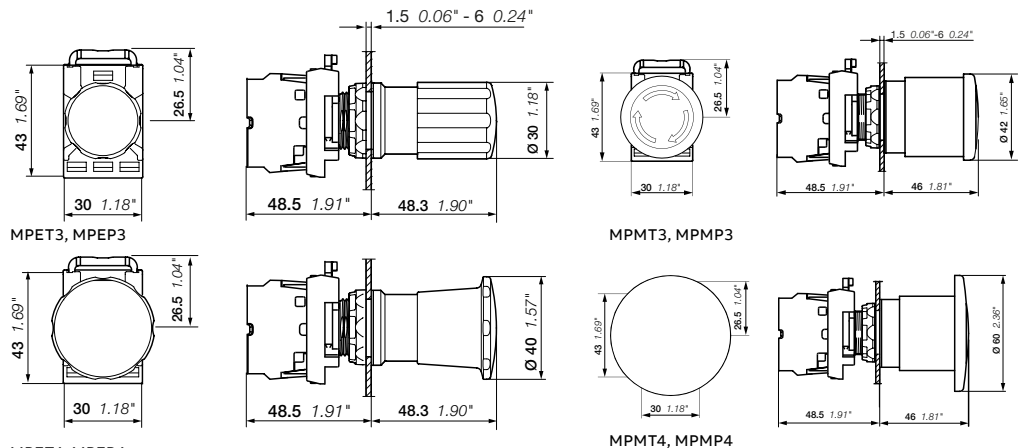
Non illuminated

The emergency stops pushbuttons conform to the standard EN/IEC 60947-5-5, Safety of machinery EN/ISO 13850, IEC 60204-1 and to Machinery directive 2006/42/EC.

Operator	Release method	Type	Order code	Pkg qty	Weight (1 pce) kg
Ø 30 mm					
● Red	Twist release	MPET3-10R	1SFA611520R1001	1	0.036
● Red	Pull release	MPEP3-10R	1SFA611521R1001	1	0.036
● Red	Key code 455	MPEK3-11R	1SFA611522R1101	1	0.065
● Red	Key code 421	MPEK3-12R	1SFA611522R1201	1	0.065
● Red	Key code 3433-E	MPEK3-13R	1SFA611522R1301	1	0.065
Ø 40 mm					
● Red	Twist release	MPET4-10R	1SFA611523R1001	1	0.036
● Red	Pull release	MPEP4-10R	1SFA611524R1001	1	0.036
● Red	Key code 455	MPEK4-11R	1SFA611525R1101	1	0.065
● Red	Key code 421	MPEK4-12R	1SFA611525R1201	1	0.065
● Red	Key code 3433-E	MPEK4-13R	1SFA611525R1301	1	0.065
Ø 60 mm					
● Red	Twist release	MPMT4-10R	1SFA611513R1001	1	0.048
● Red	Pull release	MPMP4-10R	1SFA611514R1001	1	0.048

Illuminated

Operator	Release method	Type	Order code	Pkg qty	Weight (1 pce) kg
Ø 40 mm					
● Red	Twist release	MPMT3-11R	1SFA611510R1101	1	0.041
● Red	Pull release	MPMP3-11R	1SFA611511R1101	1	0.041
Ø 60 mm					
● Red	Twist release	MPMT4-11R	1SFA611513R1101	1	0.048
● Red	Pull release	MPMP4-11R	1SFA611514R1101	1	0.048



Modular range

Machine stop pushbuttons



1SFC151094V0001

MPET3-10B



1SFC151096V0001

MPET4-10B

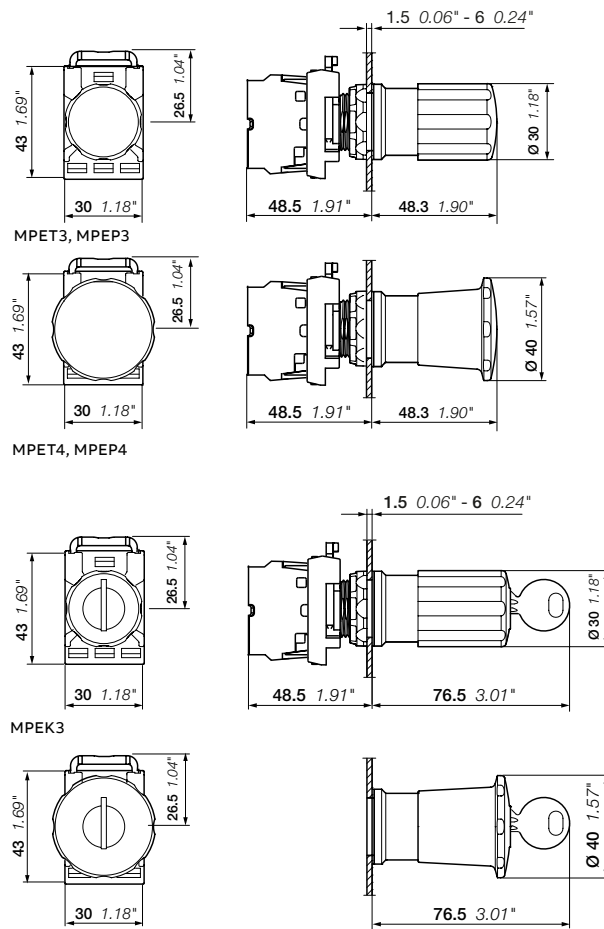


1SFC151110V0001

MPEK4-11B

Non illuminated

Operator	Release method	Type	Order code	Pkg qty	Weight (1 pce) kg
Ø 30 mm					
● Black	Twist release	MPET3-10B	1SFA611520R1006	1	0.036
● Black	Pull release	MPEP3-10B	1SFA611521R1006	1	0.036
● Black	Key code 455	MPEK3-11B	1SFA611522R1106	1	0.065
Ø 40 mm					
● Black	Twist release	MPET4-10B	1SFA611523R1006	1	0.036
● Black	Pull release	MPEP4-10B	1SFA611524R1006	1	0.036
● Black	Key code 455	MPEK4-11B	1SFA611525R1106	1	0.065



Dimensions (mm, inches)

Modular range

Heavy duty pushbuttons



KP6-40R

1SFC15133V0001



KP6-40G

1SFC151336V0001



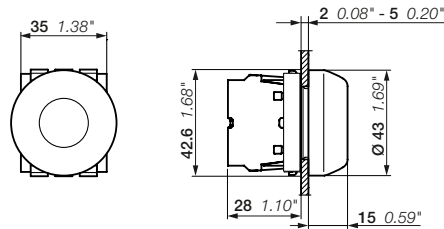
KP6-40B

1SFC151337V0001

Description

For 30 mm mounting hole, 3-position holder included

Color	Type	Order code	Pkg qty	Weight (1 pce) kg
● Red	KP6-40R	1SFA616105R4001	1	0.028
● Green	KP6-40G	1SFA616105R4002	1	0.028
● Black	KP6-40B	1SFA616105R4006	1	0.028



KP6

Modular range

Pilot lights



ML1-100R

1SFC151134V0001



ML1-100G

1SFC151135V0001



ML1-100Y

1SFC151136V0001



ML1-100C

1SFC151138V0001



ML1-100L

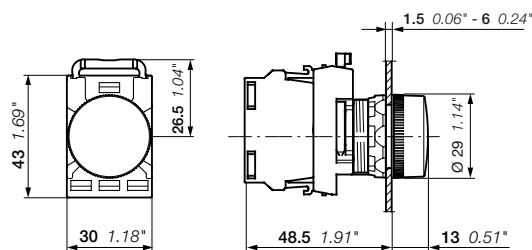
1SFC151137V0001

Color	Type	Order code	Pkg qty	Weight (1 pce) kg
● Red	ML1-100R	1SFA611400R1001	10	0.018
● Green	ML1-100G	1SFA611400R1002	10	0.018
● Yellow	ML1-100Y	1SFA611400R1003	10	0.018
● Blue	ML1-100L	1SFA611400R1004	10	0.018
○ White	ML1-100W	1SFA611400R1005	10	0.018
○ Clear	ML1-100C	1SFA611400R1008	10	0.018

Lens

Light diffusing lens	Order code	Pkg qty	Weight (1 pce) kg
KA1-8005	1SFA616920R8005	10	0.001

Note: Light diffusing lens is used to improve spread of illumination from LED blocks. Cannot be used together with text cap.



ML1

Dimensions (mm, inches)

Modular range

Non-illuminated selector switches - 2-position - Short handle




M2SS1-10R

1SFC15128V0001



M2SS1-30B

1SFC151315V0001

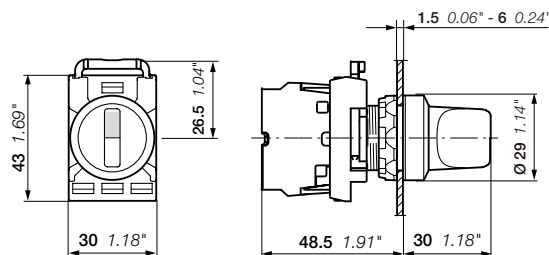
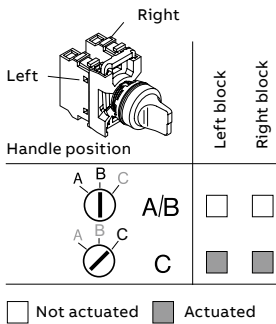


M2SS1-10U

1SFC15129V0001

Operating principle	Color	Bezel	Type	Order code	Pkg qty	Weight (1 pce) kg	
	● Red	Black plastic	M2SS1-10R	1SFA611200R1001	10	0.015	
		Chrome plastic	M2SS1-20R	1SFA611200R2001	10	0.015	
		Chrome metal	M2SS1-30R	1SFA611200R3001	10	0.024	
	● Black	Black plastic	M2SS1-10B	1SFA611200R1006	10	0.015	
		Chrome plastic	M2SS1-20B	1SFA611200R2006	10	0.015	
		Chrome metal	M2SS1-30B	1SFA611200R3006	10	0.024	
● Grey	Black plastic	M2SS1-10U	1SFA611200R1007	10	0.015		
	Chrome plastic	M2SS1-20U	1SFA611200R2007	10	0.015		
	● Red	Black plastic	M2SS2-10R	1SFA611201R1001	10	0.015	
		Chrome plastic	M2SS2-20R	1SFA611201R2001	10	0.015	
		Chrome metal	M2SS2-30R	1SFA611201R3001	10	0.024	
	● Black	Black plastic	M2SS2-10B	1SFA611201R1006	10	0.015	
		Chrome plastic	M2SS2-20B	1SFA611201R2006	10	0.015	
		Chrome metal	M2SS2-30B	1SFA611201R3006	10	0.024	
	● Grey	Black plastic	M2SS2-10U	1SFA611201R1007	10	0.015	
		Chrome plastic	M2SS2-20U	1SFA611201R2007	10	0.015	
		Chrome metal	M2SS2-30U	1SFA611201R3007	10	0.024	
		● Red	Black plastic	M2SS3-10R	1SFA611202R1001	10	0.015
			Chrome plastic	M2SS3-20R	1SFA611202R2001	10	0.015
			Chrome metal	M2SS3-30R	1SFA611202R3001	10	0.024
● Black		Black plastic	M2SS3-10B	1SFA611202R1006	10	0.015	
		Chrome plastic	M2SS3-20B	1SFA611202R2006	10	0.015	
		Chrome metal	M2SS3-30B	1SFA611202R3006	10	0.024	
● Grey	Black plastic	M2SS3-10U	1SFA611202R1007	10	0.015		
	Chrome plastic	M2SS3-20U	1SFA611202R2007	10	0.015		

Contacts actuated



M2SS

Dimensions (mm, inches)

Modular range

Non-illuminated selector switches - 2-position - Long handle



M2SS4-10R



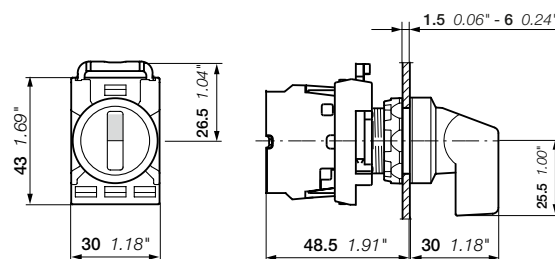
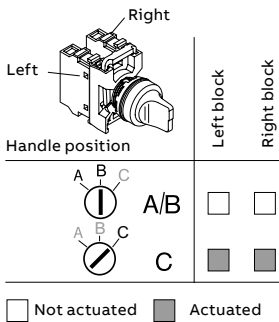
M2SS4-30B



M2SS4-10U

Operating principle	Color	Bezel	Type	Order code	Pkg qty	Weight (1 pce) kg
	● Red	Black plastic	M2SS4-10R	1SFA611203R1001	10	0.018
		Chrome plastic	M2SS4-20R	1SFA611203R2001	10	0.018
	● Black	Black plastic	M2SS4-10B	1SFA611203R1006	10	0.018
		Chrome plastic	M2SS4-20B	1SFA611203R2006	10	0.018
	● Grey	Chrome metal	M2SS4-30B	1SFA611203R3006	10	0.027
		Black plastic	M2SS4-10U	1SFA611203R1007	10	0.018
	● Red	Black plastic	M2SS5-10R	1SFA611204R1001	10	0.018
		Chrome plastic	M2SS5-20R	1SFA611204R2001	10	0.018
		Chrome metal	M2SS5-30R	1SFA611204R3001	10	0.027
	● Black	Black plastic	M2SS5-10B	1SFA611204R1006	10	0.018
		Chrome plastic	M2SS5-20B	1SFA611204R2006	10	0.018
		Chrome metal	M2SS5-30B	1SFA611204R3006	10	0.027
● Grey	Black plastic	M2SS5-10U	1SFA611204R1007	10	0.018	
	Chrome plastic	M2SS5-20U	1SFA611204R2007	10	0.018	
		● Red	Black plastic	M2SS6-10R	1SFA611205R1001	10
Black plastic			M2SS6-10B	1SFA611205R1006	10	0.018
Chrome plastic			M2SS6-20B	1SFA611205R2006	10	0.018
● Black		Chrome metal	M2SS6-30B	1SFA611205R3006	10	0.027
		Black plastic	M2SS6-10U	1SFA611205R1007	10	0.018
		Chrome plastic	M2SS6-20U	1SFA611205R2007	10	0.018

Contacts actuated



M2SS

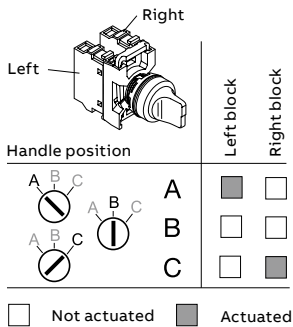
Dimensions (mm, inches)

Modular range

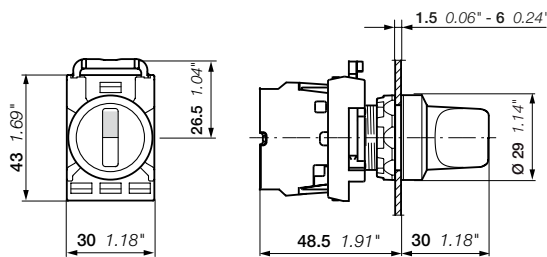
Non-illuminated selector switches - 3-position - Short handle



Contacts actuated



Operating principle	Color	Bezel	Type	Order code	Pkg qty	Weight (1 pce) kg
	● Red	Black plastic	M3SS1-10R	1SFA611210R1001	10	0.015
		Chrome plastic	M3SS1-20R	1SFA611210R2001	10	0.015
		Chrome metal	M3SS1-30R	1SFA611210R3001	10	0.024
	● Black	Black plastic	M3SS1-10B	1SFA611210R1006	10	0.015
		Chrome plastic	M3SS1-20B	1SFA611210R2006	10	0.015
		Chrome metal	M3SS1-30B	1SFA611210R3006	10	0.024
	● Grey	Black plastic	M3SS1-10U	1SFA611210R1007	10	0.015
		Chrome plastic	M3SS1-20U	1SFA611210R2007	10	0.015
		Chrome metal	M3SS1-30U	1SFA611210R3007	10	0.024
	● Red	Black plastic	M3SS2-10R	1SFA611211R1001	10	0.015
		Chrome plastic	M3SS2-20R	1SFA611211R2001	10	0.015
		Chrome metal	M3SS2-30R	1SFA611211R3001	10	0.024
	● Black	Black plastic	M3SS2-10B	1SFA611211R1006	10	0.015
		Chrome plastic	M3SS2-20B	1SFA611211R2006	10	0.015
		Chrome metal	M3SS2-30B	1SFA611211R3006	10	0.024
	● Grey	Black plastic	M3SS2-10U	1SFA611211R1007	10	0.015
		Chrome plastic	M3SS2-20U	1SFA611211R2007	10	0.015
		Chrome metal	M3SS2-30U	1SFA611211R3007	10	0.024
	● Red	Black plastic	M3SS3-10R	1SFA611212R1001	10	0.015
		Chrome plastic	M3SS3-20R	1SFA611212R2006	10	0.015
		Chrome metal	M3SS3-30R	1SFA611212R3006	10	0.024
	● Black	Black plastic	M3SS3-10B	1SFA611212R1006	10	0.015
		Chrome plastic	M3SS3-20B	1SFA611212R2006	10	0.015
		Chrome metal	M3SS3-30B	1SFA611212R3006	10	0.024
	● Grey	Black plastic	M3SS3-10U	1SFA611212R1007	10	0.015
		Chrome plastic	M3SS3-20U	1SFA611212R2007	10	0.015
		Chrome metal	M3SS3-30U	1SFA611212R3006	10	0.024
	● Red	Black plastic	M3SS7-10R	1SFA611216R1001	10	0.015
		Chrome plastic	M3SS7-20R	1SFA611216R2001	10	0.015
		Chrome metal	M3SS7-30R	1SFA611216R3006	10	0.024
	● Black	Black plastic	M3SS7-10B	1SFA611216R1006	10	0.015
		Chrome plastic	M3SS7-20B	1SFA611216R2006	10	0.015
		Chrome metal	M3SS7-30B	1SFA611216R3006	10	0.024
	● Grey	Black plastic	M3SS7-10U	1SFA611216R1007	10	0.015
		Chrome plastic	M3SS7-20U	1SFA611216R2007	10	0.015
		Chrome metal	M3SS7-30U	1SFA611216R3006	10	0.024



M3SS
Dimensions (mm, inches)

Modular range

Non-illuminated selector switches - 3-position - Long handle



M3SS4-10R



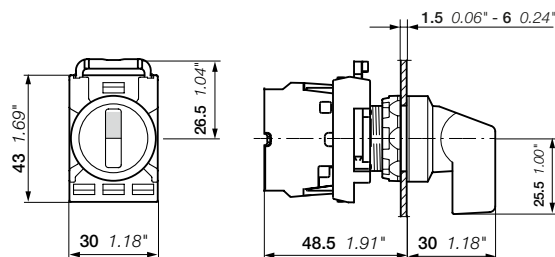
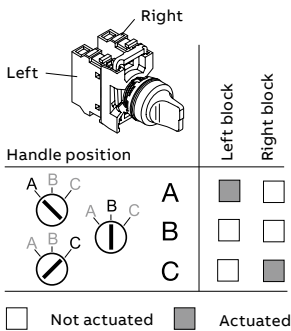
M3SS5-30B



M3SS6-10U

Operating principle	Color	Bezel	Type	Order code	Pkg qty	Weight (1 pce) kg
	● Red	Black plastic	M3SS4-10R	1SFA611213R1001	10	0.018
		Chrome plastic	M3SS4-20R	1SFA611213R2001	10	0.018
	● Black	Black plastic	M3SS4-10B	1SFA611213R1006	10	0.018
		Chrome plastic	M3SS4-20B	1SFA611213R2006	10	0.018
	● Grey	Chrome metal	M3SS4-30B	1SFA611213R3006	10	0.027
		Black plastic	M3SS4-10U	1SFA611213R1007	10	0.018
	● Red	Black plastic	M3SS5-10R	1SFA611214R1001	10	0.018
		Chrome metal	M3SS5-30R	1SFA611214R3001	10	0.018
	● Black	Black plastic	M3SS5-10B	1SFA611214R1006	10	0.018
		Chrome plastic	M3SS5-20B	1SFA611214R2006	10	0.018
	● Grey	Chrome metal	M3SS5-30B	1SFA611214R3006	10	0.027
		Black plastic	M3SS5-10U	1SFA611214R1007	10	0.018
	● Red	Black plastic	M3SS6-10R	1SFA611215R1001	10	0.018
		Black plastic	M3SS6-10B	1SFA611215R1006	10	0.018
	● Black	Chrome plastic	M3SS6-20B	1SFA611215R2006	10	0.018
		Chrome metal	M3SS6-30B	1SFA611215R3006	10	0.027
	● Grey	Black plastic	M3SS6-10U	1SFA611215R1007	10	0.018
		Black plastic	M3SS8-10R	1SFA611217R1001	10	0.018
	● Black	Black plastic	M3SS8-10B	1SFA611217R1006	10	0.018
		Chrome plastic	M3SS8-20B	1SFA611217R2006	10	0.018
	● Grey	Chrome metal	M3SS8-30B	1SFA611217R3006	10	0.027
		Black plastic	M3SS8-10U	1SFA611217R1007	10	0.018

Contacts actuated



M3SS

Dimensions (mm, inches)

Modular range

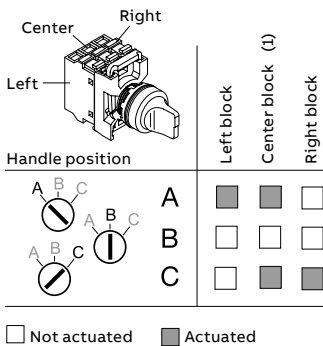
Non-illuminated selector switches - 3-position - Short handle



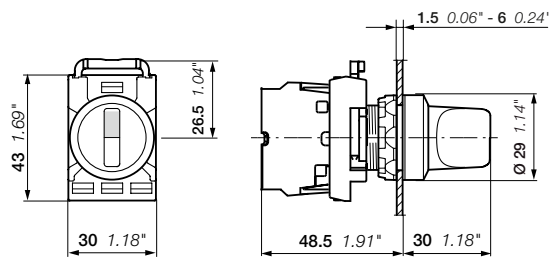
Center block operating

Operating principle	Color	Bezel	Type	Order code	Pkg qty	Weight (1 pce) kg
	● Black	Black plastic	M3SSC1-10B	1SFA611250R1006	10	0.015
		Chrome metal	M3SSC1-30B	1SFA611250R3006	10	0.024
	● Black	Black plastic	M3SSC2-10B	1SFA611251R1006	10	0.015
		Chrome metal	M3SSC2-30B	1SFA611251R3006	10	0.024
	● Black	Black plastic	M3SSC3-10B	1SFA611252R1006	10	0.015
		Chrome metal	M3SSC3-30B	1SFA611252R3006	10	0.024
	● Black	Black plastic	M3SSC7-10B	1SFA611256R1006	10	0.015
		Chrome metal	M3SSC7-30B	1SFA611256R3006	10	0.024

Contacts actuated



(1) To connect 3 separate circuits, one to each position ABC, use 1 NO in left position and right position and 1 NC in center position.



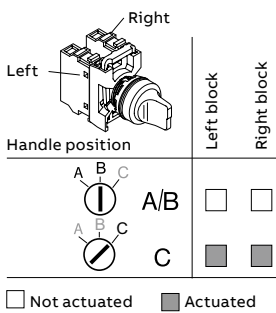
M3SSC
Dimensions (mm, inches)

Modular range

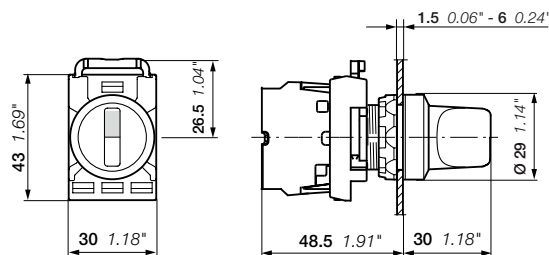
Illuminated selector switches - 2-position - Short handle



Contacts actuated



Operating principle	Color	Bezel	Type	Order code	Pkg qty	Weight (1 pce) kg
	● Red	Black plastic	M2SS1-11R	1SFA611200R1101	10	0.015
		Chrome plastic	M2SS1-21R	1SFA611200R2101	10	0.015
		Chrome metal	M2SS1-31R	1SFA611200R3101	10	0.024
	● Green	Black plastic	M2SS1-11G	1SFA611200R1102	10	0.015
		Chrome plastic	M2SS1-21G	1SFA611200R2102	10	0.015
		Chrome metal	M2SS1-31G	1SFA611200R3102	10	0.024
	● Yellow	Black plastic	M2SS1-11Y	1SFA611200R1103	10	0.015
		Chrome plastic	M2SS1-21Y	1SFA611200R2103	10	0.015
		Chrome metal	M2SS1-31Y	1SFA611200R3103	10	0.024
	● Blue	Black plastic	M2SS1-11L	1SFA611200R1104	10	0.015
		Chrome plastic	M2SS1-21L	1SFA611200R2104	10	0.015
		Chrome metal	M2SS1-31L	1SFA611200R3104	10	0.024
○ Clear	Black plastic	M2SS1-11C	1SFA611200R1108	10	0.015	
	Chrome plastic	M2SS1-21C	1SFA611200R2108	10	0.015	
	Chrome metal	M2SS1-31C	1SFA611200R3108	10	0.024	
	● Red	Black plastic	M2SS2-11R	1SFA611201R1101	10	0.015
		Chrome plastic	M2SS2-21R	1SFA611201R2101	10	0.015
		Chrome metal	M2SS2-31R	1SFA611201R3101	10	0.024
	● Green	Black plastic	M2SS2-11G	1SFA611201R1102	10	0.015
		Chrome plastic	M2SS2-21G	1SFA611201R2102	10	0.015
		Chrome metal	M2SS2-31G	1SFA611201R3102	10	0.024
	● Yellow	Black plastic	M2SS2-11Y	1SFA611201R1103	10	0.015
		Chrome plastic	M2SS2-21Y	1SFA611201R2103	10	0.015
		Chrome metal	M2SS2-31Y	1SFA611201R3103	10	0.024
	● Blue	Black plastic	M2SS2-11L	1SFA611201R1104	10	0.015
		Chrome plastic	M2SS2-21L	1SFA611201R2104	10	0.015
		Chrome metal	M2SS2-31L	1SFA611201R3104	10	0.024
○ Clear	Black plastic	M2SS2-11C	1SFA611201R1108	10	0.015	
	Chrome plastic	M2SS2-21C	1SFA611201R2108	10	0.015	
	Chrome metal	M2SS2-31C	1SFA611201R3108	10	0.024	
	● Red	Black plastic	M2SS3-11R	1SFA611202R1101	10	0.015
		Chrome plastic	M2SS3-21R	1SFA611202R2101	10	0.015
		Chrome metal	M2SS3-31R	1SFA611202R3101	10	0.024
	● Green	Black plastic	M2SS3-11G	1SFA611202R1102	10	0.015
		Chrome plastic	M2SS3-21G	1SFA611202R2102	10	0.015
		Chrome metal	M2SS3-31G	1SFA611202R3102	10	0.024
	● Yellow	Black plastic	M2SS3-11Y	1SFA611202R1103	10	0.015
		Chrome metal	M2SS3-31Y	1SFA611202R3103	10	0.024
		Chrome metal	M2SS3-31Y	1SFA611202R3103	10	0.024
	● Blue	Black plastic	M2SS3-11L	1SFA611202R1104	10	0.015
		Black plastic	M2SS3-11L	1SFA611202R1104	10	0.015
		Chrome plastic	M2SS3-21L	1SFA611202R2104	10	0.015
○ Clear	Black plastic	M2SS3-11C	1SFA611202R1108	10	0.015	
	Black plastic	M2SS3-11C	1SFA611202R1108	10	0.015	
	Chrome metal	M2SS3-31C	1SFA611202R3108	10	0.024	



M2SS
Dimensions (mm, inches)

Modular range

Illuminated selector switches - 2-position - Long handle



M2SS4-11R

1SFCL51320V0001



M2SS4-31G

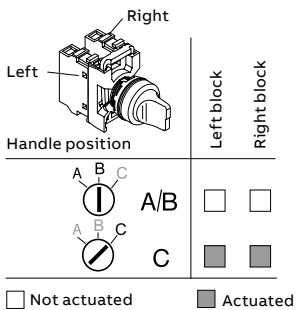
1SFCL51322V0001



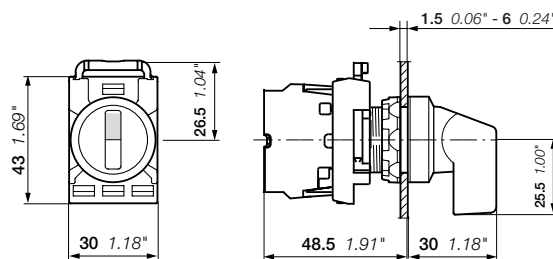
M2SS5-11Y

1SFCL51323V0001

Contacts actuated



Operating principle	Color	Bezel	Type	Order code	Pkg qty	Weight (1 pce) kg	
	● Red	Black plastic	M2SS4-11R	1SFA611203R1101	10	0.018	
		Chrome plastic	M2SS4-21R	1SFA611203R2101	10	0.018	
	● Green	Black plastic	M2SS4-11G	1SFA611203R1102	10	0.018	
		Chrome plastic	M2SS4-21G	1SFA611203R2102	10	0.018	
	● Yellow	Black plastic	M2SS4-11Y	1SFA611203R1103	10	0.018	
		Chrome plastic	M2SS4-21Y	1SFA611203R2103	10	0.018	
	● Blue	Black plastic	M2SS4-11L	1SFA611203R1104	10	0.018	
		Chrome plastic	M2SS4-21L	1SFA611203R2104	10	0.018	
	○ Clear	Black plastic	M2SS4-11C	1SFA611203R1108	10	0.018	
		Chrome plastic	M2SS4-21C	1SFA611203R2108	10	0.018	
		Chrome metal	M2SS4-31C	1SFA611203R3108	10	0.027	
		● Red	Black plastic	M2SS5-11R	1SFA611204R1101	10	0.018
Chrome plastic			M2SS5-21R	1SFA611204R2101	10	0.018	
Chrome metal			M2SS5-31R	1SFA611204R3101	10	0.027	
● Green		Black plastic	M2SS5-11G	1SFA611204R1102	10	0.018	
		Chrome plastic	M2SS5-21G	1SFA611204R2102	10	0.018	
		Chrome metal	M2SS5-31G	1SFA611204R3102	10	0.027	
● Yellow		Black plastic	M2SS5-11Y	1SFA611204R1103	10	0.018	
		Chrome plastic	M2SS5-21Y	1SFA611204R2103	10	0.018	
		Chrome metal	M2SS5-31Y	1SFA611204R3103	10	0.027	
● Blue		Black plastic	M2SS5-11L	1SFA611204R1104	10	0.018	
		Chrome plastic	M2SS5-21L	1SFA611204R2104	10	0.018	
		Chrome metal	M2SS5-31L	1SFA611204R3104	10	0.027	
○ Clear		Black plastic	M2SS5-11C	1SFA611204R1108	10	0.018	
		Chrome plastic	M2SS5-21C	1SFA611204R2108	10	0.018	
		Chrome metal	M2SS5-31C	1SFA611204R3108	10	0.027	
		● Red	Black plastic	M2SS6-11R	1SFA611205R1101	10	0.018
			Chrome plastic	M2SS6-21R	1SFA611205R2101	10	0.018
		● Green	Black plastic	M2SS6-11G	1SFA611205R1102	10	0.018
	Chrome plastic		M2SS6-21G	1SFA611205R2102	10	0.018	
	● Blue	Black plastic	M2SS6-11L	1SFA611205R1104	10	0.018	
		Chrome plastic	M2SS6-21L	1SFA611205R2104	10	0.018	
○ Clear	Black plastic	M2SS6-11C	1SFA611205R1108	10	0.018		
	Chrome metal	M2SS6-31C	1SFA611205R3108	10	0.027		



M2SS

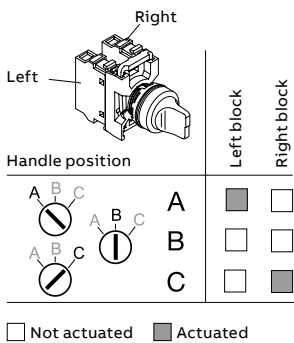
Dimensions (mm, inches)

Modular range

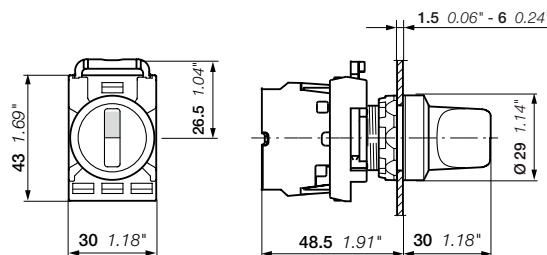
Illuminated selector switches - 3-position - Short handle



Contacts actuated



Operating principle	Color	Bezel	Type	Order code	Pkg qty	Weight (1 pce) kg
	● Red	Black plastic	M3SS1-11R	1SFA611210R1101	10	0.015
		Chrome plastic	M3SS1-21R	1SFA611210R2101	10	0.015
		Chrome metal	M3SS1-31R	1SFA611210R3101	10	0.024
	● Green	Black plastic	M3SS1-11G	1SFA611210R1102	10	0.015
		Chrome plastic	M3SS1-21G	1SFA611210R2102	10	0.015
		Chrome metal	M3SS1-31G	1SFA611210R3102	10	0.024
	● Yellow	Black plastic	M3SS1-11Y	1SFA611210R1103	10	0.015
		Chrome plastic	M3SS1-21Y	1SFA611210R2103	10	0.015
		Chrome metal	M3SS1-31Y	1SFA611210R3103	10	0.024
● Blue	Black plastic	M3SS1-11L	1SFA611210R1104	10	0.015	
	Chrome plastic	M3SS1-21L	1SFA611210R2104	10	0.015	
	Chrome metal	M3SS1-31L	1SFA611210R3104	10	0.024	
○ Clear	Black plastic	M3SS1-11C	1SFA611210R1108	10	0.015	
	Chrome plastic	M3SS1-21C	1SFA611210R2108	10	0.015	
	Chrome metal	M3SS1-31C	1SFA611210R3108	10	0.024	
	● Red	Black plastic	M3SS2-11R	1SFA611211R1101	10	0.015
		Chrome plastic	M3SS2-21R	1SFA611211R2101	10	0.015
		Chrome metal	M3SS2-31R	1SFA611211R3101	10	0.024
	● Green	Black plastic	M3SS2-11G	1SFA611211R1102	10	0.015
		Chrome plastic	M3SS2-21G	1SFA611211R2102	10	0.015
		Chrome metal	M3SS2-31G	1SFA611211R3102	10	0.024
	● Yellow	Black plastic	M3SS2-11Y	1SFA611211R1103	10	0.015
		Chrome plastic	M3SS2-21Y	1SFA611211R2103	10	0.015
		Chrome metal	M3SS2-31Y	1SFA611211R3103	10	0.024
● Blue	Black plastic	M3SS2-11L	1SFA611211R1104	10	0.015	
	Chrome plastic	M3SS2-21L	1SFA611211R2104	10	0.015	
	Chrome metal	M3SS2-31L	1SFA611211R3104	10	0.024	
○ Clear	Black plastic	M3SS2-11C	1SFA611211R1108	10	0.015	
	Chrome plastic	M3SS2-21C	1SFA611211R2108	10	0.015	
	Chrome metal	M3SS2-31C	1SFA611211R3108	10	0.024	
	● Red	Black plastic	M3SS3-11R	1SFA611212R1101	10	0.015
		Chrome plastic	M3SS3-21R	1SFA611212R2101	10	0.015
		Chrome plastic	M3SS3-31R	1SFA611212R3101	10	0.015
	● Green	Black plastic	M3SS3-11G	1SFA611212R1102	10	0.015
		Chrome plastic	M3SS3-21G	1SFA611212R2102	10	0.015
		Chrome plastic	M3SS3-31G	1SFA611212R3102	10	0.015
	● Yellow	Black plastic	M3SS3-11Y	1SFA611212R1103	10	0.015
		Black plastic	M3SS3-11L	1SFA611212R1104	10	0.015
		Black plastic	M3SS3-11L	1SFA611212R1104	10	0.015
○ Clear	Black plastic	M3SS3-11C	1SFA611212R1108	10	0.015	
	Chrome plastic	M3SS3-21C	1SFA611212R2108	10	0.015	
	Chrome metal	M3SS3-31C	1SFA611212R3108	10	0.024	
	● Red	Black plastic	M3SS7-11R	1SFA611216R1101	10	0.015
		Chrome plastic	M3SS7-21G	1SFA611216R2102	10	0.015
		Chrome metal	M3SS7-31G	1SFA611216R3102	10	0.024
	● Yellow	Black plastic	M3SS7-11Y	1SFA611216R1103	10	0.015
		Black plastic	M3SS7-11L	1SFA611216R1104	10	0.015
		Chrome plastic	M3SS7-21L	1SFA611216R2104	10	0.015
	○ Clear	Black plastic	M3SS7-11C	1SFA611216R1108	10	0.015
		Chrome plastic	M3SS7-21C	1SFA611216R2108	10	0.015
		Chrome metal	M3SS7-31C	1SFA611216R3108	10	0.024



M3SS

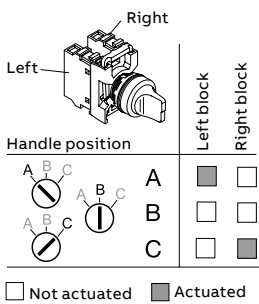
Dimensions (mm, inches)

Modular range

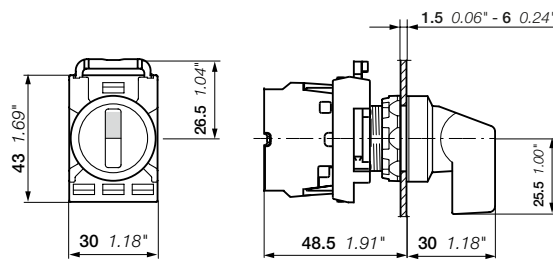
Illuminated selector switches - 3-position - Long handle



Contacts actuated



Operating principle	Color	Bezel	Type	Order code	Pkg qty	Weight (1 pce) kg
	● Red	Black plastic	M3SS4-11R	1SFA611213R1101	10	0.018
		Chrome plastic	M3SS4-21R	1SFA611213R2101	10	0.018
		Chrome metal	M3SS4-31R	1SFA611213R3101	10	0.027
	● Green	Black plastic	M3SS4-11G	1SFA611213R1102	10	0.018
		Chrome plastic	M3SS4-21G	1SFA611213R2102	10	0.018
	● Yellow	Black plastic	M3SS4-11Y	1SFA611213R1103	10	0.018
		Chrome plastic	M3SS4-21Y	1SFA611213R2103	10	0.018
	● Blue	Black plastic	M3SS4-11L	1SFA611213R1104	10	0.018
		Chrome plastic	M3SS4-21L	1SFA611213R2104	10	0.018
	○ Clear	Black plastic	M3SS4-11C	1SFA611213R1108	10	0.018
		Chrome plastic	M3SS4-21C	1SFA611213R2108	10	0.018
		Chrome metal	M3SS4-31C	1SFA611213R3108	10	0.027
	● Red	Black plastic	M3SS5-11R	1SFA611214R1101	10	0.018
		Chrome plastic	M3SS5-21R	1SFA611214R2101	10	0.018
		Chrome metal	M3SS5-31G	1SFA611214R3102	10	0.027
	● Green	Black plastic	M3SS5-11G	1SFA611214R1102	10	0.018
		Chrome plastic	M3SS5-21G	1SFA611214R2102	10	0.018
	● Yellow	Black plastic	M3SS5-11Y	1SFA611214R1103	10	0.018
		Chrome plastic	M3SS5-21Y	1SFA611214R2103	10	0.018
	● Blue	Black plastic	M3SS5-11L	1SFA611214R1104	10	0.018
		Chrome plastic	M3SS5-21L	1SFA611214R2104	10	0.018
	○ Clear	Black plastic	M3SS5-11C	1SFA611214R1108	10	0.018
		Chrome plastic	M3SS5-21C	1SFA611214R2108	10	0.018
		Chrome metal	M3SS5-31C	1SFA611214R3108	10	0.027
	● Red	Black plastic	M3SS6-11R	1SFA611215R1101	10	0.018
		Chrome plastic	M3SS6-21G	1SFA611215R2102	10	0.018
		Chrome metal	M3SS6-31G	1SFA611215R3102	10	0.027
	● Green	Black plastic	M3SS6-11G	1SFA611215R1102	10	0.018
		Chrome plastic	M3SS6-21G	1SFA611215R2102	10	0.018
	● Yellow	Black plastic	M3SS6-11Y	1SFA611215R1103	10	0.018
		Chrome plastic	M3SS6-21Y	1SFA611215R2103	10	0.018
	● Blue	Black plastic	M3SS6-11L	1SFA611215R1104	10	0.018
		Chrome metal	M3SS6-31L	1SFA611215R3104	10	0.027
	○ Clear	Black plastic	M3SS6-11C	1SFA611215R1108	10	0.018
		Black plastic	M3SS8-11R	1SFA611217R1101	10	0.018
		Chrome plastic	M3SS8-21R	1SFA611217R2101	10	0.018
● Green	Black plastic	M3SS8-11G	1SFA611217R1102	10	0.018	
	Chrome plastic	M3SS8-21G	1SFA611217R2102	10	0.018	
● Yellow	Black plastic	M3SS8-11Y	1SFA611217R1103	10	0.018	
	Chrome metal	M3SS8-31G	1SFA611217R3102	10	0.027	
● Blue	Black plastic	M3SS8-11L	1SFA611217R1104	10	0.018	
	Black plastic	M3SS8-11C	1SFA611217R1108	10	0.018	



M3SS
Dimensions (mm, inches)

Modular range

Key-operated selector switches - 2-position

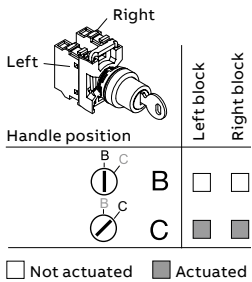


Description

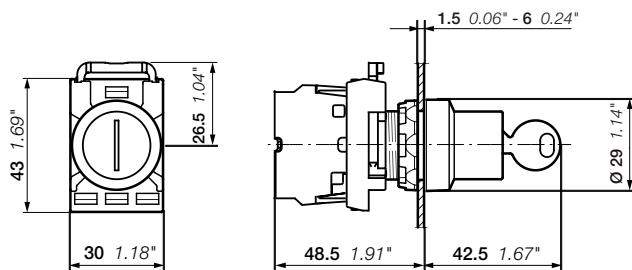
Key-operated selector switches are delivered in black color.

Operating principle	Key release	Bezel	Type	Order code	Pkg qty	Weight (1 pce) kg	
<p>Key can be removed in both positions</p>	Key code 455	Black plastic	M2SSK1-101	1SFA611280R1001	1	0.045	
		Chrome plastic	M2SSK1-201	1SFA611280R2001	1	0.045	
		Chrome metal	M2SSK1-301	1SFA611280R3001	1	0.054	
	Key code 421	Black plastic	M2SSK1-102	1SFA611280R1002	1	0.045	
		Chrome metal	M2SSK1-302	1SFA611280R3002	1	0.054	
		Key code 3433-E	Black plastic	M2SSK1-103	1SFA611280R1003	1	0.045
	Random selection (1)	Black plastic	M2SSK1-104	1SFA611280R1004	25	0.045	
		Chrome metal	M2SSK1-304	1SFA611280R3004	25	0.054	
	<p>Key can be removed in B position only</p>	Key code 455	Black plastic	M2SSK2-101	1SFA611281R1001	1	0.045
			Chrome plastic	M2SSK2-201	1SFA611281R2001	1	0.045
Chrome metal			M2SSK2-301	1SFA611281R3001	1	0.054	
Key code 421		Black plastic	M2SSK2-102	1SFA611281R1002	1	0.045	
		Chrome metal	M2SSK2-302	1SFA611281R3002	1	0.054	
		Key code 3433-E	Black plastic	M2SSK2-103	1SFA611281R1003	1	0.045
Random selection (1)		Chrome plastic	M2SSK2-203	1SFA611281R2003	1	0.045	
		Chrome metal	M2SSK2-303	1SFA611281R3003	1	0.054	
Black plastic		M2SSK2-104	1SFA611281R1004	25	0.045		
		Chrome metal	M2SSK2-304	1SFA611281R3004	25	0.054	
<p>Key can be removed in position B only</p>	Key code 455	Black plastic	M2SSK3-101	1SFA611282R1001	1	0.045	
		Chrome metal	M2SSK3-301	1SFA611282R3001	1	0.054	
	Key code 421	Black plastic	M2SSK3-102	1SFA611282R1002	1	0.045	
		Chrome metal	M2SSK3-302	1SFA611282R3002	1	0.054	
	Key code 3433-E	Black plastic	M2SSK3-103	1SFA611282R1003	1	0.045	
		Chrome metal	M2SSK3-303	1SFA611282R3003	1	0.054	
	Random selection (1)	Black plastic	M2SSK3-104	1SFA611282R1004	25	0.045	
		Chrome metal	M2SSK3-304	1SFA611282R3004	25	0.054	
	<p>Key can be removed in A only</p>	Key code 455	Black plastic	M2SSK4-101	1SFA611289R1001	1	0.045

Contacts actuated



(1) The order code includes 25 keys operated selector switches. Each selector switch includes unique key code. Key codes 455, 421 and 3433-E not included.



M2SSK
Dimensions (mm, inches)







Modular range

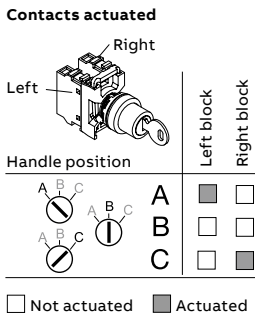
Key-operated selector switches - 3-position



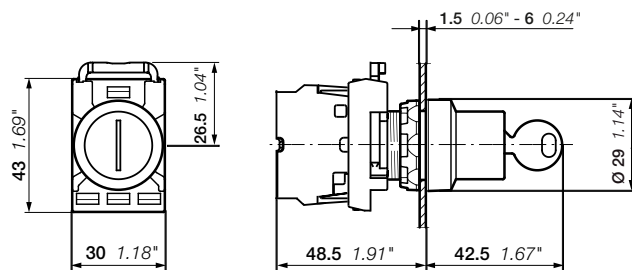
Description

Key-operated selector switches are delivered in black color.

Operating principle	Color	Bezel	Type	Order code	Pkg qty (1 pce)	Weight kg
 Key can be removed in all positions	Key code 455	Black plastic	M3SSK1-101	1SFA611283R1001	1	0.045
		Chrome plastic	M3SSK1-201	1SFA611283R2001	1	0.045
	Key code 421	Black plastic	M3SSK1-301	1SFA611283R3001	1	0.054
		Chrome metal	M3SSK1-102	1SFA611283R1002	1	0.045
	Key code 3433-E	Black plastic	M3SSK1-302	1SFA611283R3002	1	0.054
		Chrome metal	M3SSK1-103	1SFA611283R1003	1	0.045
Random selection (1)	Black plastic	M3SSK1-104	1SFA611283R1004	25	0.045	
	Chrome metal	M3SSK1-304	1SFA611283R3004	25	0.054	
 Key can be removed in position B only	Key code 455	Black plastic	M3SSK2-101	1SFA611284R1001	1	0.045
		Chrome metal	M3SSK2-301	1SFA611284R3001	1	0.054
	Key code 421	Black plastic	M3SSK2-102	1SFA611284R1002	1	0.045
	Key code 3433-E	Black plastic	M3SSK2-103	1SFA611284R1003	1	0.045
	Random selection (1)	Black plastic	M3SSK2-104	1SFA611284R1004	25	0.045
		Chrome metal	M3SSK2-304	1SFA611284R3004	25	0.054
 Key can be removed in position B only	Key code 455	Black plastic	M3SSK3-101	1SFA611285R1001	1	0.045
		Chrome metal	M3SSK3-301	1SFA611285R3001	1	0.054
	Key code 421	Black plastic	M3SSK3-102	1SFA611285R1002	1	0.045
	Key code 3433-E	Black plastic	M3SSK3-103	1SFA611285R1003	1	0.045
	Random selection (1)	Black plastic	M3SSK3-104	1SFA611285R1004	25	0.045
		Chrome metal	M3SSK3-303	1SFA611285R3003	1	0.054
 Key can be removed in position A only	Key code 455	Black plastic	M3SSK4-101	1SFA611286R1001	1	0.045
		Chrome metal	M3SSK4-301	1SFA611286R3001	1	0.054
	Key code 421	Black plastic	M3SSK4-102	1SFA611286R1002	1	0.045
	Key code 3433-E	Black plastic	M3SSK4-103	1SFA611286R1003	1	0.045
	Random selection (1)	Black plastic	M3SSK4-104	1SFA611286R1004	25	0.045
		Chrome metal	M3SSK4-304	1SFA611286R3004	1	0.054
 Key can be removed in all positions	Key code 455	Black plastic	M3SSK5-101	1SFA611287R1001	1	0.045
		Chrome metal	M3SSK5-301	1SFA611287R3001	1	0.054
	Key code 3433-E	Black plastic	M3SSK5-103	1SFA611287R1003	1	0.045
 Key can be removed in A only	Key code 455	Black plastic	M3SSK6-101	1SFA611288R1001	1	0.045



(1) The order code includes 25 key operated selector switches. Each selector switch includes unique key code. Key codes 455, 421 and 3433-E not included.



M3SSK
Dimensions (mm, inches)

Modular range

Potentiometers



MT-110B


1SFC151139W001

Description

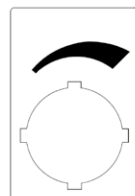
Black knob with integrated position indication and marking in white.

Bezel	Type	Order code	Pkg qty	Weight (1 pce) kg	
Knob with resistor 5 kΩ					
Black plastic	MT-105B	1SFA611410R1056	1	0.040	
Chrome plastic	MT-205B	1SFA611410R2056	1	0.040	
Chrome metal	MT-305B	1SFA611410R3056	1	0.049	
Knob with resistor 10 kΩ					
Black plastic	MT-110B	1SFA611410R1106	1	0.040	
Chrome plastic	MT-210B	1SFA611410R2106	1	0.036	
Chrome metal	MT-310B	1SFA611410R3106	1	0.048	
Knob with resistor 50 kΩ					
Black plastic	MT-150B	1SFA611410R1506	1	0.040	
Chrome plastic	MT-250B	1SFA611410R2506	1	0.040	
Chrome metal	MT-350B	1SFA611410R3506	1	0.049	
Knob without resistor (1)					
Black plastic	MT-1B	1SFA611410R1006	10	0.010	
Chrome plastic	MT-2B	1SFA611410R2006	10	0.010	
Chrome metal	MT-3B	1SFA611410R3006	10	0.019	
Legend plates aluminum					
29.6 x 44.5 mm	Ø 22 mm	-	SK615562-87	10	0.002
48.5 x 44.5 mm, scale: 0-10	Ø 22 mm	-	SK615562-88	10	0.002
48.5 x 44.5 mm, scale: 0-50	Ø 22 mm	MA6-1252	1SFA611930R1252	10	0.002

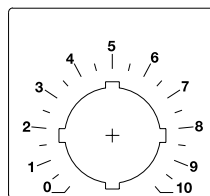
(1) Knob without resistor: for shaft diameter 6-6.35 mm. Min. shaft length 20 mm.



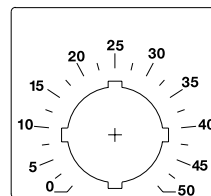
MA6-1252



SK615562-87



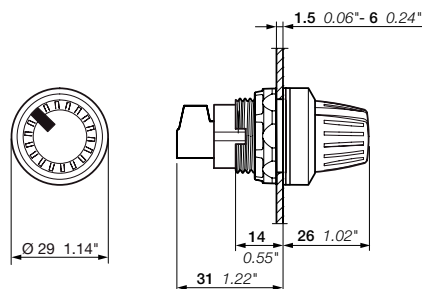
SK615562-88



MA6-1252

Technical data

Power rating	2 W
Mechanical angle	280°
Insulation voltage	900 V
Operating temperature	-1 ... + 70° C
Resistance tolerance	± 10 ohm



MT

Dimensions (mm, inches)

Modular range

Reset pushbuttons



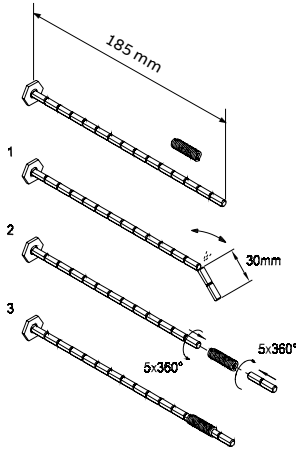
KPR1-100G



KPR1-101L



KPR1-104B



KA1-8047

Description

Reset pushbuttons are momentary and include only black plastic bezel.

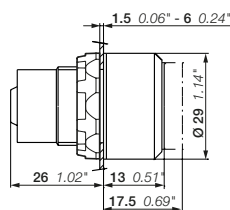
Color	Text	Type	Order code	Pkg qty	Weight (1 pce) kg
Flush reset pushbutton					
● Red	No text	KPR1-100R	1SFA616160R1001	10	0.020
● Green	No text	KPR1-100G	1SFA616160R1002	10	0.020
	I	KPR1-102G	1SFA616160R1022	10	0.020
	II	KPR1-103G	1SFA616160R1032	10	0.020
● Yellow	No text	KPR1-100Y	1SFA616160R1003	10	0.020
	No text	KPR1-100L	1SFA616160R1004	10	0.020
● Blue	No text	KPR1-101L	1SFA616160R1014	10	0.020
	R	KPR1-101W	1SFA616160R1015	10	0.020
○ White	No text	KPR1-100W	1SFA616160R1005	10	0.020
	R	KPR1-102W	1SFA616160R1025	10	0.020
	II	KPR1-103W	1SFA616160R1035	10	0.020
● Black	No text	KPR1-100B	1SFA616160R1006	10	0.020
	RESET	KPR1-104B	1SFA616160R1046	10	0.020

Extended reset pushbutton

● Red	No text	KPR2-100R	1SFA616161R1001	10	0.021
	O	KPR2-105R	1SFA616161R1051	10	0.021
● Blue	No text	KPR2-100L	1SFA616161R1005	10	0.021
● Black	No text	KPR2-100B	1SFA616161R1006	10	0.021
	O	KPR2-105B	1SFA616161R1056	10	0.021

Accessories

	Type	Order code	Pkg qty	Weight (1 pce) kg
Shaft	KA1-8046	1SFA616920R8046	10	0.007
Flexible joint	KA1-8047	1SFA616920R8047	10	0.005



KPR1, KPR2

Dimensions (mm, inches)

Modular range

Reset pushbuttons with shaft



KPR3-100R

15FC15125V0001



KPR3-104B

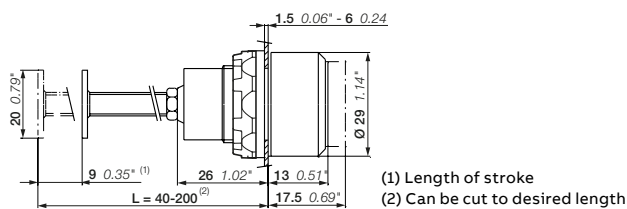
15FC15122V0001

Description

Reset pushbuttons are momentary and include only black plastic bezel.

Color	Text	Type	Order code	Pkg qty	Weight (1 pce) kg
Flush reset pushbutton					
● Red	No text	KPR3-100R	1SFA616162R1001	10	0.027
● Green	No text	KPR3-100G	1SFA616162R1002	10	0.027
	II	KPR3-103G	1SFA616162R1032	10	0.027
	START	KPR3-106G	1SFA616162R1062	10	0.027
● Yellow	No text	KPR3-100Y	1SFA616162R1003	10	0.027
● Blue	No text	KPR3-100L	1SFA616162R1004	10	0.027
	R	KPR3-101L	1SFA616162R1014	10	0.027
○ White	No text	KPR3-100W	1SFA616162R1005	10	0.027
	R	KPR3-101W	1SFA616162R1015	10	0.027
	I	KPR3-102W	1SFA616162R1025	10	0.027
● Black	No text	KPR3-100B	1SFA616162R1006	10	0.027
	RESET	KPR3-104B	1SFA616162R1046	10	0.027
Extended reset pushbutton					
● Red	No text	KPR4-100R	1SFA616163R1001	10	0.028
	O	KPR4-105R	1SFA616163R1051	10	0.028
○ White	No text	KPR4-100W	1SFA616163R1005	10	0.028
● Black	No text	KPR4-100B	1SFA616163R1006	10	0.028
	O	KPR4-105B	1SFA616163R1056	10	0.028

Note: Flexible joint not included.



KPR3, KPR4

Dimensions (mm, inches)

Modular range

Joysticks



1SFC151344V0001

MJS1-60B

Description


IP protection degree : IP66, IP67 and IP69K. 4-position holder included.

Position	Bezel	Type	Order code	Pkg qty	Weight (1 pce) kg
Without latching function					
↑ ↓	Black plastic	MJS1-40B	1SFA611701R4006	1	0.043
	Chrome metal	MJS1-60B	1SFA611701R6006	1	0.052
↑ ↓ ↑ ↓	Black plastic	MJS2-40B	1SFA611702R4006	1	0.043
	Chrome metal	MJS2-60B	1SFA611702R6006	1	0.052
← →	Black plastic	MJS3-40B	1SFA611703R4006	1	0.043
	Chrome metal	MJS3-60B	1SFA611703R6006	1	0.052
↔	Black plastic	MJS4-40B	1SFA611704R4006	1	0.043
	Chrome metal	MJS4-60B	1SFA611704R6006	1	0.052
↑ ↓ ← →	Black plastic	MJS5-40B	1SFA611705R4006	1	0.043
	Chrome metal	MJS5-60B	1SFA611705R6006	1	0.052
↑ ↓ ↔	Black plastic	MJS6-40B	1SFA611706R4006	1	0.043
	Chrome metal	MJS6-60B	1SFA611706R6006	1	0.052
With latching function					
↑ ● ↓	Black plastic	MJS7-40B	1SFA611707R4006	1	0.043
	Chrome metal	MJS7-60B	1SFA611707R6006	1	0.052
↑ ● ↓ ↑ ● ↓	Black plastic	MJS9-40B	1SFA611709R4006	1	0.043
	Chrome metal	MJS9-60B	1SFA611709R6006	1	0.052
← ● →	Black plastic	MJS8-40B	1SFA611708R4006	1	0.043
	Chrome metal	MJS8-60B	1SFA611708R6006	1	0.052
↔ ● ↔	Chrome metal	MJS10-60B	1SFA611710R6006	1	0.052
	Black plastic	MJS12-40B	1SFA611712R4006	1	0.043
← ● → ↑ ↓	Chrome metal	MJS12-60B	1SFA611712R6006	1	0.052
	Black plastic	MJS11-40B	1SFA611711R4006	1	0.043
↔ ● ↔ ↑ ↓	Chrome metal	MJS11-60B	1SFA611711R6006	1	0.052



1SFC151481F0001

MA1-8138

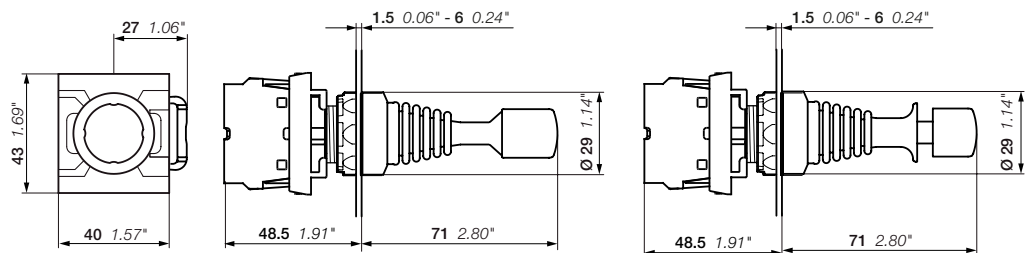


1SFC151486F0001

MA1-8137

Accessories

Type	Order code	Pkg qty	Weight (1 pce) kg
Legend plates, 66 x 59 aluminum laminate with adhesive back			
2-position - Up - Down	MA6-1240 1SFA611930R1240	10	0.004
2-position - Left - Right	MA6-1241 1SFA611930R1241	10	0.004
4-position Up - down - right - left	MA6-1242 1SFA611930R1242	10	0.004
Legend plates holder (inserts not included, suitable for insert size 27x15)			
2-position	MA1-8138 1SFA611920R8138	10	0.002
4-position	MA1-8137 1SFA611920R8137	10	0.003



MJS
Dimensions (mm, inches)

Modular range

Toggle switches



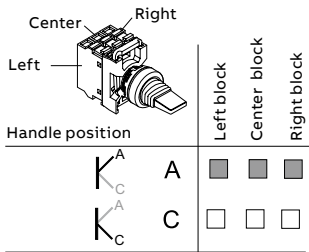
MTS1-10B



MTS1-30B

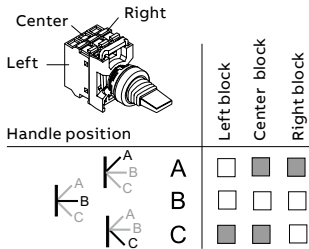
Operating principle	Bezel	Type	Order code	Pkg qty	Weight (1 pce) kg
2-position					
K ^A C	Black plastic	MTS1-10B	1SFA611300R1006	10	0.014
	Chrome plastic	MTS1-20B	1SFA611300R2006	10	0.014
	Chrome metal	MTS1-30B	1SFA611300R3006	10	0.023
3-position					
K ^A B C	Black plastic	MTS3-10B	1SFA611302R1006	10	0.014
	Chrome plastic	MTS3-20B	1SFA611302R2006	10	0.014
	Chrome metal	MTS3-30B	1SFA611302R3006	10	0.023
K ^A B C	Black plastic	MTS2-10B	1SFA611301R1006	10	0.014
	Chrome plastic	MTS2-20B	1SFA611301R2006	10	0.014
	Chrome metal	MTS2-30B	1SFA611301R3006	10	0.023

Contacts actuated, 2-position

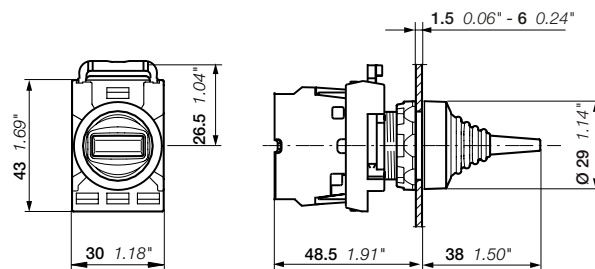


□ Not actuated ■ Actuated

Contacts actuated, 3-position



□ Not actuated ■ Actuated




MTS
Dimensions (mm, inches)


Modular range

Contact block configuration


Pushbuttons - Heavy duty pushbuttons (1) - Mushrooms pushbuttons




Double pushbuttons




Selector switches



Emergency stop pushbuttons - Machine stop pushbuttons



Toggle switches - Center block operating selector switches




Pilot lights



Note: locking nut included with all operators.

Joysticks (2)



(2) Holder is included for joystick.

Modular range

Holders and contact blocks for front mounting



MCBH-00



MCBH5-00



MCB-10



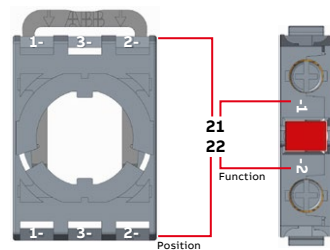
MCB-02



MCBL-01

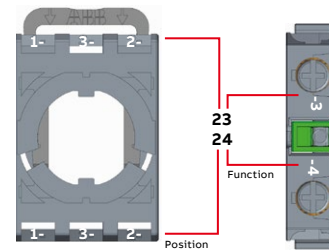
Description	Contacts	Type	Order code	Pkg qty	Weight (1 pce)
kg					
Holders					
3-position	--	MCBH-00	1SFA611605R1100	10	0.006
5-position	--	MCBH5-00	1SFA611601R1100	10	0.008
Single contact blocks					
For 3 & 5-position holder	1 0	MCB-10	1SFA611610R1001	10	0.013
	0 1	MCB-01	1SFA611610R1010	10	0.013
Single contact blocks, gold plated contacts					
For 3 & 5-position holder	1 0	MCB-10G	1SFA611610R1101	10	0.013
	0 1	MCB-01G	1SFA611610R1110	10	0.013
Double contacts blocks					
For 5-position holder	2 0	MCB-20	1SFA611610R1002	10	0.026
	0 2	MCB-02	1SFA611610R1020	10	0.026
	1 1	MCB-11	1SFA611610R1011	10	0.026
Micro switch contact blocks					
For 3-position holder	1 0	MCBL-10	1SFA611612R1010	10	0.013
	0 1	MCBL-01	1SFA611612R1001	10	0.013

Note: 3 micro switch contact blocks max. allowed. If more than 3 contact blocks are needed, micro switch contact block to be mounted on the second stack.



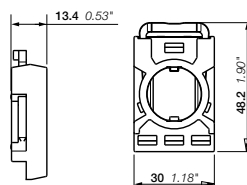
Combined markings

11	31	21
12	32	22

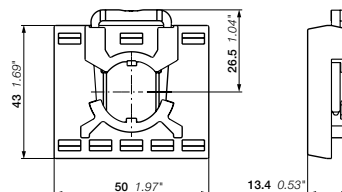


Combined markings

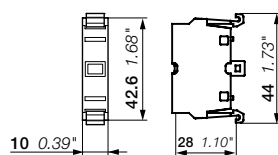
13	33	23
14	34	24



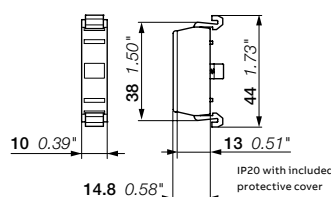
MCBH



MCBH5



MCB



MCBL

Dimensions (mm, inches)

Modular range

LED blocks for front mounting



MLBL-00W

1SFC15103450201

Color	Rated current mA	Wavelength nm	Luminance mcd	Type	Order code	Pkg qty	Weight (1pce) kg
Rated voltage 12 V DC							
● Red	12.0	620	320	MLBL-00R	1SFA611621R1001	10	0.012
● Green	12.0	520	1500	MLBL-00G	1SFA611621R1002	10	0.012
● Yellow	12.0	588	380	MLBL-00Y	1SFA611621R1003	10	0.012
● Blue	12.0	468	450	MLBL-00L	1SFA611621R1004	10	0.012
○ White	12.0	(1)	600	MLBL-00W	1SFA611621R1005	10	0.012
Rated voltage 24 V AC/DC							
● Red	10.0	620	250	MLBL-01R	1SFA611621R1011	10	0.012
● Green	10.0	520	1500	MLBL-01G	1SFA611621R1012	10	0.012
● Yellow	10.0	588	250	MLBL-01Y	1SFA611621R1013	10	0.012
● Blue	10.0	468	450	MLBL-01L	1SFA611621R1014	10	0.012
○ White	10.0	(1)	600	MLBL-01W	1SFA611621R1015	10	0.012
Rated voltage 48 V AC/DC							
● Red	10.0	620	260	MLBL-02R	1SFA611621R1021	10	0.012
● Green	13.0	520	1500	MLBL-02G	1SFA611621R1022	10	0.012
● Yellow	10.0	588	300	MLBL-02Y	1SFA611621R1023	10	0.012
● Blue	13.0	468	450	MLBL-02L	1SFA611621R1024	10	0.012
○ White	13.0	(1)	600	MLBL-02W	1SFA611621R1025	10	0.012
Rated voltage 60 V AC/DC							
● Red	13.0	620	350	MLBL-03R	1SFA611621R1031	10	0.012
● Green	13.0	520	2000	MLBL-03G	1SFA611621R1032	10	0.012
● Yellow	13.0	588	400	MLBL-03Y	1SFA611621R1033	10	0.012
● Blue	13.0	468	550	MLBL-03L	1SFA611621R1034	10	0.012
○ White	13.0	(1)	750	MLBL-03W	1SFA611621R1035	10	0.012
Rated voltage 110-130 V AC							
● Red	10.0	620	200	MLBL-04R	1SFA611621R1041	10	0.012
● Green	10.0	520	1200	MLBL-04G	1SFA611621R1042	10	0.012
● Yellow	10.0	588	250	MLBL-04Y	1SFA611621R1043	10	0.012
● Blue	10.0	468	400	MLBL-04L	1SFA611621R1044	10	0.012
○ White	10.0	(1)	500	MLBL-04W	1SFA611621R1045	10	0.012
Rated voltage 110-130 V AC high anti-inductive voltage (2)							
● Red	10.0	620	250	MLBL-04AR	1SFA611621R3041	10	0.012
● Green	10.0	520	1500	MLBL-04AG	1SFA611621R3042	10	0.012
● Yellow	10.0	582	300	MLBL-04AY	1SFA611621R3043	10	0.012
● Blue	10.0	468	450	MLBL-04AL	1SFA611621R3044	10	0.012
○ White	10.0	(1)	600	MLBL-04AW	1SFA611621R3045	10	0.012
Rated voltage 110-130 V DC							
● Red	10.0	620	250	MLBL-05R	1SFA611621R1051	10	0.012
● Green	10.0	520	1500	MLBL-05G	1SFA611621R1052	10	0.012
● Yellow	10.0	588	300	MLBL-05Y	1SFA611621R1053	10	0.012
● Blue	10.0	468	450	MLBL-05L	1SFA611621R1054	10	0.012
○ White	10.0	(1)	600	MLBL-05W	1SFA611621R1055	10	0.012
Rated voltage 220 V DC							
● Red	8.0	620	180	MLBL-06R	1SFA611621R1061	10	0.012
● Green	8.0	520	110	MLBL-06G	1SFA611621R1062	10	0.012
● Yellow	8.0	588	200	MLBL-06Y	1SFA611621R1063	10	0.012
● Blue	8.0	468	450	MLBL-06L	1SFA611621R1064	10	0.012
○ White	8.0	(1)	600	MLBL-06W	1SFA611621R1065	10	0.012

Note: care should be taken for DC supply where + and - must be correctly connected. This is marked X1 (+) and X2 (-) on the product.

(1) X=0.31, Y=0.32 according to the ICI Chromaticity diagram.

(2) Higher threshold to light up LED to be used in application where there is risk of large induced voltages.

Modular range

LED blocks for front mounting

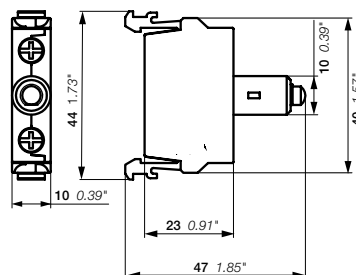


MLBL-00W

1SFC15141V0001

Color	Rated current mA	Wavelength nm	Luminance mcd	Type	Order code	Pkg qty	Weight (1pce) kg
Rated voltage 230 V AC							
● Red	10.0	620	250	MLBL-07R	1SFA611621R1071	10	0.012
● Green	10.0	520	1500	MLBL-07G	1SFA611621R1072	10	0.012
● Yellow	10.0	588	300	MLBL-07Y	1SFA611621R1073	10	0.012
● Blue	10.0	468	450	MLBL-07L	1SFA611621R1074	10	0.012
○ White	10.0	(1)	600	MLBL-07W	1SFA611621R1075	10	0.012
Rated voltage 230 V AC high anti-inductive voltage (2)							
● Red	10.0	620	250	MLBL-99R	1SFA611621R1991	10	0.012
● Green	10.0	520	1500	MLBL-99G	1SFA611621R1992	10	0.012
● Yellow	10.0	588	300	MLBL-99Y	1SFA611621R1993	10	0.012
● Blue	10.0	468	450	MLBL-99L	1SFA611621R1994	10	0.012
○ White	10.0	(1)	600	MLBL-99W	1SFA611621R1995	10	0.012
Rated voltage 380 V AC							
● Red	10.0	620	250	MLBL-08R	1SFA611621R1081	10	0.012
● Green	10.0	520	1500	MLBL-08G	1SFA611621R1082	10	0.012
● Yellow	10.0	582	300	MLBL-08Y	1SFA611621R1083	10	0.012
● Blue	10.0	468	450	MLBL-08L	1SFA611621R1084	10	0.012
○ White	10.0	(1)	600	MLBL-08W	1SFA611621R1085	10	0.012
Rated voltage 415 V AC							
● Red	11	620	280	MLBL-09R	1SFA611621R1091	10	0.012
● Green	11	520	1800	MLBL-09G	1SFA611621R1092	10	0.012
● Yellow	11	588	350	MLBL-09Y	1SFA611621R1093	10	0.012
● Blue	11	468	500	MLBL-09L	1SFA611621R1094	10	0.012
○ White	11	(1)	650	MLBL-09W	1SFA611621R1095	10	0.012

Note: care should be taken for DC supply where + and - must be correctly connected. This is marked X1 (+) and X2 (-) on the product.
 (1) X=0.31, Y=0.32 according to the ICI Chromaticity diagram.
 (2) Higher threshold to light up LED to be used in application where there is risk of large induced voltages.



MLBL
 Dimensions (mm, inches)

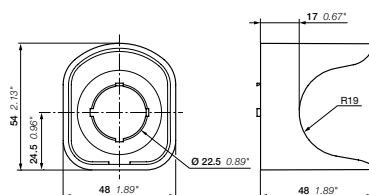
Modular range

Accessories



Description	Bezel / color	Type	Order code	Pkg qty	Weight (1pce) kg
30 mm adaptors for 22 mm operator (1.5 - 4 mm panel thickness)					
Emergency stop pushbuttons, MPM	Black plastic	KA1-8027	1SFA616920R8027	1	0.007
	Chrome metal	KA1-8028	1SFA616920R8028	1	0.021
Pushbuttons, selector switches, pilot lights, potentiometers, emergency stop pushbuttons, MPE	Black plastic	KA1-8029	1SFA616920R8029	1	0.010
Flush mounted pushbuttons	Chrome metal	KA1-8073	1SFA616920R8073	1	0.050
Flush mounted selector switches	Chrome metal	MA1-8074	1SFA611920R8074	1	0.050
Protective membrane, silicone					
Flush pushbutton		MA1-8052	1SFA611920R8052	10	0.002
Double pushbutton		MA1-8126	1SFA611920R8126	10	0.002
Extended pushbutton		MA1-8002	1SFA611920R8002	10	0.002
Protective ring					
To prevent accidental operation. Cannot be used together with Legend plate holder					
Flush and extended pushbuttons	Clear plastic	-	SK615512-1	10	0.002
Flush pushbuttons	Metal and black plastic	KA1-8010	1SFA616920R8010	10	0.008
Bezel					
Pushbuttons	Black plastic	KA1-8022	1SFA616920R8022	10	0.002
	Chrome plastic	KA1-8020	1SFA616920R8020	10	0.002
	Chrome metal	KA1-8021	1SFA616920R8021	10	0.015
Selector switches	Black plastic	KA1-8080	1SFA616920R8080	10	0.002
	Chrome plastic	KA1-8023	1SFA616920R8023	10	0.002
	Chrome metal	KA1-8024	1SFA616920R8024	10	0.015
Square bezel					
Black plastic	-	-	SK616016-2	10	0.001
Lockable shroud					
Pushbuttons, selector switches	Plastic	MA1-8153	1SFA611920R8153	10	0.023
Emergency stop 30 mm	Metal	-	SK615502-D	1	0.080
Touch guard					
Touch guard		MA1-8152	1SFA611920R8152	10	0.023
Shroud with anti rotation tabs, slot for pad-lock and with water drainage					
Emergency stop, machine stop 40 mm	● Yellow	MA1-8053	1SFA611920R8053	10	0.020
	● Grey	MA1-8128	1SFA611920R8128	10	0.020

Note: Din-rail adaptor should be used with 2 contact blocks for rear mounting type MCB..B.



MA1
Dimensions (mm, inches)

Modular range

Accessories



MA1-8131

1SFC151276V0001



MDB-2

1SFC151455F0001



MA1-8015

1SFC151275V0001



MA1-8149

1SFC151004F0001



MA1-8019

1SFC151385V0001

Description	Bezel / color	Type	Order code	Pkg qty	Weight (1pce) kg
DIN-rail adaptor					
DIN-rail adaptor		MA1-8131	1SFA611920R8131	1	0.020
DIN-rail adaptor with one dummy block		MA1-8001	1SFA611920R8001	1	0.028
Dummy block		MDB-2	1SFA611630R1002	10	0.003
Note: Din-rail adaptor should be used with 2 contact blocks for rear mounting type MCB..B.					
Note: Dummy blocks are used when only one contact block or a compact pilot device is used together with the DIN-rail adaptor					
Mounting tools					
Mounting tool for tightening the locking nut		MA1-8015	1SFA611920R8015	1	0.021
Mounting tool for power tool		MA1-8149	1SFA611920R8149	1	0.155
Extra key					
Key code 455			SK616021-71	10	0.007
Key code 421			SK616021-72	10	0.007
Key code 3433-E			SK616021-73	10	0.007
Locking nut		MA1-8019	1SFA611920R8019	10	0.001

Modular range

Technical data

Standards and approvals

IEC / EN 60947-1	Low Voltage switchgear and controlgear - Part 1: General rules
IEC / EN 60947-5-1	Low Voltage switchgear and controlgear - part 5-1: control circuit devices and switching elements - Electromechanical control circuit devices
IEC / EN 60947-5-5	Low Voltage switchgear and controlgear - part 5-5: control circuit devices and switching elements - Electrical emergency stop device with mechanical latching function
IEC / EN 60073	Basic and safety principles for man-machine interface, marking and identification coding principles for indicators and actuators
IEC / EN 60529	Degrees of protection provided by enclosures (IP code)
EN 50013	Low Voltage switchgear and controlgear for industrial use, terminal marking and distinctive number for particular control switches
DIN 40050-9	Road vehicles; Degrees of protection (IP-code); protection against foreign objects; water and contact; electrical equipment
UL 508	Industrial control equipment
CSA C22.2 No 14	Industrial control equipment

Environmental data

Degrees of protection

Operators	IEC/EN DIN	UL/CSA
Pushbutton: MP	IP66	Type 1, 3R, 4, 4X, 12, 13
Double pushbutton: MPD	IP66	Type 1, 3R, 4, 4X, 12, 13
Mushroom pushbutton: MPM	IP66	Type 1, 3R, 4, 4X, 12, 13
Emergency stop pushbuttons: MPMT, MPMP, MPET, MPEP, MPEK	IP66	Type 1, 3R, 4, 4X, 12, 13
Selector switch: M2SS, M3SS	IP66	Type 1, 3R, 4, 4X, 12, 13
Key-operated selector switch: M2SSK, M3SSK	IP66	Type 1, 3R, 4, 4X, 12
Toggle switch: MTS2, MTS3	IP66	Type 1, 3R, 4, 4X, 12, 13
Heavy duty pushbutton: KP6	-	Type 1, 3R, 4, 4X
Reset pushbutton: KPR	IP66	Type 1, 3R, 4, 4X, 12, 13
Joystick: MJS	IP66, 67, 69K	Type 1, 4X (indoor), 12, 13
Pilot light: ML	IP66	Type 1, 3R, 4, 4X, 12, 13
Potentiometer: MT	IP66	Type 1, 3R, 4, 4X, 12, 13
Contact block : MCB	IP20	-
Plastic enclosure: MEP	IP66	Type 1, 3R, 4, 4X, 12, 13
Metallic enclosures: KEM	IP66, 67, 69K	-

Note: Specified degree of protection is for operator mounted on panel. If other items are mounted in between, please make sure that they are correctly sealed.

Temperature

Ambient temperature during operation	-25 to +70 °C
Storage temperature	-40 to +85 °C

Technical data

Terminals

Plus-minus pozidriv No.2 screw with DIN-washer.

Connectable area	min. 1 x 0.5 mm ² /AWG 20 max. 2 x 2.5 mm ² /2 x AWG14
------------------	---

Tightening torque

Operators locking nut	Min. 2 Nm / Max. 2.3 Nm
Cable terminals	0.9 Nm

Material

No ozone depleting substances in the products. All front of panel plastic components are made of polycarbonate

PC polycarbonate	High impact strength, good outdoor resistance. Chemical resistance (see table below)
PSU polysulphone	Can withstand high temperatures, acids, basic solutions, alkaline compounds, oils, alcohols
PA polyamide	Can withstand high temperatures, aliphatic, aromatic and chlorinated hydrocarbons, esters, ketone-aldehydes, alcohols and basic solutions
PBT	Can withstand high temperature, aliphatic and aromatic hydrocarbons, acids, basic solutions, alcohols, grease and oils
Zinc	Good corrosion resistance in inland-, sea and industrial atmosphere
Light-alloy	Good corrosion resistance in inland-, sea and industrial atmosphere

Chemical resistance for polycarbonate

Chemical class	Effects	
Alcohols and alkalis	Generally compatible at low concentration and room temperature. Higher concentrations and elevated temperatures can result in etching and attack evidenced by decomposition	
Aliphatic hydrocarbons	Generally compatible	
Amines	Surface crystallization and chemical attack.	Avoid
Aromatic hydrocarbons	Partial solvents and severe stress cracking agents (i.e., xylene, toluene)	Avoid
Detergents and cleaners	Mild soap solutions are generally compatible. Strong alkaline materials should be avoided	
Esters	Cause severe crystallization. Partial solvents	Avoid
Greases and oils	Pure petroleum types generally compatible. Many additives used with them are not	
Halogenated, hydrocarbons	Solvents	Avoid
Ketones	Cause severe crystallization and stress cracking. Partial solvents	Avoid
Silicone oil and greases	Generally compatible up to 85 °C	

Modular range

Technical data

Electrical data

MCB Standard contact blocks (standard and gold plated)
 Self cleaning silver contacts, NC contact with positive opening.
 At voltages and currents below 24 V and 5.6 mA we recommend our micro switch blocks.

Ratings as per IEC 60947-5-1

Rated insulation voltage, U _i	690 V	
Rated thermal current, I _{th}	10 A	
Rated operational current, I _e Utilization category AC 15,	at: 120 V	8 A
	at: 230 V	6 A
	at: 400 V	4 A
Rated operational current, I _e utilisation category DC 13,	at: 690 V	2 A
	at: 24 V	5 A
	at: 125 V	1.1 A
Rated impulse withstand voltage	at: 250 V	0.55 A
	U _{imp}	6 kV
Pollution degree	3	

Ratings as per UL, CSA, NEMA

	A600 AC	Q600 DC
Rated insulation voltage	600 V	600 V
Rated thermal current	10 A	2.5 A
Rated operational current	at: 120 V	6 A
	at: 240 V	3 A
	at: 480 V	1.5 A
	at: 600 V	1.2 A
	at: 125 V	0.55 A
	at: 250 V	0.27 A
	at: 480 V	0.10 A
	at: 600 V	0.10 A

Max. number of contact blocks per operator

The contact blocks can be stacked in max two levels on the 3-block holder. Only one level is accepted on the 5-block holder.

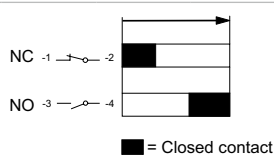
Pushbutton, toggle switch, mushroom pushbutton, double pushbutton, selector switch, key-operated selector switch and emergency stop operator	6
Joystick	8

Short circuit protection

Max. fuse at 1 kA

gG 16A

Diagram for make and break contact MCB, MCBL



Micro switch block

Ratings as per IEC 60947-5-1

Rated insulation voltage, U _i	125 V	
Rated thermal current, I _{th}	3 A	
Rated operational current, I _e utilisation category AC 14,	at: 125 V	0.5 A
	at: 24 V	0.3 A
Rated operational current, I _e utilization category DC 12,	at: 24 V	0.1 A
	at: 24 V	0.1 A

Ratings as per UL 508

	125 V AC	3 A
	60 V DC	0.2 A
	48 V DC	0.1 A

Minimum switching capacity

Standard contact blocks	24 V DC	5.6 mA
Gold plated contact blocks	5 V DC	12 mA
	12 V DC	1 mA
Micro switch blocks	3 V DC	1 mA

Mechanical data

Mechanical life

Standard contact blocks MCB	10 million operations
Micro switch block MCBL	1 million operations
Pushbuttons MP, momentary mushroom pushbuttons MPM	2 million operations

Selector switches M2SS, M3SS

Standard contact blocks and micro switch block	3-position holder		500 000 operations
Standard contact blocks	3-position holder		
Standard contact blocks	5-position holder		
Standard contact blocks in two stacks	3-position holder		

Selector switches - center block operating M3SSC

Standard contact blocks	3-position holder		250 000 operations
Standard contact blocks in two stacks	3-position holder		150 000 operations

Key-operated selector switch M2SSK, M3SSK and double pushbutton MPD

Emergency stop pushbuttons MPET, MPEP, MPEK	100 000 operations
---	--------------------

Toggle switch MTS

1 million operations

Joystick MJS

Micro switch block	4-position holder		500 000 operations
Standard contact blocks	4-position holder		
Standard contact blocks and micro switch block	4-position holder		400 000 operations
Standard contact blocks in two stacks	4-position holder		300 000 operations

LED blocks MLBL

Service life for LED means number of service hours until the brightness has been reduced down 50%. Service life 50 000 h operating at 25 °C, 40-70% rh (relative humidity)

Color of white LED	x=0.31 Y=0.32 means the position of color in the ICI Chromaticity diagram
Voltage tolerance on LED blocks	-30 to +10% voltage is acceptable without affecting the Service life
Voltage peaks on LED blocks	Voltage peaks up to 1000 V. Current peaks up to 500 mA during a few msec.
Glowing light	All integrated LED bulbs have a function built in to cut leakage currents

Modular range

Technical data

LED blocks front and rear mounting MLBL

Color	Current		Illuminance		Anti ... inductive peak voltage V	Main wavelength Nm	Color temperature K
	mA Min.	Max.	lx Min.	Max.			
Voltage range 6.3 V DC							
● Red	8	12	900	3100	2	620 ... 625	–
● Green	6	11	3000	11500	2	515 ... 520	–
● Yellow	8	12	1000	3400	2	585 ... 590	–
● Blue	6	11	1200	4350	2	465 ... 470	–
○ Clear	6	11	1850	8800	2	–	8000 ... 12000
Voltage range 12 V DC							
● Red	11	15	1000	3500	5	620 ... 625	–
● Green	8	12	3700	12500	5	515 ... 520	–
● Yellow	11	15	1200	4250	5	585 ... 590	–
● Blue	8	12	1500	5300	5	465 ... 470	–
○ Clear	8	12	1800	8500	5	–	8000 ... 12000
Voltage range 24 V AC / DC							
● Red	8	12	900	3100	5	620 ... 625	–
● Green	8	12	3000	11500	5	515 ... 520	–
● Yellow	8	12	1000	3400	5	585 ... 590	–
● Blue	8	12	1500	5300	5	465 ... 470	–
○ Clear	8	11	1800	8500	5	–	8000 ... 12000
Voltage range 48 V AC / DC							
● Red	8	12	900	3100	5	620 ... 625	–
● Green	8	12	3000	11500	5	515 ... 520	–
● Yellow	8	12	1000	3400	5	585 ... 590	–
● Blue	8	12	1500	5300	5	465 ... 470	–
○ Clear	8	12	1800	8500	5	–	8000 ... 12000
Voltage range 60 V AC / DC							
● Red	8	12	900	3100	5	620 ... 625	–
● Green	8	12	3000	11500	5	515 ... 520	–
● Yellow	8	12	1000	3400	5	585 ... 590	–
● Blue	8	12	1500	5300	5	465 ... 470	–
○ Clear	8	12	1800	8500	5	–	8000 ... 12000
Voltage range 110 ... 130 V AC							
● Red	8	12	900	3100	15	620 ... 625	–
● Green	8	12	3200	12000	15	515 ... 520	–
● Yellow	8	12	1000	3700	15	585 ... 590	–
● Blue	8	12	1550	5500	15	465 ... 470	–
○ Clear	8	12	1850	8800	15	–	8000 ... 12000
Voltage range 110 ... 130 V AC high anti-inductive voltage (1)							
● Red	14	16	700	2600	25	620 ... 625	–
● Green	14	16	2100	8200	25	515 ... 520	–
● Yellow	14	16	750	3000	25	585 ... 590	–
● Blue	14	16	1000	5000	25	465 ... 470	–
○ Clear	14	16	1500	8100	25	–	8000 ... 12000
Voltage range 110 ... 130 V DC							
● Red	8	12	900	3100	15	620 ... 625	–
● Green	8	12	3000	11500	15	515 ... 520	–
● Yellow	8	12	1000	3400	15	585 ... 590	–
● Blue	8	12	1500	5300	15	465 ... 470	–
○ Clear	8	12	1800	8500	15	–	8000 ... 12000

Note:

The testing distance of illuminance is 2 mm, between top of lens and the sensor surface. Clean test environment, supply voltage at 50/60 Hz with harmonized wave and without length high frequency.

Rated voltage tolerance of LED blocks: 30% to +10%.

(1) Higher threshold to light up LED to be used in applications where there is risk of large induced voltages.

Modular range

Technical data

Color	Current		Illuminance		Anti-inductive peak voltage	Main wavelength	Color temperature
	mA Min.	Max.	lx Min.	Max.	V	Nm	K
Voltage range 220 V DC							
● Red	7	10	700	2300	15	620 ... 625	–
● Green	7	10	2400	8000	15	515 ... 520	–
● Yellow	7	10	800	3100	15	585 ... 590	–
● Blue	7	10	1200	4350	15	465 ... 470	–
○ Clear	7	10	1400	7000	15	–	8000 ... 12000
Voltage range 230 V AC							
● Red	8	12	900	3100	15	620 ... 625	–
● Green	8	12	3000	11500	15	515 ... 520	–
● Yellow	8	12	1000	3400	15	585 ... 590	–
● Blue	7	11	1500	5300	15	465 ... 470	–
○ Clear	7	11	1800	8500	15	–	8000 ... 12000
Voltage range 380 V AC							
● Red	8	12	900	3100	15	620 ... 625	–
● Green	8	12	3000	11500	15	515 ... 520	–
● Yellow	8	12	1000	3400	15	585 ... 590	–
● Blue	8	12	1500	5300	15	465 ... 470	–
○ Clear	8	12	1800	8500	15	–	8000 ... 12000
Voltage range 415 V AC							
● Red	8	12	900	3100	15	620 ... 625	–
● Green	8	12	3000	11500	15	515 ... 520	–
● Yellow	8	12	1000	3400	15	585 ... 590	–
● Blue	8	12	1500	5300	15	465 ... 470	–
○ Clear	8	12	1800	8500	15	–	8000 ... 12000
Voltage range 230 V AC high anti-inductive voltage (1)							
● Red	8	12	480	1700	55	620 ... 625	–
● Green	6	11	1500	5800	55	515 ... 520	–
● Yellow	8	12	530	1900	55	585 ... 590	–
● Blue	6	11	850	3100	55	465 ... 470	–
○ Clear	6	11	1000	5200	55	–	8000 ... 12000

Note:

The testing distance of illuminance is 2 mm, between top of lens and the sensor surface. Clean test environment, supply voltage at 50/60 Hz with harmonized wave and without length high frequency.

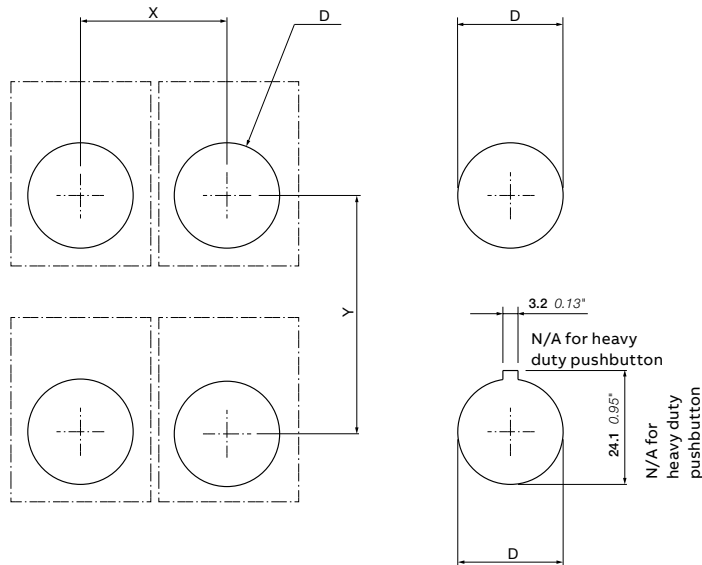
Rated voltage tolerance of LED blocks: ... 30% to +10%.

(1) Higher threshold to light up LED to be used in applications where there is risk of large induced voltages.

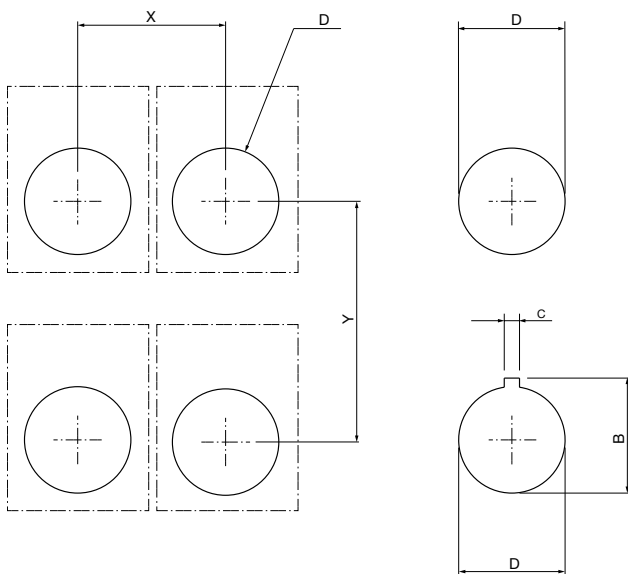
Modular range

Drilling plan

02



Description	X	Y	D	Panel thickness
Pushbutton, pilot light, selector switch short handle, potentiometer, toggle switch	31 1.22"	50 1.97"	Ø 22.3 0.88"	1.5 0.06" - 6 0.24"
Pushbutton, pilot light, selector switch short handle (with legend plate)	31 1.22"	55 2.17"	Ø 22.3 0.88"	1.5 0.06" - 6 0.24"
Mushroom pushbutton (60 mm)	45 1.77"	50 1.97"	Ø 22.3 0.88"	1.5 0.06" - 6 0.24"
Mushroom pushbutton (40 mm)	65 2.56"	70 2.76"	Ø 22.3 0.88"	1.5 0.06" - 6 0.24"
Double pushbutton	31 1.22"	55 2.17"	Ø 22.3 0.88"	1.5 0.06" - 6 0.24"
Double pushbutton (with legend plate)	31 1.22"	95 3.74"	Ø 22.3 0.88"	1.5 0.06" - 6 0.24"
Heavy duty pushbutton	50 1.97"	50 1.97"	Ø 30.5 1.20"	2 0.08" - 5 0.20"
Potentiometer (with legend plate)	51 2.01"	50 1.97"	Ø 22.3 0.88"	1.5 0.06" - 6 0.24"
Toggle switch (with legend plate)	31 1.22"	66 2.60"	Ø 22.3 0.88"	1.5 0.06" - 6 0.24"
Joystick (with legend plate)	100 3.94"	100 3.94"	Ø 22.3 0.88"	1.5 0.06" - 6 0.24"



Accessories	X	Y	D	B	C	Panel thickness
5 block holder	51 2.01"	50 1.97"	Ø 22.3 0.88"	24.1 0.95"	3.2 0.13"	1.5 0.06" - 6 0.24"
30 mm adaptor	42 1.65"	52 2.05"	Ø 30.5 1.20"	33 1.30"	5 0.20"	2 0.08" - 7 0.28"

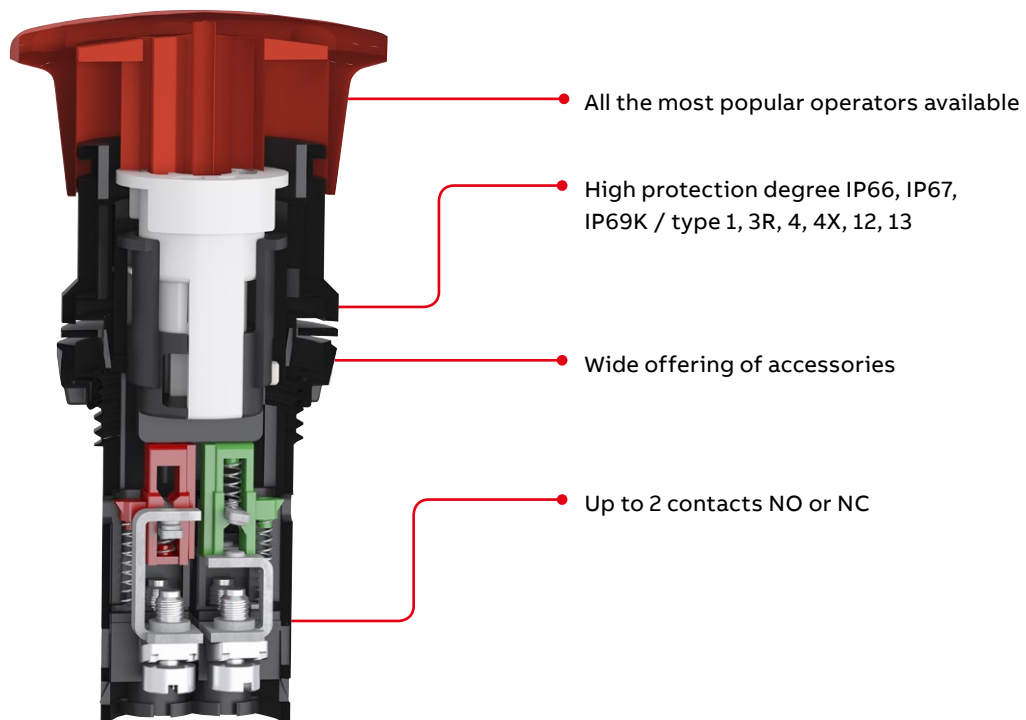
Pilot devices

Compact range

	Ordering details
53	Non-illuminated pushbuttons
57	Illuminated pushbuttons
61	Mushroom pushbuttons
62	Emergency stop pushbuttons
63	Machine stop pushbuttons
64	Heavy duty pushbuttons
65	Pilot lights
67	Pilot lights BA 9s
67	LED bulbs
69	Selector switches
71	Buzzers
72	Accessories
74	Technical data
80	Drilling plan

Compact range

The compact range is the most efficient solution reducing both installation time and cost thanks to the all-in-one design. It is perfect for tough environment thanks to the market leading level of dust and water resistance.

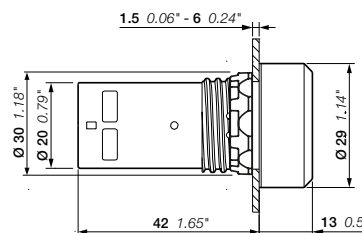


Compact range

Non-illuminated flush pushbuttons - Momentary



Operator	Bezel	Contacts	Type	Order code	Pkg qty	Weight (1 pce)		
						kg		
● Red	Black plastic	10	CP1-10R-10	1SFA619100R1011	10	0.018		
		01	CP1-10R-01	1SFA619100R1041	10	0.018		
		11	CP1-10R-11	1SFA619100R1071	10	0.022		
		20	CP1-10R-20	1SFA619100R1021	10	0.022		
		02	CP1-10R-02	1SFA619100R1051	10	0.022		
		10	CP1-30R-10	1SFA619100R3011	10	0.032		
	Chrome metal	01	CP1-30R-01	1SFA619100R3041	10	0.032		
		11	CP1-30R-11	1SFA619100R3071	10	0.036		
		20	CP1-30R-20	1SFA619100R3021	10	0.036		
		02	CP1-30R-02	1SFA619100R3051	10	0.036		
		● Green	Black plastic	10	CP1-10G-10	1SFA619100R1012	10	0.018
				11	CP1-10G-11	1SFA619100R1072	10	0.022
20	CP1-10G-20			1SFA619100R1022	10	0.022		
Chrome metal	10		CP1-30G-10	1SFA619100R3012	10	0.032		
	11		CP1-30G-11	1SFA619100R3072	10	0.036		
	20		CP1-30G-20	1SFA619100R3022	10	0.036		
● Yellow	Black plastic	10	CP1-10Y-10	1SFA619100R1013	10	0.018		
		11	CP1-10Y-11	1SFA619100R1073	10	0.022		
		20	CP1-10Y-20	1SFA619100R1023	10	0.022		
	Chrome metal	10	CP1-30Y-10	1SFA619100R3013	10	0.032		
		11	CP1-30Y-11	1SFA619100R3073	10	0.036		
		20	CP1-30Y-20	1SFA619100R3023	10	0.036		
● Blue	Black plastic	10	CP1-10L-10	1SFA619100R1014	10	0.018		
		11	CP1-10L-11	1SFA619100R1074	10	0.022		
		20	CP1-10L-20	1SFA619100R1024	10	0.022		
	Chrome metal	10	CP1-30L-10	1SFA619100R3014	10	0.032		
		11	CP1-30L-11	1SFA619100R3074	10	0.036		
		20	CP1-30L-20	1SFA619100R3024	10	0.036		
○ White	Black plastic	10	CP1-10W-10	1SFA619100R1015	10	0.018		
		11	CP1-10W-11	1SFA619100R1075	10	0.022		
		20	CP1-10W-20	1SFA619100R1025	10	0.022		
	Chrome metal	10	CP1-30W-10	1SFA619100R3015	10	0.032		
		11	CP1-30W-11	1SFA619100R3075	10	0.036		
		20	CP1-30W-20	1SFA619100R3025	10	0.036		
● Black	Black plastic	10	CP1-10B-10	1SFA619100R1016	10	0.018		
		01	CP1-10B-01	1SFA619100R1046	10	0.018		
		11	CP1-10B-11	1SFA619100R1076	10	0.022		
		20	CP1-10B-20	1SFA619100R1026	10	0.022		
		02	CP1-10B-02	1SFA619100R1056	10	0.022		
		10	CP1-30B-10	1SFA619100R3016	10	0.032		
	Chrome metal	01	CP1-30B-01	1SFA619100R3046	10	0.032		
		11	CP1-30B-11	1SFA619100R3076	10	0.036		
		20	CP1-30B-20	1SFA619100R3026	10	0.036		
		02	CP1-30B-02	1SFA619100R3056	10	0.036		



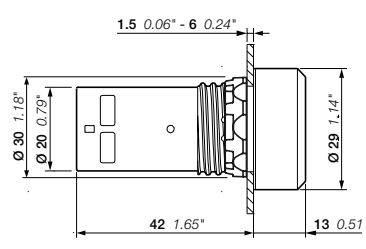
CP1
Dimensions (mm, inches)

Compact range

Non-illuminated flush pushbuttons - Maintained



Operator	Bezel	Contacts	Type	Order code	Pkg qty	Weight (1 pce)	
						kg	
● Red	Black plastic	1 0	CP2-10R-10	1SFA619101R1011	10	0.018	
			CP2-10R-01	1SFA619101R1041	10	0.018	
		1 1	CP2-10R-11	1SFA619101R1071	10	0.022	
			CP2-10R-20	1SFA619101R1021	10	0.022	
		0 2	CP2-10R-02	1SFA619101R1051	10	0.022	
			Chrome metal	1 0	CP2-30R-10	1SFA619101R3011	10
	● Green	Black plastic	1 0	CP2-30R-01	1SFA619101R3041	10	0.032
				CP2-30R-11	1SFA619101R3071	10	0.036
			2 0	CP2-30R-20	1SFA619101R3021	10	0.036
		Chrome metal	1 0	CP2-10G-10	1SFA619101R1012	10	0.018
				CP2-10G-11	1SFA619101R1072	10	0.022
			2 0	CP2-10G-20	1SFA619101R1022	10	0.022
● Yellow	Black plastic	1 0	CP2-30G-10	1SFA619101R3012	10	0.032	
			CP2-30G-11	1SFA619101R3072	10	0.036	
		2 0	CP2-30G-20	1SFA619101R3022	10	0.036	
	Chrome metal	1 0	CP2-10Y-10	1SFA619101R1013	10	0.018	
			CP2-10Y-11	1SFA619101R1073	10	0.022	
		2 0	CP2-10Y-20	1SFA619101R1023	10	0.022	
● Blue	Black plastic	1 1	CP2-30Y-11	1SFA619101R3073	10	0.036	
			CP2-30Y-20	1SFA619101R3023	10	0.036	
		2 0	CP2-10L-10	1SFA619101R1014	10	0.018	
	Chrome metal	1 1	CP2-10L-11	1SFA619101R1074	10	0.022	
			2 0	CP2-10L-20	1SFA619101R1024	10	0.022
		1 0	CP2-30L-10	1SFA619101R3014	10	0.032	
○ White	Black plastic	2 0	CP2-30L-20	1SFA619101R3024	10	0.036	
			CP2-10W-10	1SFA619101R1015	10	0.018	
		1 1	CP2-10W-11	1SFA619101R1075	10	0.022	
	Chrome metal	2 0	CP2-10W-20	1SFA619101R1025	10	0.022	
			1 0	CP2-30W-10	1SFA619101R3015	10	0.032
		2 0	CP2-30W-20	1SFA619101R3025	10	0.036	
● Black	Black plastic	1 0	CP2-10B-10	1SFA619101R1016	10	0.018	
			0 1	CP2-10B-01	1SFA619101R1046	10	0.018
		1 1	CP2-10B-11	1SFA619101R1076	10	0.022	
			2 0	CP2-10B-20	1SFA619101R1026	10	0.022
		0 2	CP2-10B-02	1SFA619101R1056	10	0.022	
			Chrome metal	1 0	CP2-30B-10	1SFA619101R3016	10
	Chrome metal	0 1	CP2-30B-01	1SFA619101R3046	10	0.032	
			1 1	CP2-30B-11	1SFA619101R3076	10	0.036
		2 0	CP2-30B-20	1SFA619101R3026	10	0.036	
			1 0	CP2-30B-10	1SFA619101R3016	10	0.032
		0 1	CP2-30B-01	1SFA619101R3046	10	0.032	
			1 1	CP2-30B-11	1SFA619101R3076	10	0.036
2 0	CP2-30B-20	1SFA619101R3026	10	0.036			



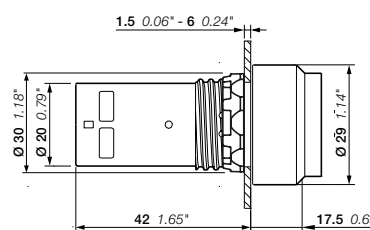
CP2
Dimensions (mm, inches)

Compact range

Non-illuminated extended pushbuttons - Momentary



Operator	Bezel	Contacts	Type	Order code	Pkg qty	Weight (1 pce)		
						kg		
● Red	Black plastic	10	CP3-10R-10	1SFA619102R1011	10	0.019		
		01	CP3-10R-01	1SFA619102R1041	10	0.019		
		11	CP3-10R-11	1SFA619102R1071	10	0.022		
		20	CP3-10R-20	1SFA619102R1021	10	0.022		
		02	CP3-10R-02	1SFA619102R1051	10	0.022		
		01	CP3-30R-01	1SFA619102R3041	10	0.033		
● Green	Black plastic	11	CP3-30R-11	1SFA619102R3071	10	0.036		
		20	CP3-30R-20	1SFA619102R3021	10	0.036		
		10	CP3-10G-10	1SFA619102R1012	10	0.019		
		11	CP3-10G-11	1SFA619102R1072	10	0.022		
		20	CP3-10G-20	1SFA619102R1022	10	0.022		
		10	CP3-30G-10	1SFA619102R3012	10	0.033		
● Yellow	Black plastic	11	CP3-30G-11	1SFA619102R3072	10	0.036		
		20	CP3-30G-20	1SFA619102R3022	10	0.036		
		10	CP3-10Y-10	1SFA619102R1013	10	0.019		
		11	CP3-10Y-11	1SFA619102R1073	10	0.022		
		20	CP3-10Y-20	1SFA619102R1023	10	0.022		
		20	CP3-30Y-20	1SFA619102R3023	10	0.036		
● Blue	Black plastic	10	CP3-10L-10	1SFA619102R1014	10	0.019		
		11	CP3-10L-11	1SFA619102R1074	10	0.022		
		20	CP3-10L-20	1SFA619102R1024	10	0.022		
		20	CP3-30L-20	1SFA619102R3024	10	0.036		
		○ White	Black plastic	10	CP3-10W-10	1SFA619102R1015	10	0.019
		11		CP3-10W-11	1SFA619102R1075	10	0.022	
20	CP3-10W-20	1SFA619102R1025		10	0.022			
10	CP3-30W-10	1SFA619102R3015		10	0.033			
11	CP3-30W-11	1SFA619102R3075		10	0.036			
20	CP3-30W-20	1SFA619102R3025		10	0.036			
● Black	Black plastic	10	CP3-10B-10	1SFA619102R1016	10	0.019		
		01	CP3-10B-01	1SFA619102R1046	10	0.019		
		11	CP3-10B-11	1SFA619102R1076	10	0.022		
		20	CP3-10B-20	1SFA619102R1026	10	0.022		
		02	CP3-10B-02	1SFA619102R1056	10	0.022		
		10	CP3-30B-10	1SFA619102R3016	10	0.033		
		01	CP3-30B-01	1SFA619102R3046	10	0.033		
		11	CP3-30B-11	1SFA619102R3076	10	0.036		
		20	CP3-30B-20	1SFA619102R3026	10	0.036		
			Chrome metal	10	CP3-10B-10	1SFA619102R1016	10	0.019
		01		CP3-10B-01	1SFA619102R1046	10	0.019	
		11		CP3-10B-11	1SFA619102R1076	10	0.022	
20	CP3-10B-20	1SFA619102R1026		10	0.022			
02	CP3-10B-02	1SFA619102R1056		10	0.022			
10	CP3-30B-10	1SFA619102R3016		10	0.033			



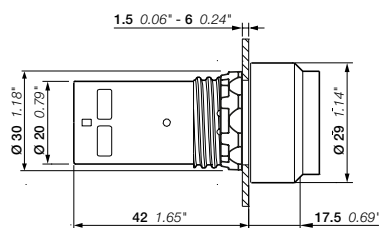
CP3
Dimensions (mm, inches)

Compact range

Non-illuminated extended pushbuttons - Maintained



Operator	Bezel	Contacts	Type	Order code	Pkg qty	Weight (1 pce)
						kg
● Red	Black plastic		CP4-10R-10	1SFA619103R1011	10	0.019
			CP4-10R-01	1SFA619103R1041	10	0.019
			CP4-10R-11	1SFA619103R1071	10	0.022
			CP4-10R-20	1SFA619103R1021	10	0.022
			CP4-10R-02	1SFA619103R1051	10	0.022
● Green	Black plastic		CP4-30R-11	1SFA619103R3071	10	0.036
			CP4-10G-10	1SFA619103R1012	10	0.019
			CP4-10G-11	1SFA619103R1072	10	0.022
			CP4-10G-20	1SFA619103R1022	10	0.022
			CP4-10G-02	1SFA619103R3012	10	0.033
● Yellow	Black plastic		CP4-30G-10	1SFA619103R3022	10	0.036
			CP4-10Y-10	1SFA619103R1013	10	0.019
			CP4-10Y-11	1SFA619103R1073	10	0.022
● Blue	Black plastic		CP4-10L-10	1SFA619103R1014	10	0.019
			CP4-10L-11	1SFA619103R1074	10	0.022
○ White	Black plastic		CP4-10W-10	1SFA619103R1015	10	0.019
			CP4-10W-11	1SFA619103R1075	10	0.022
● Black	Black plastic		CP4-10B-10	1SFA619103R1016	10	0.019
			CP4-10B-11	1SFA619103R1076	10	0.022
			CP4-10B-20	1SFA619103R1026	10	0.022
			CP4-10B-02	1SFA619103R1056	10	0.022



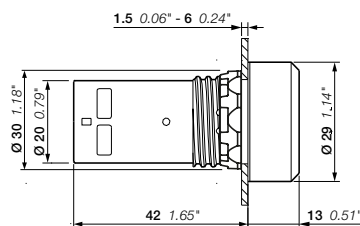
CP4
Dimensions (mm, inches)

Compact range

Illuminated flush pushbuttons - Momentary



Operator	Bezel	Contacts	Type	Order code	Pkg qty	Weight (1 pce)
kg						
Rated voltage 24 V AC / DC						
● Red	Black plastic	1 0	CP1-11R-10	1SFA619100R1111	10	0.025
		0 1	CP1-11R-01	1SFA619100R1141	10	0.025
	Chrome metal	1 0	CP1-31R-10	1SFA619100R3111	10	0.039
		0 1	CP1-31R-01	1SFA619100R3141	10	0.039
● Green	Black plastic	1 0	CP1-11G-10	1SFA619100R1112	10	0.025
	Chrome metal	1 0	CP1-31G-10	1SFA619100R3112	10	0.039
● Yellow	Black plastic	1 0	CP1-11Y-10	1SFA619100R1113	10	0.025
		1 0	CP1-31Y-10	1SFA619100R3113	10	0.039
● Blue	Black plastic	1 0	CP1-11L-10	1SFA619100R1114	10	0.025
		1 0	CP1-31L-10	1SFA619100R3114	10	0.039
		0 1	CP1-31L-01	1SFA619100R3144	10	0.039
○ Clear	Black plastic	1 0	CP1-11C-10	1SFA619100R1118	10	0.025
		1 0	CP1-31C-10	1SFA619100R3118	10	0.039
Rated voltage 110...130 V AC / DC						
● Red	Black plastic	1 0	CP1-12R-10	1SFA619100R1211	10	0.025
		0 1	CP1-12R-01	1SFA619100R1241	10	0.025
● Green	Black plastic	1 0	CP1-12G-10	1SFA619100R1212	10	0.025
● Yellow	Black plastic	1 0	CP1-12Y-10	1SFA619100R1213	10	0.025
● Blue	Black plastic	1 0	CP1-12L-10	1SFA619100R1214	10	0.025
○ Clear	Black plastic	1 0	CP1-12C-10	1SFA619100R1218	10	0.025
Rated voltage 220 V AC / DC						
● Red	Black plastic	1 0	CP1-13R-10	1SFA619100R1311	10	0.025
		0 1	CP1-13R-01	1SFA619100R1341	10	0.025
● Green	Black plastic	1 0	CP1-13G-10	1SFA619100R1312	10	0.025
● Yellow	Black plastic	1 0	CP1-13Y-10	1SFA619100R1313	10	0.025
● Blue	Black plastic	1 0	CP1-13L-10	1SFA619100R1314	10	0.025
○ Clear	Black plastic	1 0	CP1-13C-10	1SFA619100R1318	10	0.025



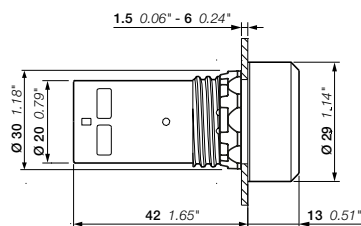
CP1
Dimensions (mm, inches)

Compact range

Illuminated flush pushbuttons - Maintained



Operator	Bezel	Contacts	Type	Order code	Pkg qty	Weight (1 pce)
kg						
Rated voltage 24 V AC / DC						
● Red	Black plastic	1 0	CP2-11R-10	1SFA619101R1111	10	0.025
		0 1	CP2-11R-01	1SFA619101R1141	10	0.025
● Green	Black plastic	1 0	CP2-11G-10	1SFA619101R1112	10	0.025
● Yellow	Black plastic	1 0	CP2-11Y-10	1SFA619101R1113	10	0.025
● Blue	Black plastic	1 0	CP2-11L-10	1SFA619101R1114	10	0.025
○ Clear	Black plastic	1 0	CP2-11C-10	1SFA619101R1118	10	0.025
Rated voltage 110...130 V AC / DC						
● Red	Black plastic	1 0	CP2-12R-10	1SFA619101R1211	10	0.025
		0 1	CP2-12R-01	1SFA619101R1241	10	0.025
● Green	Black plastic	1 0	CP2-12G-10	1SFA619101R1212	10	0.025
● Yellow	Black plastic	1 0	CP2-12Y-10	1SFA619101R1213	10	0.025
● Blue	Black plastic	1 0	CP2-12L-10	1SFA619101R1214	10	0.025
○ Clear	Black plastic	1 0	CP2-12C-10	1SFA619101R1218	10	0.025
Rated voltage 220 V AC / DC						
● Red	Black plastic	1 0	CP2-13R-10	1SFA619101R1311	10	0.025
		0 1	CP2-13R-01	1SFA619101R1341	10	0.025
● Green	Black plastic	1 0	CP2-13G-10	1SFA619101R1312	10	0.025
● Yellow	Black plastic	1 0	CP2-13Y-10	1SFA619101R1313	10	0.025
● Blue	Black plastic	1 0	CP2-13L-10	1SFA619101R1314	10	0.025
○ Clear	Black plastic	1 0	CP2-13C-10	1SFA619101R1318	10	0.025



CP1
Dimensions (mm, inches)

Compact range

Illuminated extended pushbuttons - Momentary



CP3-11R-10

1SFC151210V0001



CP3-11G-10

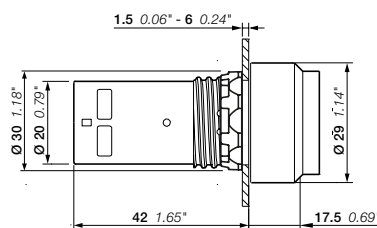
1SFC151213V0001



CP3-11Y-10

1SFC151208V0001

Operator	Bezel	Contacts	Type	Order code	Pkg qty	Weight (1 pce)
kg						
Rated voltage 24 V AC / DC						
● Red	Black plastic	1 0	CP3-11R-10	1SFA619102R1111	10	0.025
		0 1	CP3-11R-01	1SFA619102R1141	10	0.025
● Green	Black plastic	1 0	CP3-11G-10	1SFA619102R1112	10	0.025
● Yellow	Black plastic	1 0	CP3-11Y-10	1SFA619102R1113	10	0.025
● Blue	Black plastic	1 0	CP3-11L-10	1SFA619102R1114	10	0.025
○ Clear	Black plastic	1 0	CP3-11C-10	1SFA619102R1118	10	0.025
Rated voltage 110...130 V AC / DC						
● Red	Black plastic	1 0	CP3-12R-10	1SFA619102R1211	10	0.025
		0 1	CP3-12R-01	1SFA619102R1241	10	0.025
● Green	Black plastic	1 0	CP3-12G-10	1SFA619102R1212	10	0.025
● Yellow	Black plastic	1 0	CP3-12Y-10	1SFA619102R1213	10	0.025
● Blue	Black plastic	1 0	CP3-12L-10	1SFA619102R1214	10	0.025
○ Clear	Black plastic	1 0	CP3-12C-10	1SFA619102R1218	10	0.025
Rated voltage 220 V AC / DC						
● Red	Black plastic	1 0	CP3-13R-10	1SFA619102R1311	10	0.025
		0 1	CP3-13R-01	1SFA619102R1341	10	0.025
● Green	Black plastic	1 0	CP3-13G-10	1SFA619102R1312	10	0.025
● Yellow	Black plastic	1 0	CP3-13Y-10	1SFA619102R1313	10	0.025
● Blue	Black plastic	1 0	CP3-13L-10	1SFA619102R1314	10	0.025
○ Clear	Black plastic	1 0	CP3-13C-10	1SFA619102R1318	10	0.025



CP3

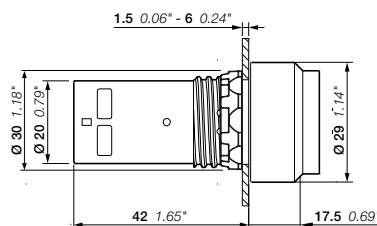
Dimensions (mm, inches)

Compact range

Illuminated extended pushbuttons - Maintained



Operator	Bezel	Contacts	Type	Order code	Pkg qty	Weight (1 pce)
kg						
Rated voltage 24 V AC / DC						
● Red	Black plastic	1 0	CP4-11R-10	1SFA619103R1111	10	0.025
		0 1	CP4-11R-01	1SFA619103R1141	10	0.025
● Green	Black plastic	1 0	CP4-11G-10	1SFA619103R1112	10	0.025
● Yellow	Black plastic	1 0	CP4-11Y-10	1SFA619103R1113	10	0.025
● Blue	Black plastic	1 0	CP4-11L-10	1SFA619103R1114	10	0.025
○ Clear	Black plastic	1 0	CP4-11C-10	1SFA619103R1118	10	0.025
Rated voltage 110...130 V AC / DC						
● Red	Black plastic	1 0	CP4-12R-10	1SFA619103R1211	10	0.025
		0 1	CP4-12R-01	1SFA619103R1241	10	0.025
● Green	Black plastic	1 0	CP4-12G-10	1SFA619103R1212	10	0.025
● Yellow	Black plastic	1 0	CP4-12Y-10	1SFA619103R1213	10	0.025
● Blue	Black plastic	1 0	CP4-12L-10	1SFA619103R1214	10	0.025
○ Clear	Black plastic	1 0	CP4-12C-10	1SFA619103R1218	10	0.025
Rated voltage 220 V AC / DC						
● Red	Black plastic	1 0	CP4-13R-10	1SFA619103R1311	10	0.025
		0 1	CP4-13R-01	1SFA619103R1341	10	0.025
● Green	Black plastic	1 0	CP4-13G-10	1SFA619103R1312	10	0.025
● Yellow	Black plastic	1 0	CP4-13Y-10	1SFA619103R1313	10	0.025
● Blue	Black plastic	1 0	CP4-13L-10	1SFA619103R1314	10	0.025
○ Clear	Black plastic	1 0	CP4-13C-10	1SFA619103R1318	10	0.025



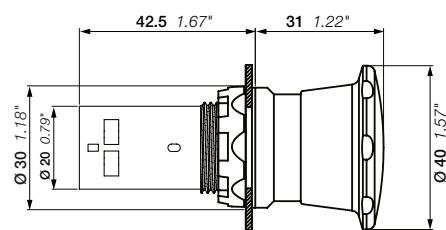
CP4
Dimensions (mm, inches)

Compact range

Non-illuminated mushroom pushbuttons - Momentary



Operator	Contacts	Type	Order code	Pkg qty	Weight (1 pce)
Ø 40 mm					
● Red	1 1	CPM3-10R-11	1SFA619126R1071	1	0.036
● Green	1 1	CPM3-10G-11	1SFA619126R1072	1	0.036
● Yellow	1 1	CPM3-10Y-11	1SFA619126R1073	1	0.036
● Blue	1 1	CPM3-10L-11	1SFA619126R1074	1	0.036
● Black	1 1	CPM3-10B-11	1SFA619126R1076	1	0.036



CPM3
Dimensions (mm, inches)

Compact range

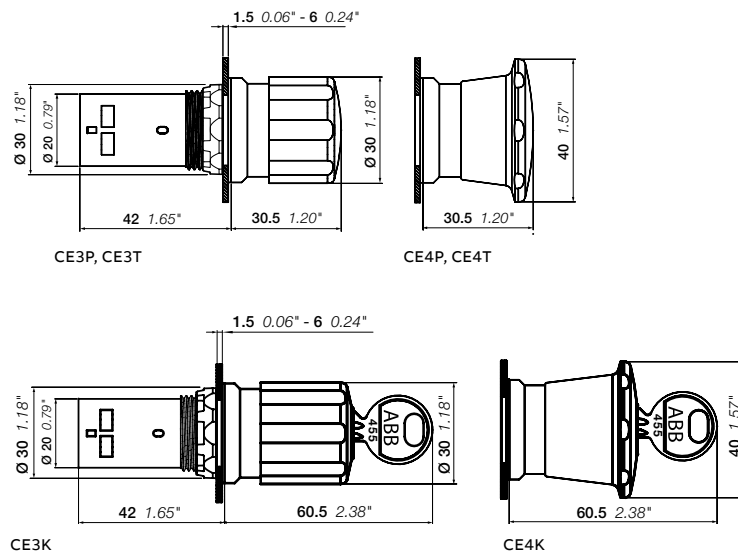
Non-illuminated emergency stop pushbuttons



Description

The emergency stop pushbuttons conform to the standard EN/IEC 60947-5-5, Safety of machinery standard EN/ISO 13850, IEC 60204-1 and to Machinery directive 2006/42/EC.

Operator	Release method	Contacts	Type	Order code	Pkg qty	Weight (1 pce)
Ø 30 mm						
● Red	Twist release	0 1	CE3T-10R-01	1SFA619500R1041	1	0.032
		1 1	CE3T-10R-11	1SFA619500R1071	1	0.032
		0 2	CE3T-10R-02	1SFA619500R1051	1	0.032
● Red	Pull release	0 1	CE3P-10R-01	1SFA619501R1041	1	0.032
		1 1	CE3P-10R-11	1SFA619501R1071	1	0.032
		0 2	CE3P-10R-02	1SFA619501R1051	1	0.032
● Red	Key code 455	0 1	CE3K1-10R-01	1SFA619502R1041	1	0.060
		1 1	CE3K1-10R-11	1SFA619502R1071	1	0.060
		0 2	CE3K1-10R-02	1SFA619502R1051	1	0.060
Ø 40 mm						
● Red	Twist release	0 1	CE4T-10R-01	1SFA619550R1041	1	0.036
		1 1	CE4T-10R-11	1SFA619550R1071	1	0.036
		0 2	CE4T-10R-02	1SFA619550R1051	1	0.036
● Red	Pull release	0 1	CE4P-10R-01	1SFA619551R1041	1	0.036
		1 1	CE4P-10R-11	1SFA619551R1071	1	0.036
		0 2	CE4P-10R-02	1SFA619551R1051	1	0.036
● Red	Key code 455	0 1	CE4K1-10R-01	1SFA619552R1041	1	0.064
		1 1	CE4K1-10R-11	1SFA619552R1071	1	0.064
		0 2	CE4K1-10R-02	1SFA619552R1051	1	0.064



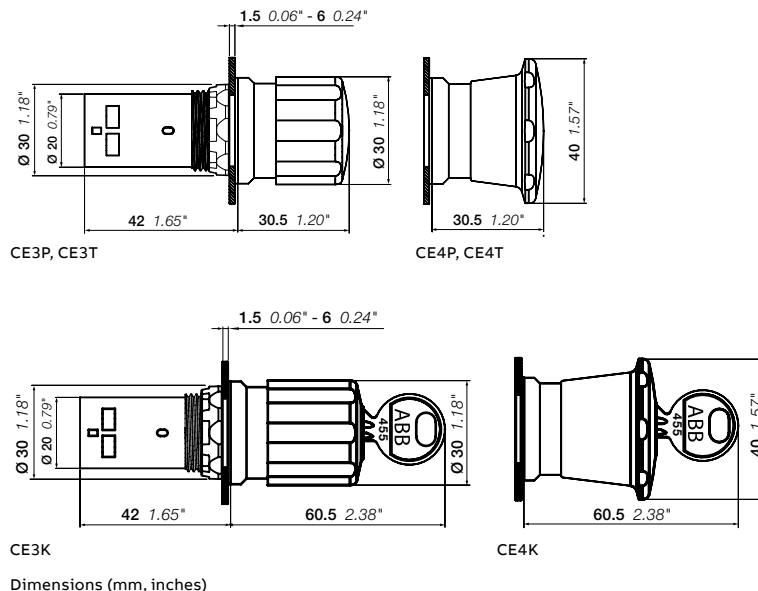
Dimensions (mm, inches)

Compact range

Non-illuminated machine stop pushbuttons



Operator	Release method	Contacts	Type	Order code	Pkg qty	Weight (1 pce)
kg						
Ø 30 mm						
● Black	Twist release	0 1	CE3T-10B-01	1SFA619500R1046	1	0.032
		1 1	CE3T-10B-11	1SFA619500R1076	1	0.032
● Black	Pull release	1 1	CE3P-10B-11	1SFA619501R1076	1	0.032
● Black	Key code 455	1 1	CE3K1-10B-11	1SFA619502R1076	1	0.060
Ø 40 mm						
● Black	Twist release	1 0	CE4T-10B-10	1SFA619550R1016	1	0.032
		0 1	CE4T-10B-01	1SFA619550R1046	1	0.032
		1 1	CE4T-10B-11	1SFA619550R1076	1	0.032
		2 0	CE4T-10B-20	1SFA619550R1026	1	0.032
		0 2	CE4T-10B-02	1SFA619550R1056	1	0.032
● Black	Pull release	1 1	CE4P-10B-11	1SFA619551R1076	1	0.032
● Black	Key code 455	1 1	CE4K1-10B-11	1SFA619552R1076	1	0.064



Compact range

Heavy duty pushbuttons



15FC151025V0001

CP6-10R-11



15FC151024V0001

CP6-10G-11



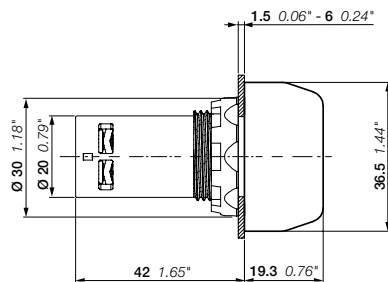
15FC151023V0001

CP6-10B-11

Description

Silicone rubber cap.

Color	Contacts	Type	Order code	Pkg qty	Weight (1 pce)
● Red	1 1	CP6-10R-11	1SFA619105R1071	10	0.031
	2 0	CP6-10R-20	1SFA619105R1021	10	0.031
	0 2	CP6-10R-02	1SFA619105R1051	10	0.031
● Green	1 1	CP6-10G-11	1SFA619105R1072	10	0.031
	2 0	CP6-10G-20	1SFA619105R1022	10	0.031
● Black	1 1	CP6-10B-11	1SFA619105R1076	10	0.031
	2 0	CP6-10B-20	1SFA619105R1026	10	0.031
	0 2	CP6-10B-02	1SFA619105R1056	10	0.031



CP6

Dimensions (mm, inches)

Compact range

Pilot lights



CL2-502R



CL2-506G



CL2-508Y



CL2-506L



CL2-506C

Description

Integrated LED, no bulb needed.

Color	Rated current mA	Anti-in- ductive voltage Vpeak	Wave- length nm	Illumi- nation lx	Type	Order code	Pkg qty	Weight (1 pce) kg
-------	---------------------	---	-----------------------	-------------------------	------	------------	------------	-------------------------

Voltage 6.3 V

● Red	16	2	625	70	CL2-506R	1SFA619403R5061	10	0.016
● Green	16	2	520	125	CL2-506G	1SFA619403R5062	10	0.016
● Yellow	16	2	590	75	CL2-506Y	1SFA619403R5063	10	0.016
● Blue	16	2	470	10	CL2-506L	1SFA619403R5064	10	0.016
○ Clear	16	2	(1)	290	CL2-506C	1SFA619403R5068	10	0.016

Voltage 12 V DC

● Red	16	2	625	110	CL2-501R	1SFA619403R5011	10	0.016
● Green	16	2.5	520	165	CL2-501G	1SFA619403R5012	10	0.016
● Yellow	16	2.5	590	85	CL2-501Y	1SFA619403R5013	10	0.016
● Blue	16	2.5	470	15	CL2-501L	1SFA619403R5014	10	0.016
○ Clear	16	2.5	(1)	320	CL2-501C	1SFA619403R5018	10	0.016

Voltage 24 V AC / DC

● Red	16	6	625	80	CL2-502R	1SFA619403R5021	10	0.016
● Green	16	6	520	135	CL2-502G	1SFA619403R5022	10	0.016
● Yellow	16	6	590	55	CL2-502Y	1SFA619403R5023	10	0.016
● Blue	16	6	470	10	CL2-502L	1SFA619403R5024	10	0.016
○ Clear	16	6	(1)	230	CL2-502C	1SFA619403R5028	10	0.016

Voltage 48 ... 60 V AC / DC

● Red	13-17	7	625	75	CL2-507R	1SFA619403R5071	10	0.016
● Green	13-17	7	520	140	CL2-507G	1SFA619403R5072	10	0.016
● Yellow	13-17	7	590	80	CL2-507Y	1SFA619403R5073	10	0.016
● Blue	13-17	7	470	10	CL2-507L	1SFA619403R5074	10	0.016
○ Clear	13-17	7	(1)	260	CL2-507C	1SFA619403R5078	10	0.016

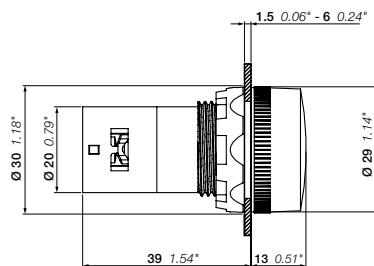
Voltage 110 ... 130 V AC

● Red	15-17	20	625	85	CL2-513R	1SFA619403R5131	10	0.016
● Green	15-17	20	520	90	CL2-513G	1SFA619403R5132	10	0.016
● Yellow	15-17	20	590	85	CL2-513Y	1SFA619403R5133	10	0.016
● Blue	15-17	20	470	10	CL2-513L	1SFA619403R5134	10	0.016
○ Clear	15-17	20	(1)	340	CL2-513C	1SFA619403R5138	10	0.016

Voltage 110 ... 130 V DC

● Red	8-9	20	625	55	CL2-515R	1SFA619403R5151	10	0.016
● Green	8-9	20	520	125	CL2-515G	1SFA619403R5152	10	0.016
● Yellow	8-9	20	590	50	CL2-515Y	1SFA619403R5153	10	0.016
● Blue	8-9	20	470	10	CL2-515L	1SFA619403R5154	10	0.016
○ Clear	8-9	20	(1)	210	CL2-515C	1SFA619403R5158	10	0.016

(1) X = 0.31, Y = 0.32



CL2

Dimensions (mm, inches)

Compact range

Pilot lights



1SFCL151338V0001

CL2-502R



1SFCL151339V0001

CL2-506G



1SFCL151340V0001

CL2-508Y



1SFCL151341V0001

CL2-506L



1SFCL151342V0001

CL2-506C

Description

Integrated LED, no bulb needed.

Color	Rated current mA	Anti-inductive voltage Vpeak	Wave-length nm	Illumi-nation lx	Type	Order code	Pkg qty	Weight (1 pce) kg
-------	---------------------	---------------------------------	-------------------	---------------------	------	------------	---------	----------------------

Voltage 220 V DC

● Red	6	20	625	40	CL2-520R	1SFA619403R5201	10	0.016
● Green	6	20	520	90	CL2-520G	1SFA619403R5202	10	0.016
● Yellow	6	20	590	30	CL2-520Y	1SFA619403R5203	10	0.016
● Blue	6	20	470	5	CL2-520L	1SFA619403R5204	10	0.016
○ Clear	6	20	(1)	120	CL2-520C	1SFA619403R5208	10	0.016

Voltage 230 V AC

● Red	17	30	625	95	CL2-523R	1SFA619403R5231	10	0.016
● Green	17	35	520	155	CL2-523G	1SFA619403R5232	10	0.016
● Yellow	17	35	590	70	CL2-523Y	1SFA619403R5233	10	0.016
● Blue	17	35	470	10	CL2-523L	1SFA619403R5234	10	0.016
○ Clear	17	35	(1)	225	CL2-523C	1SFA619403R5238	10	0.016

Rated voltage 230 V AC high anti-inductive voltage (2)

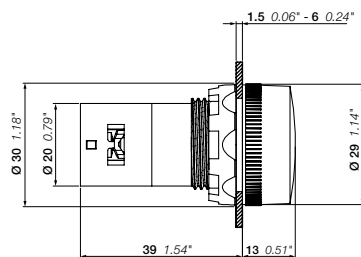
● Red	17	60	625	75	CL2-623R	1SFA619403R6231	10	0.016
● Green	17	80	520	70	CL2-623G	1SFA619403R6232	10	0.016
● Yellow	17	70	590	50	CL2-623Y	1SFA619403R6233	10	0.016
● Blue	17	80	470	5	CL2-623L	1SFA619403R6234	10	0.016
○ Clear	17	80	(1)	155	CL2-623C	1SFA619403R6238	10	0.016

Rated voltage 380 ... 415 V AC

● Red	15-17	55	625	85	CL2-542R	1SFA619403R5421	10	0.016
● Green	15-17	65	520	130	CL2-542G	1SFA619403R5422	10	0.016
● Yellow	15-17	65	590	60	CL2-542Y	1SFA619403R5423	10	0.016
● Blue	15-17	65	470	10	CL2-542L	1SFA619403R5424	10	0.016
○ Clear	15-17	65	(1)	395	CL2-542C	1SFA619403R5428	10	0.016

(1) X = 0.31, Y = 0.32

(2) Higher threshold to light up LED to be used in application where there is risk of large induced voltages.



CL2

Dimensions (mm, inches)

Compact range

Pilot lights BA 9s



CL-100R



CL-100L

Description

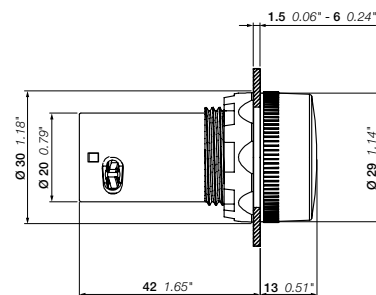
Bulb not included and should be ordered separately, see Accessories section for order codes and information.

Color	Type	Order code	Pkg qty	Weight (1 pce) kg
● Red	CL-100R	1SFA619402R1001	10	0.018
● Green	CL-100G	1SFA619402R1002	10	0.018
● Yellow	CL-100Y	1SFA619402R1003	10	0.018
● Blue	CL-100L	1SFA619402R1004	10	0.018
○ White	CL-100W	1SFA619402R1005	10	0.018
○ Clear	CL-100C	1SFA619402R1008	10	0.018

Accessories for compact range

Flashing LED bulbs for CL-100 pilot lights

Color	Wavelength nm	Type	Order code	Pkg qty	Weight (1 pce) kg
Rated voltage 24 V DC rated current 25 mA, service life > 50 000 h					
● Red	630	–	4950512-1	20	0.005
● Green	565	–	4950512-2	20	0.005
● Yellow	585	–	4950512-3	20	0.005



CL100

Dimensions (mm, inches)

Accessories for compact range

LED bulbs for CL-100 pilot lights



1SFC15118F0001

KA2...

Color	Wavelength nm	Luminance mdc	Type	Order code	Pkg qty	Weight (1 pce) kg
Rated voltage 12 V DC rated current 15 mA, service life > 50 000 h						
● Red	630	250	KA2-2011	1SFA616921R2011	20	0.005
● Green	525	1000	KA2-2012	1SFA616921R2012	20	0.005
● Yellow	592	250	KA2-2013	1SFA616921R2013	20	0.005
● Blue	470	450	KA2-2014	1SFA616921R2014	20	0.005
○ White	(1)	600	KA2-2015	1SFA616921R2015	20	0.005
Rated voltage 24 V (AC) / DC rated current 15 mA, service life > 50 000 h						
● Red	630	250	KA2-2021	1SFA616921R2021	20	0.005
● Green	525	800	KA2-2022	1SFA616921R2022	20	0.005
● Yellow	592	250	KA2-2023	1SFA616921R2023	20	0.005
● Blue	470	400	KA2-2024	1SFA616921R2024	20	0.005
○ White	(1)	500	KA2-2025	1SFA616921R2025	20	0.005
Rated voltage 36 V (AC) / DC rated current 12 mA, service life > 50 000 h						
● Red	630	200	KA2-2031	1SFA616921R2031	20	0.005
● Green	525	2000	KA2-2032	1SFA616921R2032	20	0.005
● Yellow	592	200	KA2-2033	1SFA616921R2033	20	0.005
● Blue	470	750	KA2-2034	1SFA616921R2034	20	0.005
○ White	(1)	1400	KA2-2035	1SFA616921R2035	20	0.005
Rated voltage 48 V (AC) / DC rated current 12 mA, service life > 50 000 h						
● Red	630	200	KA2-2041	1SFA616921R2041	20	0.005
● Green	525	1700	KA2-2042	1SFA616921R2042	20	0.005
● Yellow	592	240	KA2-2043	1SFA616921R2043	20	0.005
● Blue	470	720	KA2-2044	1SFA616921R2044	20	0.005
○ White	(1)	1200	KA2-2045	1SFA616921R2045	20	0.005
Rated voltage 60 V (AC) / DC rated current 10 mA, service life > 50 000 h						
● Red	630	160	KA2-2051	1SFA616921R2051	20	0.005
● Green	525	1400	KA2-2052	1SFA616921R2052	20	0.005
● Yellow	592	200	KA2-2053	1SFA616921R2053	20	0.005
● Blue	470	600	KA2-2054	1SFA616921R2054	20	0.005
○ White	(1)	1000	KA2-2055	1SFA616921R2055	20	0.005
Rated voltage 110 ... 130 V AC rated current 4-6 mA, service life 25 000 h						
● Red	630	60-100	KA2-2131	1SFA616921R2131	20	0.005
● Green	525	500-850	KA2-2132	1SFA616921R2132	20	0.005
● Yellow	592	70-120	KA2-2133	1SFA616921R2133	20	0.005
● Blue	470	220-350	KA2-2134	1SFA616921R2134	20	0.005
○ White	(1)	350-600	KA2-2135	1SFA616921R2135	20	0.005
Rated voltage 110 ... 130 V (AC) / DC rated current 4-6 mA, service life 25 000 h						
● Red	630	60	KA2-2141	1SFA616921R2141	20	0.005
● Green	525	500	KA2-2142	1SFA616921R2142	20	0.005
● Yellow	592	70	KA2-2143	1SFA616921R2143	20	0.005
● Blue	470	220	KA2-2144	1SFA616921R2144	20	0.005
○ White	(1)	350	KA2-2145	1SFA616921R2145	20	0.005
Rated voltage 230 V AC rated current 4 mA, service life 25 000 h						
● Red	630	60	KA2-2221	1SFA616921R2221	20	0.005
● Green	525	500	KA2-2222	1SFA616921R2222	20	0.005
● Yellow	592	70	KA2-2223	1SFA616921R2223	20	0.005
● Blue	470	220	KA2-2224	1SFA616921R2224	20	0.005
○ White	(1)	350	KA2-2225	1SFA616921R2225	20	0.005
Rated voltage 230 V (AC) / DC rated current 4 mA, service life 25 000 h						
● Red	630	60	KA2-2231	1SFA616921R2231	20	0.005
● Green	525	500	KA2-2232	1SFA616921R2232	20	0.005
● Yellow	592	70	KA2-2233	1SFA616921R2233	20	0.005
● Blue	470	220	KA2-2234	1SFA616921R2234	20	0.005
○ White	(1)	350	KA2-2235	1SFA616921R2235	20	0.005

Note: Choose the same color on the LED as on the lamp cap. (1) X=0.31, Y=0.32 according to the ICI chromaticity diagram.

Compact range

Non-illuminated selector switches - 2-position








C2SS1-10B-10



C2SS3-30B-10

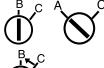
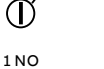
Description

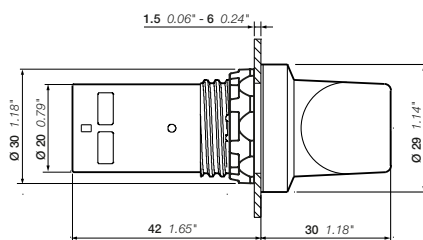
Compact selector switches are delivered in black color.

Operating principle	Bezel	Contacts	Type	Order code	Pkg qty	Weight (1 pce)
						
Short handle						
	Black plastic	1 0	C2SS1-10B-10	1SFA619200R1016	10	0.02
		0 1	C2SS1-10B-01	1SFA619200R1046	10	0.02
		1 1	C2SS1-10B-11	1SFA619200R1076	10	0.024
	Chrome metal	2 0	C2SS1-10B-20	1SFA619200R1026	10	0.024
		1 0	C2SS1-30B-10	1SFA619200R3016	10	0.029
		0 1	C2SS1-30B-01	1SFA619200R3046	10	0.029
	Black plastic	1 0	C2SS2-10B-10	1SFA619201R1016	10	0.02
		0 1	C2SS2-10B-01	1SFA619201R1046	10	0.02
		1 1	C2SS2-10B-11	1SFA619201R1076	10	0.024
	Chrome metal	2 0	C2SS2-10B-20	1SFA619201R1026	10	0.024
		1 0	C2SS2-30B-10	1SFA619201R3016	10	0.029
		0 1	C2SS2-30B-01	1SFA619201R3046	10	0.029
	Black plastic	1 0	C2SS3-10B-10	1SFA619202R1016	10	0.02
		0 1	C2SS3-10B-01	1SFA619202R1046	10	0.02
		1 1	C2SS3-10B-11	1SFA619202R1076	10	0.024
	Chrome metal	2 0	C2SS3-10B-20	1SFA619202R1026	10	0.024
		1 0	C2SS3-30B-10	1SFA619202R3016	10	0.029
		1 1	C2SS3-30B-11	1SFA619202R3076	10	0.032
	Chrome metal	2 0	C2SS3-30B-20	1SFA619202R3026	10	0.032
		1 0	C2SS5-30B-10	1SFA619204R3016	10	0.029
		1 1	C2SS5-30B-11	1SFA619204R3076	10	0.032

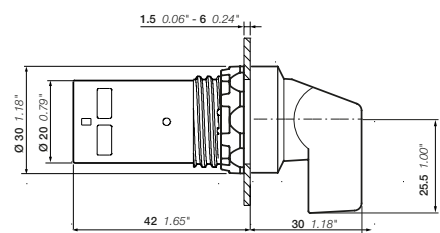
Contacts actuated

2-position selector switch
Contacts included,

	actuated in position C			
	NC	NO	NC	NO
	11	13	21	23
	12	14	22	24
1 NO	-	1	-	-
2 NO	-	1	-	1
1 NC	1	-	-	-
2 NC	1	-	1	-
1 NO + 1 NC	-	1	1	-



C2SS, short handle
Dimensions (mm, inches)



C2SS, long handle

Compact range

Non-illuminated selector switches - 3-position



C3SS1-10B-11



C3SS2-30B-20

Contacts actuated

3-position selector switch
Contacts included,

actuated in position:		A				C			
		NC	NO	NC	NO	NC	NO	NC	NO
		21	23	11	13				
		22	24	12	14				
2 NO		-	1	-	1				
2 NC		1	-	1	-				
1 NO + 1 NC		1	-	-	1				

Description

Compact selector switches operators are delivered in black color.

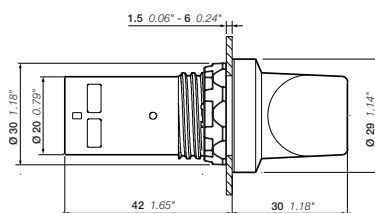
Operating principle	Bezel	Contacts	Type	Order code	Pkg qty	Weight (1 pce)
						kg

Short handle

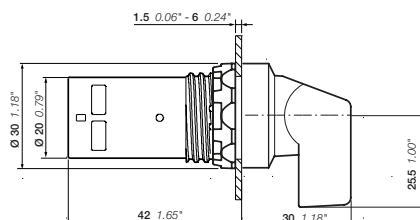
	Black plastic	1 1	C3SS1-10B-11	1SFA619210R1076	10	0.024
		2 0	C3SS1-10B-20	1SFA619210R1026	10	0.024
	Chrome metal	1 1	C3SS1-30B-11	1SFA619210R3076	10	0.032
		2 0	C3SS1-30B-20	1SFA619210R3026	10	0.032
	Black plastic	1 1	C3SS2-10B-11	1SFA619211R1076	10	0.024
		2 0	C3SS2-10B-20	1SFA619211R1026	10	0.024
	Chrome metal	1 1	C3SS2-30B-11	1SFA619211R3076	10	0.032
		2 0	C3SS2-30B-20	1SFA619211R3026	10	0.032
	Black plastic	1 1	C3SS3-10B-11	1SFA619212R1076	10	0.024
		2 0	C3SS3-10B-20	1SFA619212R1026	10	0.024
	Chrome metal	1 1	C3SS3-30B-11	1SFA619212R3076	10	0.032
		2 0	C3SS3-30B-20	1SFA619212R3026	10	0.032
	Black plastic	1 1	C3SS7-10B-11	1SFA619216R1076	10	0.024
		2 0	C3SS7-10B-20	1SFA619216R1026	10	0.024
	Chrome metal	2 0	C3SS7-30B-20	1SFA619216R3026	10	0.032

Long handle

	Black plastic	1 1	C3SS4-10B-11	1SFA619213R1076	10	0.024
		2 0	C3SS4-10B-20	1SFA619213R1026	10	0.024
	Black plastic	1 1	C3SS5-10B-11	1SFA619214R1076	10	0.024
		2 0	C3SS5-10B-20	1SFA619214R1026	10	0.024
	Chrome metal	1 1	C3SS5-30B-11	1SFA619214R3076	10	0.032
		2 0	C3SS5-30B-20	1SFA619214R3026	10	0.032
	Black plastic	2 0	C3SS6-10B-20	1SFA619215R1026	10	0.024
	Black plastic	2 0	C3SS8-10B-20	1SFA619217R1026	10	0.024



C3SS, short handle
Dimensions (mm, inches)



C3SS, long handle

Compact range

Buzzers



CB1-600G

1SFC151519V0001



CB1-610R

1SFC151519V0001



CB1-610Y

1SFC151519V0001



CB1-620B

1SFC1515160V0001

Illuminated

Color	Light and sound output	Rated current mA	Luminance mcd	Type	Order code	Pkg qty	Weight (1 pce) kg
-------	------------------------	---------------------	------------------	------	------------	---------	----------------------

Rated voltage 24 V AC / DC

● Green	Continuous	48	126	CB1-600G	1SFA619600R6002	10	0.021
● Red	Pulsation	53	60	CB1-610R	1SFA619600R6101	10	0.021
● Yellow	Pulsation	53	60	CB1-610Y	1SFA619600R6103	10	0.021

Rated voltage 110 ... 130 V AC

● Green	Continuous	55	126	CB1-601G	1SFA619600R6012	10	0.021
● Red	Pulsation	70	60	CB1-611R	1SFA619600R6111	10	0.021
● Yellow	Pulsation	70	60	CB1-611Y	1SFA619600R6113	10	0.021

Rated voltage 110 ... 130 V DC

● Green	Continuous	15	126	CB1-602G	1SFA619600R6022	10	0.021
● Red	Pulsation	15	60	CB1-612R	1SFA619600R6121	10	0.021
● Yellow	Pulsation	15	60	CB1-612Y	1SFA619600R6123	10	0.021

Rated voltage 230 V AC

● Green	Continuous	55	126	CB1-603G	1SFA619600R6032	10	0.021
● Red	Pulsation	70	60	CB1-613R	1SFA619600R6131	10	0.021
● Yellow	Pulsation	70	60	CB1-613Y	1SFA619600R6133	10	0.021

Non-Illuminated

Color	Light and sound output	Rated current mA	Luminance mcd	Type	Order code	Pkg qty	Weight (1 pce) kg
-------	------------------------	---------------------	------------------	------	------------	---------	----------------------

Rated voltage 24 V AC / DC

● Black	Continuous	40	-	CB1-620B	1SFA619600R6206	10	0.021
	Pulsation	48	-	CB1-630B	1SFA619600R6306	10	0.021

Rated voltage 110 ... 130 V AC

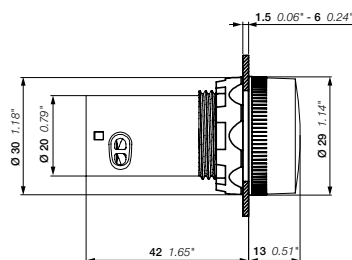
● Black	Continuous	40	-	CB1-621B	1SFA619600R6216	10	0.021
	Pulsation	48	-	CB1-631B	1SFA619600R6316	10	0.021

Rated voltage 110 ... 130 V DC

● Black	Continuous	15	-	CB1-622B	1SFA619600R6226	10	0.021
	Pulsation	15	-	CB1-632B	1SFA619600R6326	10	0.021

Rated voltage 230 V AC

● Black	Continuous	40	-	CB1-623B	1SFA619600R6236	10	0.021
	Pulsation	40	-	CB1-633B	1SFA619600R6336	10	0.021



CB1
Dimensions (mm, inches)

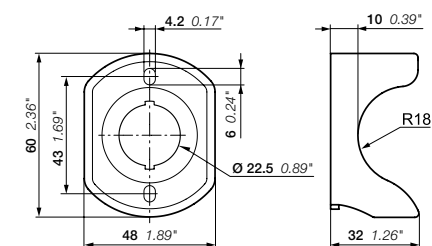
Compact range

Accessories



Description	Bezel / color	Type	Order code	Pkg qty	Weight (1pce) kg
30 mm adaptors for 22 mm operator (1.5 - 4 mm panel thickness)					
Emergency stop pushbuttons, MPM	Black plastic	KA1-8027	1SFA616920R8027	1	0.007
	Chrome metal	KA1-8028	1SFA616920R8028	1	0.021
Pushbuttons, selector switches, pilot lights, potentiometers, emergency stop pushbuttons, MPE	Black plastic	KA1-8029	1SFA616920R8029	1	0.010
Flush mounted pushbuttons	Chrome metal	KA1-8073	1SFA616920R8073	1	0.050
Flush mounted selector switches	Chrome metal	MA1-8074	1SFA611920R8074	1	0.050
Protective membrane, silicone					
Flush pushbutton		MA1-8052	1SFA611920R8052	10	0.002
Extended pushbutton		MA1-8002	1SFA611920R8002	10	0.002
Protective ring					
To prevent accidental operation. Cannot be used together with Legend plate holder					
Flush and extended pushbuttons	Clear plastic	-	SK615512-1	10	0.002
Flush pushbuttons	Metal and black plastic	KA1-8010	1SFA616920R8010	10	0.008
Bezel					
Pushbuttons	Black plastic	KA1-8022	1SFA616920R8022	10	0.002
	Chrome plastic	KA1-8020	1SFA616920R8020	10	0.002
	Chrome metal	KA1-8021	1SFA616920R8021	10	0.015
Selector switches	Black plastic	CA1-8077	1SFA619920R8077	10	0.002
	Chrome metal	CA1-8078	1SFA619920R8078	10	0.010
Square bezel					
Black plastic		-	SK616016-2	10	0.001
Lockable shroud					
Pushbuttons, selector switches	Plastic	MA1-8153	1SFA611920R8153	10	0.023
Emergency stop 30 mm	Metal	-	SK615502-D	1	0.080
Touch guard					
Touch guard		MA1-8152	1SFA611920R8152	10	0.023
Shroud with anti rotation tabs, slot for pad-lock and with water drainage					
Emergency stop, machine stop 40 mm	● Yellow	CA1-8053	1SFA619920R8053	10	0.016
	● Grey	CA1-8054	1SFA619920R8054	10	0.016
Lamp changing tool					
Lamp changing tool		KA1-8072	1SFA616920R8072	1	0.002

Note: Din-rail adaptor should be used with 2 contact blocks for rear mounting type MCB..B.



CA1
Dimensions (mm, inches)

Compact range Accessories



Description	Bezel / color	Type	Order code	Pkg qty	Weight (1pce) kg
DIN-rail adaptator					
DIN-rail adaptor		CA1-8054	1SFA619920R8054	1	0.020
DIN-rail adaptor with 2 dummy block		CA1-8080	1SFA619920R8080	1	0.028
Dummy block		MDB-2	1SFA611630R1002	10	0.003
Note: Din-rail adaptor should be used with 2 contact blocks for rear mounting type MCB..B.					
Note: Dummy blocks are used when only one contact block or a compact pilot device is used together with the DIN-rail adaptor					
Mounting tools					
For tightening the locking nut					
Plastic / Mounting tool manual		MA1-8015	1SFA611920R8015	1	0.021
Metal / Mounting tool for power tool		MA1-8149	1SFA611920R8149	1	0.155
Extra key					
Key code 455			SK616021-71	10	0.007
Key code 421			SK616021-72	10	0.007
Key code 3433-E			SK616021-73	10	0.007
Locking nut		MA1-8019	1SFA611920R8019	10	0.001

Compact range

Technical data

Standards and approvals

IEC / EN 60947-1	Low Voltage switchgear and controlgear - Part 1: General rules
IEC / EN 60947-5-1	Low Voltage switchgear and controlgear - part 5-1: control circuit devices and switching elements - Electromechanical control circuit devices
IEC / EN 60947-5-5	Low Voltage switchgear and controlgear - part 5-5: control circuit devices and switching elements - Electrical emergency stop device with mechanical latching function
IEC / EN 60073	Basic and safety principles for man-machine interface, marking and identification coding principles for indicators and actuators
IEC / EN 60529	Degrees of protection provided by enclosures (IP code)
EN 50013	Low Voltage switchgear and controlgear for industrial use, terminal marking and distinctive number for particular control switches
DIN 40050-9	Road vehicles; degrees of protection (IP-code); protection against foreign objects; water and contact; electrical equipment
UL 508	Industrial control equipment
CSA C22.2 No 14	Industrial control equipment

Environmental data

Degrees of protection

Operators	IEC/EN DIN	UL/CSA
Pushbutton	IP66, IP67 and IP69K	Type 1, 3R, 4, 4X, 12, 13
Selector switches	IP66, IP67 and IP69K	Type 1, 3R, 4, 4X, 12, 13
Buzzer	IP66, IP67 and IP69K	Type 1, 3R, 4, 4X, 12, 13
Heavy duty	IP66, IP67 and IP69K	Type 1, 3R, 4, 4X, 12, 13
Pilot lights	IP66, IP67 and IP69K	Type 1, 3R, 4, 4X, 12, 13
Emergency stops	IP66, IP67 and IP69K	Type 1, 3R, 4, 4X, 12, 13
Terminals	IP20	-

Temperature

Ambient temperature during operation	-25 to +70 °C
Storage temperature	-40 to +85 °C

Technical data

Cable connections

Operator	Cable terminal
Pushbutton	Plus-minus Pozidriv No. 2
Selector switch	Connectable area: min. 1 x 0.5 mm ² / 1 x AWG22
Emergency stop	max. 2 x 1.5 mm ² / 2 x AWG14
Pilot light	Connectable area: min. 1 x 0.5 mm ² / 1 x AWG20 max. 2 x 2.5 mm ² / 2 x AWG14

Tightening torque

Operators locking nut	Min. 2 Nm / Max. 2.3 Nm
Cable terminals M3	0.8 Nm
Cable terminals M3.5	0.9 Nm

Short circuit protection

Max. fuse at 1 kA	gG 10A
-------------------	--------

Mechanical life

Pushbuttons, selector switches, heavy duty	500 000 operations
Emergency stop pushbutton	50 000 operations

LED products (Pilot lights, illuminated pushbuttons)

Service life for LED means number of service hours until the brightness has been reduced down 50%. Service life 50 000 h, operating at 25 °C, 40~70%rh (relative humidity)

Color of white LED x = 0.31 Y = 0.32 means the position of color in the ICI chromaticity diagram

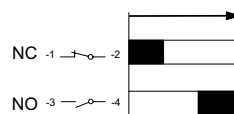
Voltage tolerance on LED -30 to +10% voltage is acceptable without affecting the service life

Voltage peaks on LED Voltage peaks up to 1000 V current peaks up to 500 mA during a few msec

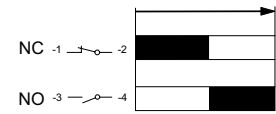
Glowing light All integrated LED have a function built in to cut leakage currents

Make-and-break contacts

Pushbutton	Emergency stop pushbutton
------------	---------------------------



■ = Closed contact



■ = Closed contact

Compact range

Technical data

Material		
No ozone depleting substances in the products.		
All front of panel plastic components are made of polycarbonate		
PC polycarbonate	High impact strength, good outdoor resistance. Chemical resistance (see table below)	
PSU polysulphone	Can withstand high temperatures, acids, basic solutions, alkaline compounds, oils, alcohols	
PA polyamide	Can withstand high temperatures, aliphatic, aromatic and chlorinated hydrocarbons, esters, ketone-aldehydes, alcohols and basic solutions	
PBT	Can withstand high temperature, aliphatic and aromatic hydrocarbons, acids, basic solutions, alcohols, grease and oils	
Zinc	Good corrosion resistance in inland-, sea and industrial atmosphere	
Light-alloy	Good corrosion resistance in inland-, sea and industrial atmosphere	
Chemical resistance for polycarbonate		
Chemical class	Effects	
Acids	No significant effect under most typical conditions of concentration and temperature	
Alcohols and alkalis	Generally compatible at low concentration and room temperature. Higher concentrations and elevated temperatures can result in etching and attack evidenced by decomposition	
Aliphatic hydrocarbons	Generally compatible	
Amines	Surface crystallization and chemical attack	Avoid
Aromatic hydrocarbons	Partial solvents and severe stress cracking agents (i.e., xylene, toluene).	Avoid
Detergents and cleaners	Mild soap solutions are generally compatible. Strong alkaline materials should be avoided	
Esters	Cause severe crystallization. Partial solvents.	Avoid
Greases and oils	Pure petroleum types generally compatible. Many additives used with them are not	
Halogenated, hydrocarbons	Solvents.	Avoid
Ketones	Cause severe crystallization and stress cracking. Partial solvents.	Avoid
Silicone oil and greases	Generally compatible up to 85 °C	

Note: Specified degree of protection is for operator mounted on panel. If other items are mounted in between, please make sure that they are correctly sealed.

Electrical data			
Contacts			
Ratings as per IEC 60947-5-1			
Rated insulation voltage, U_i		300 V	
Rated thermal current, I_{th}		5 A	
Rated operational current, I_e	at: 240 V	1 A	
Utilization category AC 15,			
Rated operational current, I_e	at: 24 V	0.3 A	
utilisation category DC 13,	at: 125 V	0.2 A	
Rated impulse withstand voltage	U_{imp}	6 kV	
Pollution degree		3	
Ratings as per UL, CSA, NEMA		C300 AC	R300 DC
Rated insulation voltage		250 V	250 V
Rated thermal current		2.5 A	1 A
Rated operational current	at: 120 V	1.5 A	
	at: 125 V		0.22 A
	at: 240 V	0.75 A	
	at: 250 V		0.11 A
Short circuit protection			
Max. fuse at 1 kA		gG 10A	
Buzzer			
Short circuit protection			
Max. fuse at 1 kA		gG 10A	
Ratings as per IEC 60947-5-1			
Rated insulation voltage, U_i		300 V	
Rated impulse withstand voltage		4 kV	
Rated frequency		50-60 Hz	
Sound level db		≥ 80 db / 10 cm	
Product service life		> 5000 hours	
Signal output			
Pulsating frequency of light and sound output		2 Hz	

Compact range

Technical data

Illuminated pushbuttons CP

Color	Current		Illuminance of flush cap		Illuminance of extended cap		Anti-inductive peak voltage	Main wavelength	Color temperature
	mA Min.	Max.	lx Min.	Max.	lx Min.	Max.			
Voltage range 24 V AC / DC									
● Red	8.5	11.5	150	600	120	400	5	620 ... 625	–
● Green	8.0	11.0	200	800	150	500	5	515 ... 520	–
● Yellow	8.5	11.5	200	800	120	400	5	585 ... 590	–
● Blue	8.5	10.5	200	500	200	400	5	465 ... 470	–
○ Clear	8.5	10.5	620	1000	360	700	5	–	8000 ... 12000
Voltage range 110 ... 130 V AC / DC									
● Red	6.5	9.0	150	600	100	350	15	620 ... 625	–
● Green	6.5	9.0	150	600	100	350	15	515 ... 520	–
● Yellow	6.5	9.0	150	600	100	350	15	585 ... 590	–
● Blue	6.5	9.0	200	450	180	300	15	465 ... 470	–
○ Clear	6.5	9.0	520	860	300	600	15	–	8000 ... 12000
Voltage range 230 V AC / DC									
● Red	4.0	6.0	150	600	120	400	15	620 ... 625	–
● Green	4.0	6.0	150	900	150	500	15	515 ... 520	–
● Yellow	4.0	6.0	150	600	150	500	15	585 ... 590	–
● Blue	4.0	6.0	250	500	250	400	15	465 ... 470	–
○ Clear	4.0	6.0	650	1050	380	720	15	–	8000 ... 12000

Note: The testing distance of illuminance is 2 mm between top lens and sensor surface. Clean test environment, supply voltage at 50 / 60 Hz with harmonized wave and without high frequency.

Compact range

Technical data

Pilot light CL2

Color	Current		Illuminance		Anti-inductive peak voltage V	Main wavelength Nm	Color temperature K
	mA Min.	Max.	lx Min.	Max.			
Voltage range 6.3 V DC							
● Red	13	16	45	250	2	620 ... 625	–
● Green	9.5	12.5	114	245	2	515 ... 520	–
● Yellow	13	16	65	210	2	585 ... 590	–
● Blue	9.5	12.5	8	35	2	465 ... 470	–
○ Clear	10	13	300	850	2	–	8000 ... 12000
Voltage range 12 V DC							
● Red	14	16	100	280	2	620 ... 625	–
● Green	12	14	165	310	2.5	515 ... 520	–
● Yellow	13.5	16	85	230	2.5	585 ... 590	–
● Blue	12	14	10	50	2.5	465 ... 470	–
○ Clear	12.5	14.5	480	850	2.5	–	8000 ... 12000
Voltage range 24 V AC / DC							
● Red	14	16	75	240	6	620 ... 625	–
● Green	13.5	15	120	320	6	515 ... 520	–
● Yellow	14	16	55	230	6	585 ... 590	–
● Blue	13.5	15	8	30	6	465 ... 470	–
○ Clear	13.5	15	450	700	6	–	8000 ... 12000
Voltage range 48 ... 60 V AC / DC							
● Red	14.5	16.5	75	200	7	620 ... 625	–
● Green	14.5	16.5	140	340	7	515 ... 520	–
● Yellow	14.5	16.5	55	330	7	585 ... 590	–
● Blue	14.5	16.5	10	45	7	465 ... 470	–
○ Clear	14.5	16.5	550	800	7	–	8000 ... 12000
Voltage range 110 ... 130 V AC							
● Red	14.5	17	85	340	20	620 ... 625	–
● Green	14.5	17	95	400	20	515 ... 520	–
● Yellow	14.5	17	85	250	20	585 ... 590	–
● Blue	14.5	17	8	30	20	465 ... 470	–
○ Clear	14.5	17	400	700	20	–	8000 ... 12000
Voltage range 110 ... 130 V DC							
● Red	7.5	9.5	40	110	20	620 ... 625	–
● Green	7.5	9.5	80	250	20	515 ... 520	–
● Yellow	7.5	9.5	45	165	20	585 ... 590	–
● Blue	7.5	9.5	6	35	20	465 ... 470	–
○ Clear	7.5	9.5	300	400	20	–	8000 ... 12000

Note: The testing distance of illuminance is 2 mm between top lens and sensor surface. Clean test environment, supply voltage at 50 / 60 Hz with harmonized wave and without high frequency.

Compact range

Technical data

Pilot light CL2

Color	Current		Illuminance		Anti-inductive peak voltage	Main wavelength	Color temperature
	mA Min.	Max.	lx Min.	Max.	V	Nm	K
Voltage range 220 V DC							
● Red	5	6	15	85	20	620 ... 625	–
● Green	5	6	55	180	20	515 ... 520	–
● Yellow	5	6	15	115	20	585 ... 590	–
● Blue	5	6	5	35	20	465 ... 470	–
○ Clear	5	6	200	320	20	–	8000 ... 12000
Voltage range 230 V AC							
● Red	14.5	17	85	340	30	620 ... 625	–
● Green	14.5	17	95	400	35	515 ... 520	–
● Yellow	14.5	17	85	235	35	585 ... 590	–
● Blue	14.5	17	8	30	35	465 ... 470	–
○ Clear	14.5	17	400	700	35	–	8000 ... 12000
Voltage range 380 ... 415 V AC							
● Red	14.5	17	85	340	55	620 ... 625	–
● Green	14.5	17	95	400	65	515 ... 520	–
● Yellow	14.5	17	100	270	65	585 ... 590	–
● Blue	14.5	17	8	30	65	465 ... 470	–
○ Clear	14.5	17	400	700	65	–	8000 ... 12000
Voltage range 230 V AC high anti-inductive voltage							
● Red	14.5	17	55	255	60	620 ... 625	–
● Green	14.5	17	60	265	80	515 ... 520	–
● Yellow	14.5	17	45	210	70	585 ... 590	–
● Blue	14.5	17	5	25	80	465 ... 470	–
○ Clear	14.5	17	280	490	80	–	8000 ... 12000

Note: The testing distance of illuminance is 2 mm between top lens and sensor surface. Clean test environment, supply voltage at 50 / 60 Hz with harmonized wave and without high frequency.

Compact range

Technical data

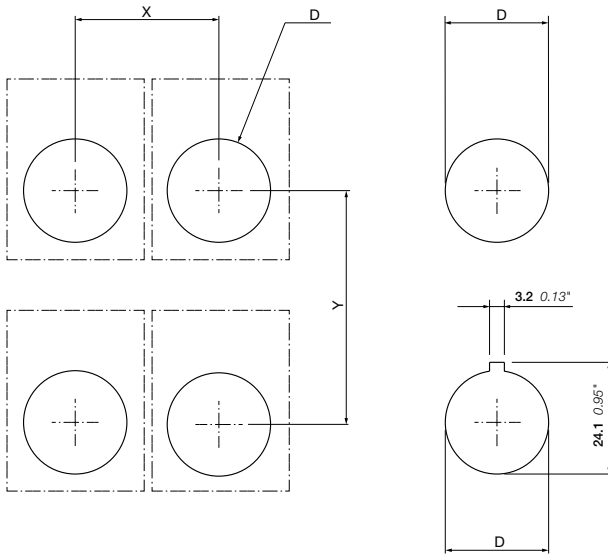
Buzzer CB

Color	Light and sound output	Current			Illuminance		Sound press level (dB/10cm)
		mA Min.		Max.	lx Min.	Max.	
Voltage range 24 V AC / DC							
● Red	Pulsation	63	75	150	450		≥90
● Yellow	Pulsation	63	75	70	300		≥90
● Green	Continuous	43	53	150	600		≥90
● Black	Pulsation	58	72	–	–		≥90
● Black	Continuous	40	50	–	–		≥90
Voltage range 110 ... 30 V AC							
● Red	Pulsation	71	81	70	300		≥90
● Yellow	Pulsation	72	87	150	450		≥90
● Green	Continuous	50	60	150	600		≥90
● Black	Pulsation	42	54	–	–		≥90
● Black	Continuous	40	50	–	–		≥90
Voltage range 110 ... 130 V DC							
● Red	Pulsation	13	18	5	50		≥80
● Yellow	Pulsation	13	18	5	50		≥80
● Green	Continuous	13	18	15	100		≥80
● Black	Pulsation	13	18	–	–		≥80
● Black	Continuous	13	18	–	–		≥80
Voltage range 230 V AC							
● Red	Pulsation	70	84	150	450		≥90
● Yellow	Pulsation	72	82	70	300		≥90
● Green	Continuous	50	62	350	900		≥90
● Black	Pulsation	42	54	–	–		≥90
● Black	Continuous	43	53	–	–		≥90

Note: The testing distance of illuminance is 2 mm between top lens and sensor surface. Clean test environment, supply voltage at 50 / 60 Hz with harmonized wave and without high frequency.
Fluctuation of rated voltage: -10% to +10%.

Compact range

Drilling plan



Type	Description	X	Y	D	Panel thickness
CP, CL, CSS, CB	Pushbutton, Pilot light, Selector switch, Buzzer	31 1.22"	50 1.97"	Ø 22.3 0.88"	1.5 0.06" - 6 0.24"
CP, CL, CSS, CB	Pushbutton, Pilot light, Selector switch, Buzzer (with legend plate)	31 1.22"	55 2.17"	Ø 22.3 0.88"	1.5 0.06" - 6 0.24"
CPM, CP6	Mushroom pushbutton, Heavy duty pushbutton	41 1.61"	55 2.17"	Ø 22.3 0.88"	1.5 0.06" - 6 0.24"

Pilot devices

Enclosures and assembled stations

Ordering details

83	Plastic enclosures for modular and compact range
84	Accessories for plastic enclosures
85	LED blocks for rear mounting
87	Legend plate holder
88	Legend plate for plastic enclosures MEP and CEP
89	Selector switches for vertical mounting
90	Assembled stations
91	Dimensions
92	Metal enclosures and accessories
93	Dimensions

Enclosures



Plastic enclosure for modular and compact

This enclosure can fit both modular and compact operators with the unique possibility to mount up to 5 contact blocks assigned to one operator.

Degree of protection: IP66 UL/NEMA type 1, 3R, 4, 4X, 12, 13



Compact plastic enclosure

The compact enclosure is one of the smallest on the market intended for compact operators.

Degree of protection: IP66, 67, 69K UL/NEMA type 1, 3R, 4, 4X, 12, 13

Metal enclosure

Metal line is made in addition to our plastic lines when metal is required. Featuring a high protection degree and large installation space.

Degree of protection: IP66, 67, 69K



Assembled stations

We can also offer some of the most common assembled stations as a standard in combination with both modular and compact range.

Enclosures

Plastic enclosures for modular and compact range



Description

When ordering complete enclosures:

- Select operators (modular or compact)
- For modular, select contact blocks and LED blocks for rear mounting (in accessories section)
- Per operator select between
 - One legend plate
 - One shroud (only for 1-seat)
 - One spacer
 - No accessory (only for compact range)
- Select cable gland

UL-listed applications: For end of line use only

According to the safety of machinery EN / ISO 13850 emergency stop pushbuttons should be mounted on yellow background

Description	Color	Holes for cable gland	Type	Order code	Pkg qty	Weight (1 pce) kg
-------------	-------	-----------------------	------	------------	---------	-------------------

Plastic enclosures

Empty plastic enclosures with stainless steel screws for modular and compact range

1-seat	Dark grey / light grey	M20 and Pg 13.5/ Pg16 and (M20)	MEP1-0	1SFA611811R1000	1	0.15
1-seat	Yellow / light grey	M20 and Pg 13.5/ Pg16 and (M20)	MEPY1-0	1SFA611821R1000	1	0.15
2-seat	Dark grey / light grey	M20 and Pg 13.5/ Pg16 and (M20)	MEP2-0	1SFA611812R1000	1	0.17
3-seat	Dark grey / light grey	M20 and Pg 13.5/ Pg16 and (M20)	MEP3-0	1SFA611813R1000	1	0.20
4-seat	Dark grey / light grey	M25/Pg 16 and (M20)	MEP4-0	1SFA611814R1000	1	0.23
6-seat	Dark grey / light grey	M25/Pg 16 and (M20)	MEP6-0	1SFA611816R1000	1	0.30

Shrouds

To be mounted on MEP 1-seat enclosures or on panels

Yellow	MA1-8053	1SFA611920R8053	10	0.02
Grey	MA1-8152	1SFA611920R8152	10	0.02

Compact plastic enclosures

Empty enclosure for compact range

1-seat	Yellow / light grey	M20 and Pg 13.5/ Pg16 and (M20)	CEPY1-0	1SFA619821R1000	1	0.072
1-seat	Dark grey / light grey	M20 and Pg 13.5/ Pg16 and (M20)	CEP1-0	1SFA619811R1000	1	0.072

Shrouds

To be mounted on CEP-series of enclosures or on panel

Yellow	CA1-8053	1SFA619920R8053	1	0.016
Grey	CA1-8054	1SFA619920R8054	1	0.016

Enclosures

Accessories for plastic enclosures



MCB-10B

15FCL151378V0001



MCB-11B

15FCL151373V0001



MCB-02B

15FCL151374V0001



MCB-01BG

15FCL151379V0001



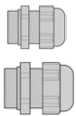
MA1-8129

15FCL151394V0001



MA5-8130

15FCL151395V0001



MA5-3001

MA5-3001



MA1-8136

15FCL151393V0001

Description

To be used with MEP plastic enclosure or on DIN-rail

Description	Contacts	Type	Order code	Pkg qty	Weight (1 pce)
					kg



Contact blocks for rear mounting

Single contact block	1 0	MCB-10B	1SFA611610R2001	10	0.013
	0 1	MCB-01B	1SFA611610R2010	10	0.013
Double contact block	1 1	MCB-11B	1SFA611610R2011	10	0.026
	2 0	MCB-20B	1SFA611610R2002	10	0.026
	0 2	MCB-02B	1SFA611610R2020	10	0.026

Contact blocks with gold plated contacts

Single contact block	1 0	MCB-10BG	1SFA611610R2101	10	0.013
	0 1	MCB-01BG	1SFA611610R2110	10	0.013

Cable glands

Grey plastic, threaded outer sleeve with sealing ring included. Nut not included.

M25		MA5-3001	1SFA611925R3001	10	0.015
M20		MA5-3002	1SFA611925R3002	10	0.015
PG 13.5		MA5-3006	1SFA611925R3006	10	0.010
PG 16		MA5-3007	1SFA611925R3007	10	0.015

Nuts

Grey plastic, for cable glands above

M25		MA5-3003	1SFA611925R3003	10	0.005
M20		MA5-3004	1SFA611925R3004	10	0.005
PG 13.5		MA5-3008	1SFA611925R3008	10	0.001
PG 16		MA5-3009	1SFA611925R3009	10	0.001

Earthing terminal

For plastic enclosure		MA5-3005	1SFA611925R3005	10	0.005
-----------------------	--	----------	-----------------	----	-------

Sealing ring for operator hole

For plastic enclosure		MA1-8150	1SFA611920H8150	100	0.001
-----------------------	--	----------	-----------------	-----	-------

Spacers

Needed when legend plates or shrouds are not used in plastic enclosures with rear mounted contact block. 1 mm thick.

Spacer		-	SK615516-1	10	0.002
Spacer for modular emergency stop		KA1-8045	1SFA616920R8045	10	0.004

Blanking plugs

Grey		MA1-8129	1SFA611920R8129	10	0.005
Black		MA1-8130	1SFA611920R8130	10	0.005
Light grey		MA1-8136	1SFA611920R8136	10	0.005

Adaptor

PG 16/M20		MA5-3010	1SFA611925R3010	10	0.010
-----------	--	----------	-----------------	----	-------

Enclosures

LED blocks for rear mounting



MLBL-00BW

1SFC15105650201

Description

To be used in MEP plastic enclosure or on DIN-rail

Color	Rated current mA	Wave-length nm	Lumi-nance mcd	Type	Order code	Pkg qty	Weight (1 pce) kg
Rated voltage 12 V DC (1)							
● Red	12.0	620	320	MLBL-00BR	1SFA611621R2001	10	0.012
● Green	9.3	520	1500	MLBL-00BG	1SFA611621R2002	10	0.012
● Yellow	12.0	588	380	MLBL-00BY	1SFA611621R2003	10	0.012
● Blue	9.5	468	450	MLBL-00BL	1SFA611621R2004	10	0.012
○ White	9.3	(2)	600	MLBL-00BW	1SFA611621R2005	10	0.012
Rated voltage 24 V AC / DC (1)							
● Red	9.9	620	250	MLBL-01BR	1SFA611621R2011	10	0.012
● Green	9.2	520	1500	MLBL-01BG	1SFA611621R2012	10	0.012
● Yellow	9.9	588	250	MLBL-01BY	1SFA611621R2013	10	0.012
● Blue	9.3	468	450	MLBL-01BL	1SFA611621R2014	10	0.012
○ White	9.2	(2)	600	MLBL-01BW	1SFA611621R2015	10	0.012
Rated voltage 48 V AC / DC (1)							
● Red	10.0	620	260	MLBL-02BR	1SFA611621R2021	10	0.012
● Green	9.7	520	1500	MLBL-02BG	1SFA611621R2022	10	0.012
● Yellow	10.0	588	300	MLBL-02BY	1SFA611621R2023	10	0.012
● Blue	9.7	468	450	MLBL-02BL	1SFA611621R2024	10	0.012
○ White	9.7	(2)	600	MLBL-02BW	1SFA611621R2025	10	0.012
Rated voltage 60 V AC / DC (1)							
● Red	13.0	620	350	MLBL-03BR	1SFA611621R2031	10	0.012
● Green	12.7	520	2000	MLBL-03BG	1SFA611621R2032	10	0.012
● Yellow	13.0	588	400	MLBL-03BY	1SFA611621R2033	10	0.012
● Blue	12.7	468	550	MLBL-03BL	1SFA611621R2034	10	0.012
○ White	12.7	(2)	750	MLBL-03BW	1SFA611621R2035	10	0.012
Rated voltage 110 ... 130 V AC							
● Red	8.6	620	200	MLBL-04BR	1SFA611621R2041	10	0.012
● Green	8.5	520	1200	MLBL-04BG	1SFA611621R2042	10	0.012
● Yellow	8.6	588	250	MLBL-04BY	1SFA611621R2043	10	0.012
● Blue	7.0	468	400	MLBL-04BL	1SFA611621R2044	10	0.012
○ White	7.0	(2)	500	MLBL-04BW	1SFA611621R2045	10	0.012
Rated voltage 110 ... 130 V DC (1)							
● Red	9.9	620	250	MLBL-05BR	1SFA611621R2051	10	0.012
● Green	9.8	520	1500	MLBL-05BG	1SFA611621R2052	10	0.012
● Yellow	9.9	588	300	MLBL-05BY	1SFA611621R2053	10	0.012
● Blue	9.8	468	450	MLBL-05BL	1SFA611621R2054	10	0.012
○ White	9.8	(2)	600	MLBL-05BW	1SFA611621R2055	10	0.012
Rated voltage 220 V DC (1)							
● Red	8.0	620	180	MLBL-06BR	1SFA611621R2061	10	0.012
● Green	8.0	520	110	MLBL-06BG	1SFA611621R2062	10	0.012
● Yellow	8.0	588	200	MLBL-06BY	1SFA611621R2063	10	0.012
● Blue	8.0	468	450	MLBL-06BL	1SFA611621R2064	10	0.012
○ White	8.0	(2)	600	MLBL-06BW	1SFA611621R2065	10	0.012

Note:

(1) Care should be taken for DC supply where + and - must be correctly connected. This is marked X1 (+) and X2 (-) on the product.

(2) X=0.31, Y=0.32 according to the ICI Chromaticity diagram.

For technical data, please refer to modular range section.

Enclosures

LED blocks for rear mounting



MLBL-07BW

1SFC15105650201

Description

To be used in MEP plastic enclosure or on DIN-rail

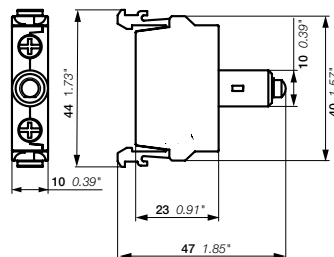
Color	Rated current mA	Wave-length nm	Lumi-nance mcd	Type	Order code	Pkg qty	Weight (1 pce) kg
Rated voltage 230 V AC							
● Red	9.5	620	250	MLBL-07BR	1SFA611621R2071	10	0.012
● Green	9.4	520	1500	MLBL-07BG	1SFA611621R2072	10	0.012
● Yellow	9.5	588	300	MLBL-07BY	1SFA611621R2073	10	0.012
● Blue	8.2	468	450	MLBL-07BL	1SFA611621R2074	10	0.012
○ White	8.2	(2)	600	MLBL-07BW	1SFA611621R2075	10	0.012
Rated voltage 380 V AC							
● Red	10.2	620	250	MLBL-08BR	1SFA611621R2081	10	0.012
● Green	10.2	520	1500	MLBL-08BG	1SFA611621R2082	10	0.012
● Yellow	10.2	582	300	MLBL-08BY	1SFA611621R2083	10	0.012
● Blue	9.1	468	450	MLBL-08BL	1SFA611621R2084	10	0.012
○ White	9.1	(2)	600	MLBL-08BW	1SFA611621R2085	10	0.012
Rated voltage 415 V AC							
● Red	11.2	620	280	MLBL-09BR	1SFA611621R2091	10	0.012
● Green	11.2	520	1800	MLBL-09BG	1SFA611621R2092	10	0.012
● Yellow	11.2	588	350	MLBL-09BY	1SFA611621R2093	10	0.012
● Blue	9.9	468	500	MLBL-09BL	1SFA611621R2094	10	0.012
○ White	9.9	(2)	650	MLBL-09BW	1SFA611621R2095	10	0.012

Note:

(1) Care should be taken for DC supply where + and - must be correctly connected. This is marked X1 (+) and X2 (-) on the product.

(2) X=0.31, Y=0.32 according to the ICI Chromaticity diagram.

For technical data, please refer to modular range section.

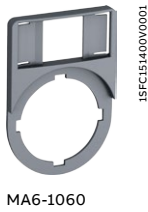


MLBL


Dimensions (mm, inches)

Enclosures

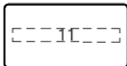
Legend plate holders and inserts



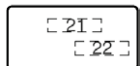
MA6-1060



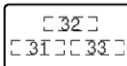
MA6-1061



1-position insert



2-position insert



3-position insert

Description

For Ø 22 mm operator, can be used with MEP plastic enclosures, laser marked with text or symbols. Inserts are made of plastic and aluminium laminate.

Description	Type	Order code	Pkg qty	Weight (1pce) kg
Legend plate holder				
Grey plastic	MA6-1060	1SFA611930R1060	10	0.002

Insert

Without text or symbol	MA6-1061	1SFA611930R1061	10	0.001
------------------------	----------	-----------------	----	-------

1-position inserts

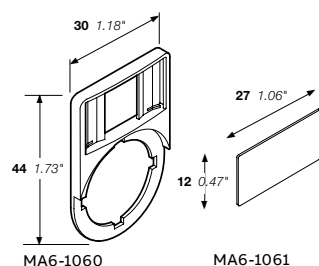
O	MA6-1062	1SFA611930R1062	10	0.001
I	MA6-1063	1SFA611930R1063	10	0.001
II	MA6-1064	1SFA611930R1064	10	0.001
→	MA6-1065	1SFA611930R1065	10	0.001
→	MA6-1130	1SFA611930R1130	10	0.001
→ →	MA6-1131	1SFA611930R1131	10	0.001
Close	MA6-1132	1SFA611930R1132	10	0.001
Open	MA6-1133	1SFA611930R1133	10	0.001
On	MA6-1134	1SFA611930R1134	10	0.001
Off	MA6-1135	1SFA611930R1135	10	0.001
Fast	MA6-1136	1SFA611930R1136	10	0.001
Slow	MA6-1137	1SFA611930R1137	10	0.001
Down	MA6-1138	1SFA611930R1138	10	0.001
Up	MA6-1139	1SFA611930R1139	10	0.001
Start	MA6-1140	1SFA611930R1140	10	0.001
Stop	MA6-1141	1SFA611930R1141	10	0.001
Forward	MA6-1152	1SFA611930R1152	10	0.001
Reverse	MA6-1153	1SFA611930R1153	10	0.001

2-position inserts for selector switches

Pos.21	Pos.22				
O	I	MA6-1170	1SFA611930R1170	10	0.001
I	II	MA6-1171	1SFA611930R1171	10	0.001
→	→ →	MA6-1172	1SFA611930R1172	10	0.001
Off	On	MA6-1173	1SFA611930R1173	10	0.001
Stop	Start	MA6-1174	1SFA611930R1174	10	0.001
Low	High	MA6-1175	1SFA611930R1175	10	0.001
Slow	Fast	MA6-1176	1SFA611930R1176	10	0.001
Close	Open	MA6-1177	1SFA611930R1177	10	0.001
Jog	Run	MA6-1178	1SFA611930R1178	10	0.001
Hand	Auto	MA6-1179	1SFA611930R1179	10	0.001

3-position inserts for selector switches

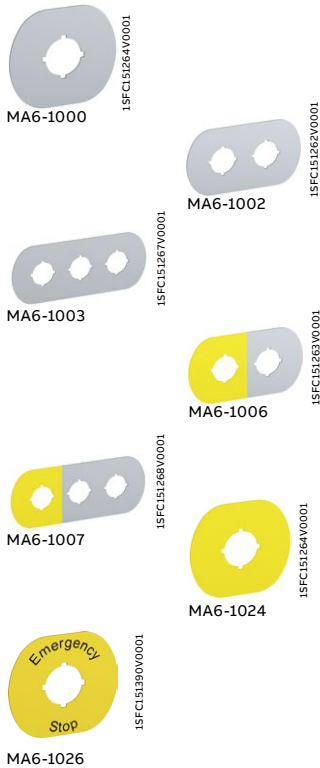
Pos.31	Pos.32	Pos.33				
←	O	→	MA6-1190	1SFA611930R1190	10	0.001
→	O	→ →	MA6-1191	1SFA611930R1191	10	0.001
I	O	II	MA6-1192	1SFA611930R1192	10	0.001
Hand	O	Auto	MA6-1193	1SFA611930R1193	10	0.001
Slow	Off	Fast	MA6-1194	1SFA611930R1194	10	0.001



Dimensions (mm, inches)

Enclosures

Legend plates for plastic enclosures MEP and CEP



Legend plates for MEP plastic enclosures

For Ø 22 mm operator, plastic and aluminum laminate with adhesive back. Combine the emergency stop with the yellow legend plates and black text to conform with safety machinery standard EN/ISO 13850.

Description	Text symbol	Type	Order code	Pkg qty	Weight (1pce) kg
Aluminum and plastic laminate					
1-seat	without text	MA6-1000	1SFA611930R1000	1	0.004
2-seat	without text	MA6-1002	1SFA611930R1002	1	0.006
3-seat	without text	MA6-1003	1SFA611930R1003	1	0.008
4-seat	without text	MA6-1004	1SFA611930R1004	1	0.010
6-seat	without text	MA6-1005	1SFA611930R1005	1	0.012
1-seat	O	MA6-1012	1SFA611930R1012	1	0.004
1-seat	I	MA6-1013	1SFA611930R1013	1	0.004
2-seat	O I	MA6-1014	1SFA611930R1014	1	0.006
3-seat	O II	MA6-1015	1SFA611930R1015	1	0.008
3-seat	I O II	MA6-1016	1SFA611930R1016	1	0.008

Pos. 1 yellow plastic and aluminium laminate

2-seat	without text	MA6-1006	1SFA611930R1006	1	0.006
3-seat	without text	MA6-1007	1SFA611930R1007	1	0.008
4-seat	without text	MA6-1008	1SFA611930R1008	1	0.010
6-seat	without text	MA6-1009	1SFA611930R1009	1	0.012

Emergency stop legend plates for 1-seat enclosures

For horizontally mounted enclosures. Yellow plastic laminate. 66 x 59 mm.

Without text	MA6-1024	1SFA611930R1024	10	0.004
Nöd Stopp	MA6-1025	1SFA611930R1025	10	0.004
Emergency stop	MA6-1026	1SFA611930R1026	10	0.004
Not Aus	MA6-1027	1SFA611930R1027	10	0.004
ARRET D'URGENCE	MA6-1028	1SFA611930R1028	10	0.004
Hätäseis	MA6-1029	1SFA611930R1029	10	0.004

For vertically mounted enclosures. Yellow plastic laminate. 59 x 66 mm.

Nöd Stopp	MA6-1100	1SFA611930R1100	10	0.004
Emergency stop	MA6-1101	1SFA611930R1101	10	0.004
Not Aus	MA6-1102	1SFA611930R1102	10	0.004
ARRET D'URGENCE	MA6-1103	1SFA611930R1103	10	0.004
Hätäseis	MA6-1104	1SFA611930R1104	10	0.004

Legend plates for CEP plastic enclosures

For Ø 22 mm operator

Description	Text symbol	Type	Order code	Pkg qty	Weight (1pce) kg
Emergency stop legend plates					
Black text on yellow aluminum plate Ø 59 mm					
Without text		CA6-1024	1SFA619930R1024	10	0.004
Emergency stop		CA6-1026	1SFA619930R1026	10	0.004
Not Aus		CA6-1027	1SFA619930R1027	10	0.004

Enclosures

Selector switches for vertical mounting



Description

When ordering complete vertically mounted enclosures:

- Select selector switches for vertical mounting
- Select contact blocks and LED blocks for rear mounting.

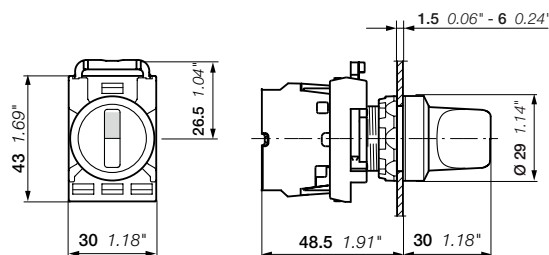
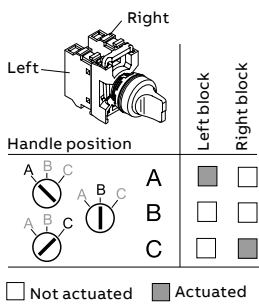
Per operator select between:

- One legend plate for vertical enclosures
- One spacer

Select cable gland.

Description	Color	Type	Order code	Pkg qty	Weight (1pce) kg
2-position selector switch					
Short handle, non-illuminated					
	● Black	M2SSV1-10B	1SFA611220R1006	10	0.015
	● Black	M2SSV2-10B	1SFA611221R1006	10	0.015
	● Black	M2SSV3-10B	1SFA611222R1006	10	0.015
3-position selector switch					
Short handle, non-illuminated					
	● Black	M3SSV1-10B	1SFA611230R1006	10	0.015
	● Black	M3SSV2-10B	1SFA611231R1006	10	0.015
	● Black	M3SSV3-10B	1SFA611232R1006	10	0.015

Contacts actuated



M2SSV, M3SSV
Dimensions (mm, inches)

Enclosures

Assembled stations



MEPY1-1042

1SFC151415V0001



CEPY1-2001

1SFC151387V0001



MEP2-1001

1000000000

Description

Assembled enclosures with emergency stop pushbuttons, yellow / light grey color designed according to the Safety of machinery standard EN/ISO 13850 for emergency stops.

Release method	Contacts	Type	Order code	Pkg qty	Weight (1 pce)
					kg



1-seat plastic enclosures with 40 mm modular emergency stop pushbuttons

Yellow / light grey color

Twist release	0 2	MEPY1-1042	1SFA611821R1042	1	0.240
Twist release	2 1	MEPY1-1041	1SFA611821R1041	1	0.250
Pull release	0 2	MEPY1-1035	1SFA611821R1035	1	0.466
Twist release with plastic legend plate "Emergency stop"	0 2	MEPY1-1040	1SFA611821R1040	1	0.240

1-seat plastic enclosures with 40 mm compact emergency stop pushbuttons

Yellow / light grey color

Twist release	0 2	CEPY1-1001	1SFA619821R1001	1	0.108
Pull release	0 2	CEPY1-1002	1SFA619821R1002	1	0.108
Key release	1 1	CEPY1-1006	1SFA619821R1006	1	0.105
Twist release, yellow shroud	0 2	CEPY1-2001	1SFA619821R2001	1	0.124
Pull release, yellow shroud	0 2	CEPY1-2002	1SFA619821R2002	1	0.124

1-seat plastic enclosures with 40 mm compact emergency stop pushbuttons

Dark grey / light grey color

Twist release	1 1	CEP1-1001	1SFA619811R1001	1	0.108
Pull release	1 1	CEP1-1002	1SFA619811R1002	1	0.108
Twist release, grey shroud	1 1	CEP1-2001	1SFA619811R2001	1	0.124
Pull release, grey shroud	1 1	CEP1-2002	1SFA619811R2002	1	0.124

2-seat plastic enclosure with modular pushbuttons

Dark grey / light grey

Two flush pushbuttons, momentary, black bezel

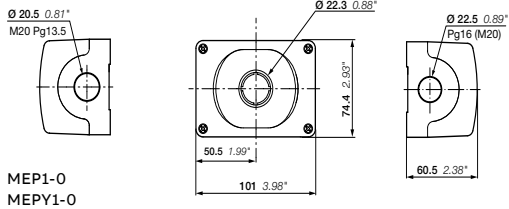
● Green	● Red		MEP2-1001	1SFA611812R1001	1	0.220
1 NO	1 NC					
I	0					

Enclosures

Dimensions

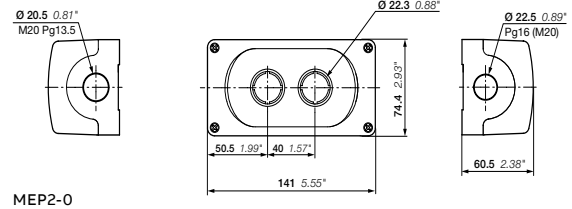
MEP plastic enclosures

1-seat



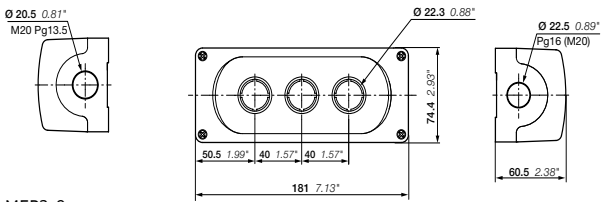
MEP1-0
MEPY1-0

2 seats



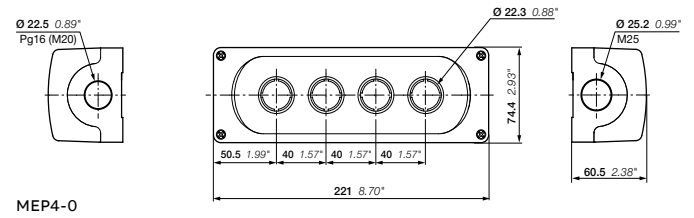
MEP2-0

3-seats



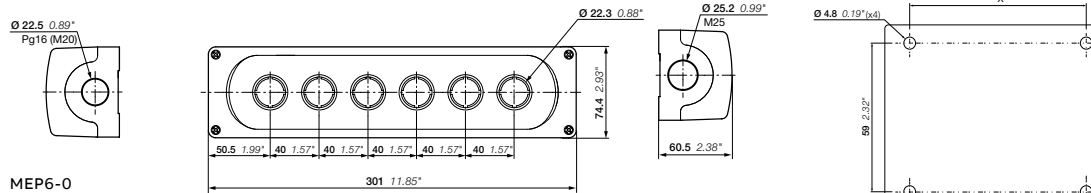
MEP3-0

4-seats

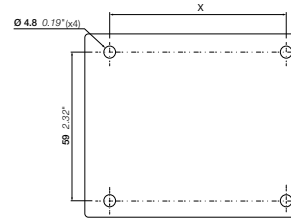


MEP4-0

6-seats



MEP6-0

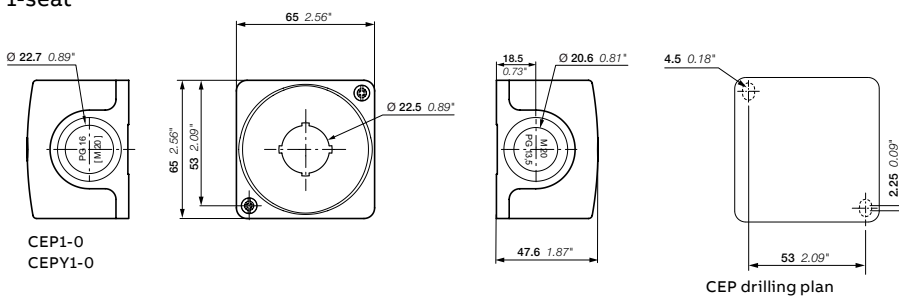


MEP drilling plan

Type	X
1-seat	72 mm / 2.83"
2-seats	112 mm / 4.41"
3-seats	152 mm / 5.98"
4-seats	192 mm / 7.56"
6-seats	272 mm / 10.71"

CEP plastic enclosure for compact range

1-seat



CEP1-0
CEPY1-0

CEP drilling plan

Enclosures

Metal enclosures and accessories



KEM

1SFC151309F0001



SK1707685

1SFC151488F0001



SK1750152

1SFC151488F0001



SK172105-AE

1SFC151490F0001



MA1-8129

1SFC151394W0001



MA1-8130

1SFC151395V0001



MA1-8136

1SFC151393W0001

Description

When ordering complete enclosure:

- Select operators
- Select contact blocks and LED blocks for front mounting and holder
- Select cable gland (holes for cable glands Pg 16)
- For 4- and 6-seat enclosure select blanking plate.

Description	Color	Type	Order code	Pkg qty	Weight (1pce) kg
-------------	-------	------	------------	---------	------------------

Empty cast aluminum enclosures for front mounted pilot devices.

Degree of protection IP66, IP67 and IP69K.

Seat	Color	Type	Order code	Pkg qty	Weight (1pce) kg
1-seat	Light grey	KEM1-0	SK616701-AA	1	0.40
2-seat	Light grey	KEM2-0	SK616702-AA	1	0.70
3-seat	Light grey	KEM3-0	SK616703-AA	1	0.80
4-seat	Light grey	KEM4-0	SK616704-AA	1	1.20
6-seat	Light grey	KEM6-0	SK616706-AA	1	1.40

Accessories

Pr	Pg	Diameter	Order code	Pkg qty	Weight (1pce) kg
----	----	----------	------------	---------	------------------

Cable gland

Metal, threaded outer sleeve

Pr	Pg	Diameter	Order code	Pkg qty	Weight (1pce) kg
22.5	16	8.5 ... 11.5	SK1707685	1	0.040
22.5	16	10.5 ... 13.5	SK1707686	1	0.045
22.5	16	12.5 ... 15.0	SK1707687	1	0.050

Metal hexagon nut

For use with cable glands above

Pr	Pg	Order code	Pkg qty	Weight (1pce) kg
22.5	16	SK1750152	1	0.010

Blanking plates without holes

Metal, black, for 4- and 6-seat metal enclosures

For flange opening	Suitable flange gasket	Order code	Pkg qty	Weight (1pce) kg
FL 13	SK1704536	SK172105-AA	1	0.010

Note: Flange gasket not included

Blanking plates with holes

Metal, black, for 4- and 6-seat metal enclosures

For flange opening	Suitable flange gasket	Order code	Pkg qty	Weight (1pce) kg
Two holes	Pr 22.5 (Pg 16)	SK172105-AD	1	0.110
Hole centre distance 50 mm				
FL 13	SK1704536			
Three holes	Pr 22.5 (Pg 16)	SK172105-AE	1	0.110
Hole centre distance 38 mm				
FL 13	SK1704536			

Note: Flange gasket not included

Flange gasket

Pr	Pg	Order code	Pkg qty	Weight (1pce) kg
FL 13		SK1704536	1	0.005

Blanking plug

For 22 mm-hole

Color	Pr	Pg	Order code	Pkg qty	Weight (1pce) kg
Grey	MA1-8129		1SFA611920R8129	10	0.005
Black	MA1-8130		1SFA611920R8130	10	0.005
Light grey	MA1-8136		1SFA611920R8136	10	0.005

Note: Applicable to cover a 22 mm-hole in an enclosure instead of an operator. Gasket and nut included.

Sealing plug

Grey plastic

Pr	Pg	Order code	Pkg qty	Weight (1pce) kg
22.5	16	SK175919-3	10	0.010

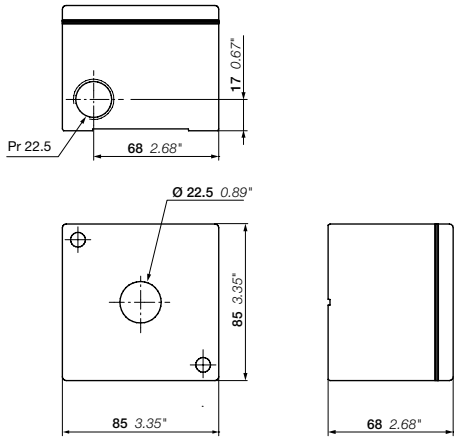
Note: Use when cable gland us not needed.

Enclosures

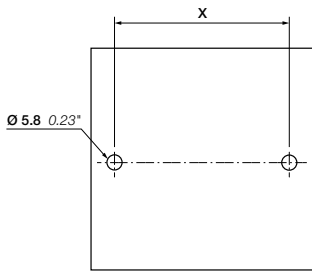
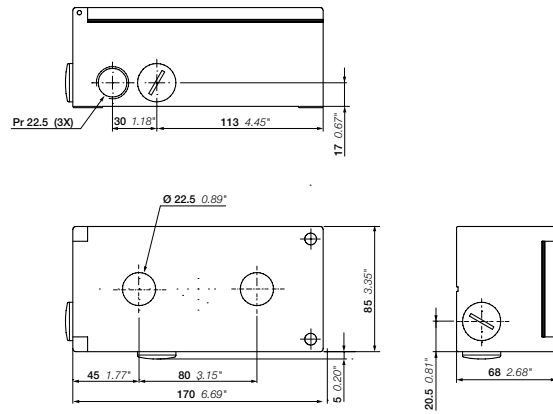
Dimensions

KEM metal enclosures

1-seat



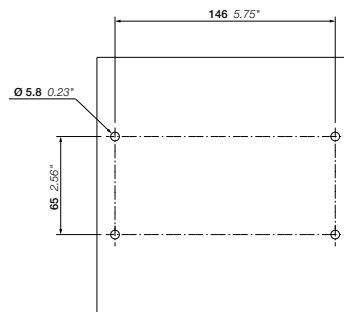
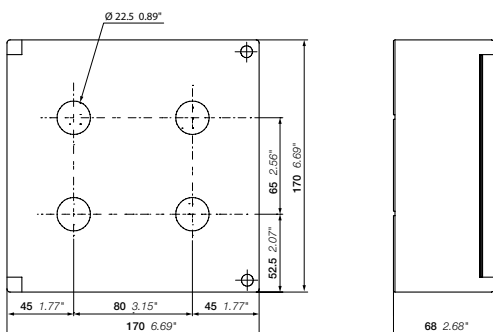
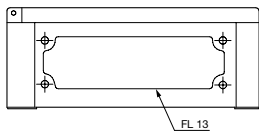
2 and 3-seats KEM2-0, KEM3-0



Type	X
1-seat	67 mm / 2.64"
2 and 3-seats	146 mm / 5.75"

1, 2 and 3-seats KEM drilling plan

4 or 6-seats KEM4-0, KEM6-0



4 or 6-seats KEM drilling plan



Legend plates and text caps

96	Legend plates
100	Text caps

Legend plates and text caps

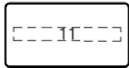


ABB offers a wide range of alternatives to label our products. Choose between marked aluminium legend plates, insert holders with a wide range of marked inserts or text caps to mount under the lens of the pilot device.

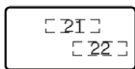


Legend plates and text caps

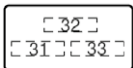
Legend plate holder with inserts



1-position insert



2-position insert



3-position insert

Description

For Ø 22 mm operators installed in panel or KEM metal enclosure, laser marked with text or symbols. Inserts made of plastic and aluminium laminate.

Description	Type	Order code	Pkg qty	Weight (1pce) kg
-------------	------	------------	---------	------------------

Legend plate holder

Black plastic	KA1-8120	1SFA616920R8120	100	0.002
---------------	----------	-----------------	-----	-------

Insert

Without text or symbol	KA1-8121	1SFA616920R8121	100	0.001
------------------------	----------	-----------------	-----	-------

1-position inserts

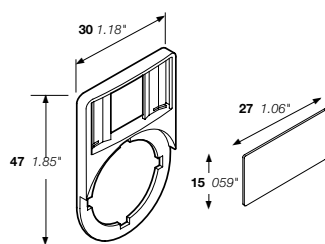
O	MA6-1032	1SFA611930R1032	10	0.001
I	MA6-1033	1SFA611930R1033	10	0.001
→	MA6-1034	1SFA611930R1034	10	0.001
→ →	MA6-1035	1SFA611930R1035	10	0.001
Close	MA6-1036	1SFA611930R1036	10	0.001
Open	MA6-1037	1SFA611930R1037	10	0.001
On	MA6-1038	1SFA611930R1038	10	0.001
Off	MA6-1039	1SFA611930R1039	10	0.001
Fast	MA6-1040	1SFA611930R1040	10	0.001
Slow	MA6-1041	1SFA611930R1041	10	0.001
Down	MA6-1042	1SFA611930R1042	10	0.001
Up	MA6-1043	1SFA611930R1043	10	0.001
Start	MA6-1044	1SFA611930R1044	10	0.001
Stop	MA6-1045	1SFA611930R1045	10	0.001
Reset	MA6-1047	1SFA611930R1047	10	0.001
Run	MA6-1054	1SFA611930R1054	10	0.001
Fault	MA6-1058	1SFA611930R1058	10	0.001
Trip	MA6-1118	1SFA611930R1118	10	0.001
	MA6-1210	1SFA611930R1210	10	0.001

2-position inserts for selector switches

Pos. 21	Pos. 22				
O	I	MA6-1070	1SFA611930R1070	10	0.001
I	II	MA6-1071	1SFA611930R1071	10	0.001
Off	On	MA6-1073	1SFA611930R1073	10	0.001
Stop	Start	MA6-1074	1SFA611930R1074	10	0.001
Low	High	MA6-1075	1SFA611930R1075	10	0.001
Slow	Fast	MA6-1076	1SFA611930R1076	10	0.001
Close	Open	MA6-1077	1SFA611930R1077	10	0.001
Jog	Run	MA6-1078	1SFA611930R1078	10	0.001
Hand	Auto	MA6-1079	1SFA611930R1079	10	0.001

3-position inserts for selector switches

Pos.31	Pos.32	Pos.33			
←	O	→	MA6-1080	1SFA611930R1080	10 0.001
I	O	II	MA6-1082	1SFA611930R1082	10 0.001
Hand	O	Auto	MA6-1083	1SFA611930R1083	10 0.001
Slow	Off	Fast	MA6-1084	1SFA611930R1084	10 0.001
Man		Auto	MA6-1085	1SFA611930R1085	10 0.001
Man	Off	Auto	MA6-1086	1SFA611930R1086	10 0.001
O		I	MA6-1087	1SFA611930R1087	10 0.001



Dimensions (mm, inches)

Legend plates and text caps

Legend plates for emergency stop



1SFA616915R1005

1SFC151388V0001



SK615546-2

1SFC151386V0001

Description

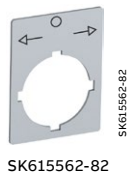
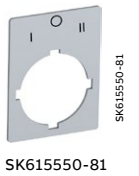
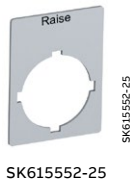
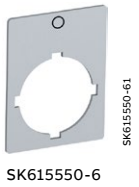
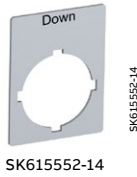
For Ø 22 mm operators installed in panel or KEM metal enclosure. Combine the emergency stops with the yellow legend plates and black text to conform with the Safety machinery standard EN/ISO 13850.

Legend plates made of laminate have adhesive back.

Description	Type	Order code	Pkg qty	Weight (1pce) kg
Plastic Ø 70mm				
Without text	–	1SFA616915R1038	10	0.003
Emergency stop	–	1SFA616915R1005	10	0.003
Not Aus	–	1SFA616915R6005	10	0.003
Aluminium Ø 70 mm				
Without text	–	SK615546-8	10	0.010
Nöd Stopp	–	SK615546-1	10	0.010
Emergency stop	–	SK615546-2	10	0.010
Not Aus	–	SK615546-3	10	0.010
ARRET D'URGENCE	–	SK615546-4	10	0.010
HÄTÄSEIS	–	SK615546-5	10	0.010
PARADA DE EMERGENCIA	–	SK615546-6	10	0.010
Nød Stop	–	SK615546-7	10	0.010
Emergency stop NOT AUS ARRET D'URGENCE	–	SK615546-13	10	0.010
Noodstop	–	SK615546-15	10	0.010
Aluminum laminate rectangular 59 x 39.5 mm				
Without text	MA6-1010	1SFA611930R1010	10	0.005
Nöd stopp	MA6-1017	1SFA611930R1017	10	0.005
Not haus	MA6-1018	1SFA611930R1018	10	0.005
Emergency stop	MA6-1019	1SFA611930R1019	10	0.005
ARRET D'URGENCE	MA6-1020	1SFA611930R1020	10	0.005
Hätäseis	MA6-1021	1SFA611930R1021	10	0.005
PARADA DE EMERGENCIA	MA6-1022	1SFA611930R1022	10	0.005
Plastic laminate rectangular 59 x 39.5 mm				
Without text	MA6-1011	1SFA611930R1011	10	0.002
Emergency stop	MA6-1023	1SFA611930R1023	10	0.002

Legend plates and text caps

Legend plates for panels and KEM metal enclosures



Description

For Ø 22 mm operators, made of silver-grey aluminium.

Type	Order code	Pkg qty	Weight (1pce) kg
------	------------	---------	------------------

Without text

Legend plate height 39 mm	MA16-1000	1SFA611940R1000	10	0.002
Legend plate height 44 mm	MA16-1001	1SFA611940R1001	10	0.002

1-position engraved for selector switches and pushbuttons

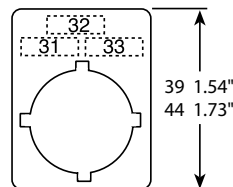
Legend plate height 39 mm

O	–	SK615550-61	10	0.002
I	–	SK615550-62	10	0.002
→	–	SK615562-12	10	0.002
→ →	–	SK615562-27	10	0.002
Close	–	SK615552-13	10	0.002
Down	–	SK615552-14	10	0.002
Emergency stop	–	SK615552-15	10	0.002
Fast	–	SK615552-16	10	0.002
Forward	–	SK615552-17	10	0.002
In	–	SK615550-29	10	0.002
Lower	–	SK615552-20	10	0.002
Off	–	SK615552-21	10	0.002
On	–	SK615552-22	10	0.002
Open	–	SK615552-23	10	0.002
Raise	–	SK615552-25	10	0.002
Reset	–	SK615552-27	10	0.002
Reverse	–	SK615552-28	10	0.002
Right	–	SK615552-40	10	0.002
Run	–	SK615552-29	10	0.002
Slow	–	SK615552-30	10	0.002
Start	–	SK615550-44	10	0.002
Stop	–	SK615552-31	10	0.002
Up	–	SK615552-32	10	0.002

3-position engraved for selector switches

Legend plate height 39 mm

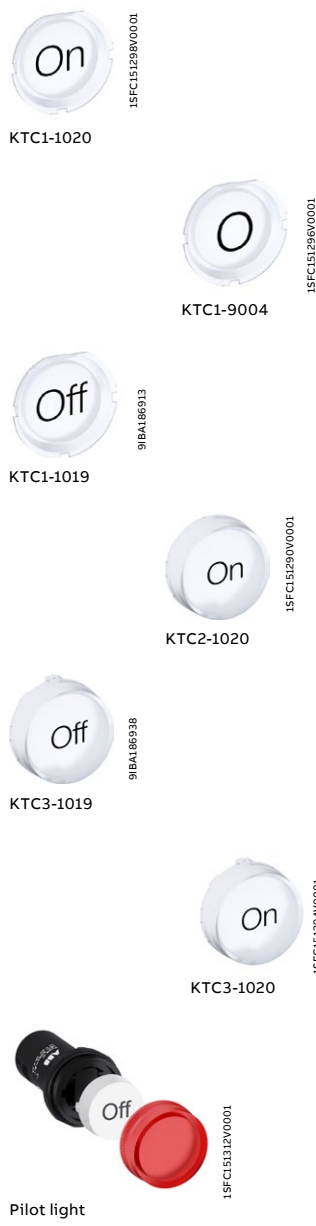
Pos.31	Pos.32	Pos.33			
I	O	II	–	SK615550-81	10 0.002
←	O	→	–	SK615562-82	10 0.002
→	O	→ →	–	SK615562-83	10 0.002
Hand	O	Auto	–	SK615550-80	10 0.002



3-position engraved
Dimensions (mm, inches)

Legend plates and text caps

Text caps for illuminated pushbuttons and pilot lights



Description

To be mounted under the lens of illuminated pushbutton or pilot light to add symbol or text. Choose only white text caps with illuminated products due to high opacity of the colored text caps. Choose colored text caps in combination with clear lens.

Text/symbol	Color	Type	Order code	Pkg qty	Weight (1pce) kg
For flush pushbuttons					
Without text	○ White	KTC1-9000	1SFA616901R9000	10	0.001
START	○ White	KTC6-1042	1SFA616906R1042	10	0.001
R	○ White	KTC1-9009	1SFA616901R9009	10	0.001
On	○ White	KTC1-1020	1SFA616901R1020	10	0.001
ON	○ White	KTC1-1039	1SFA616901R1039	10	0.001
	● Green	KTC6-1039	1SFA616906R1039	10	0.001
	● Black	KTC8-1039	1SFA616908R1039	10	0.001
Off	○ White	KTC1-1019	1SFA616901R1019	10	0.001
Stop	○ White	KTC1-1031	1SFA616901R1031	10	0.001
STOP	● Red	KTC4-1047	1SFA616904R1047	10	0.001
Reset	○ White	KTC1-1025	1SFA616901R1025	10	0.001
O	○ White	KTC1-9004	1SFA616901R9004	10	0.001
	● Red	KTC4-9004	1SFA616904R9004	10	0.001
	● Black	KTC8-9004	1SFA616908R9004	10	0.001
I	○ White	KTC1-9002	1SFA616901R9002	10	0.001
	● Green	KTC6-9002	1SFA616906R9002	10	0.001
	● Black	KTC8-9002	1SFA616908R9002	10	0.001
II	○ White	KTC1-9003	1SFA616901R9003	10	0.001
	● Black	KTC8-9003	1SFA616908R9003	10	0.001
III	○ White	KTC1-9028	1SFA616901R9028	10	0.001
+	● Black	KTC8-9011	1SFA616908R9011	10	0.001
-	● Black	KTC8-9012	1SFA616908R9012	10	0.001
↑	○ White	KTC1-9005	1SFA616901R9005	10	0.001
	● Black	KTC8-9005	1SFA616908R9005	10	0.001
↔	● Black	KTC8-9015	1SFA616908R9015	10	0.001
↔	○ White	KTC1-9016	1SFA616901R9016	10	0.001
	● Black	KTC8-9016	1SFA616908R9016	10	0.001
→	○ White	KTC1-9006	1SFA616901R9006	10	0.001
	● Black	KTC8-9018	1SFA616908R9018	10	0.001
⊕	○ White	KTC1-9020	1SFA616901R9020	10	0.001
⊖	○ White	KTC1-9026	1SFA616901R9026	10	0.001
	● Black	KTC8-9026	1SFA616908R9026	10	0.001
For extended pushbuttons					
Without text	○ White	KTC2-9000	1SFA616902R9000	10	0.001
On	○ White	KTC2-1020	1SFA616902R1020	10	0.001
Off	● Red	KTC5-1040	1SFA616905R1040	10	0.001
Stop	○ White	KTC2-1031	1SFA616902R1031	10	0.001
STOP	● Red	KTC5-1047	1SFA616905R1047	10	0.001
Reset	○ White	KTC2-1025	1SFA616902R1025	10	0.001
O	● Red	KTC5-9004	1SFA616905R9004	10	0.001
I	○ White	KTC2-9002	1SFA616902R9002	10	0.001
II	○ White	KTC2-9003	1SFA616902R9003	10	0.001
III	○ White	KTC2-9028	1SFA616902R9028	10	0.001
↑	○ White	KTC2-9005	1SFA616902R9005	10	0.001
↔	○ White	KTC2-9015	1SFA616902R9015	10	0.001
↔	○ White	KTC2-9016	1SFA616902R9016	10	0.001
→	○ White	KTC2-9006	1SFA616902R9006	10	0.001
For pilot lights					
Without text	○ White	KTC3-9000	1SFA616903R9000	10	0.001
On	○ White	KTC3-1020	1SFA616903R1020	10	0.001
ON	○ White	KTC3-1039	1SFA616903R1039	10	0.001
Off	○ White	KTC3-1019	1SFA616903R1019	10	0.001
I	○ White	KTC3-9002	1SFA616903R9002	10	0.001



Pilot devices

Signal towers and signal beacons

	Ordering details
103	Signal towers and signal beacons
107	Technical data
108	Dimensions and drilling plans

Signal towers and signal beacons



Signal towers

- Fast mounting of signal elements using bayonet fixing
- Easy changing of bulbs for each module without tools
- Flexibility of signal element combination
- Up to 5 elements possible/up to 10 elements with bracket for 2-sided mounting
- High protection rating optical and audible signal elements with IP54
- LED elements for long life

Signal beacons

- High protection rating IP65
- Cap consists of high impact polycarbonate (up to 20 J)
- Bulb change via inside of control box

Simple fitting with quick fix system

Each signal tower module is equipped with a bayonet fixing with integral contact system. The modules are fastened together by aligning the corresponding white marks then with a gentle twist they are locked into place (see the figures).

Signal towers and beacons

- Permanent light
- Blinking light
- Flashing light
- Audible
- LED permanent light
- LED blinking light
- LED rotating light

Signal towers and signal beacons

Signal towers - Light elements



KL70-401B

1SFC151507F0001



KL70-401Y

1SFC151508F0001



KA4-102...

1SFC151509F0001

Description

When ordering:

- Select up to 5 light elements
- Select up to 10 elements if bracket for 2-sided mounting is used
- Select up to 2 audible element (optional)
- Select bulb (optional)
- Select terminal element for preferred mounting type
- Select accessories for preferred mounting type.

Color	Rated voltage	Type	Order code	Pkg qty	Weight (1pce) kg
Light element with integrated LED					
● Red	24 V AC/DC	Permanent light	KL70-305R 1SFA616070R3051	1	0.100
● Green	24 V AC/DC	Permanent light	KL70-305G 1SFA616070R3052	1	0.100
● Yellow	24 V AC/DC	Permanent light	KL70-305Y 1SFA616070R3053	1	0.100
● Blue	24 V AC/DC	Permanent light	KL70-305L 1SFA616070R3054	1	0.100
○ Clear	24 V AC/DC	Permanent light	KL70-305C 1SFA616070R3058	1	0.100
● Red	24 V AC/DC	Blinking light	KL70-306R 1SFA616070R3061	1	0.100
● Green	24 V AC/DC	Blinking light	KL70-306G 1SFA616070R3062	1	0.100
● Yellow	24 V AC/DC	Blinking light	KL70-306Y 1SFA616070R3063	1	0.100
● Blue	24 V AC/DC	Blinking light	KL70-306L 1SFA616070R3064	1	0.100
○ Clear	24 V AC/DC	Blinking light	KL70-306C 1SFA616070R3068	1	0.100
● Red	24 V AC/DC	Rotating light	KL70-307R 1SFA616070R3071	1	0.100
● Green	24 V AC/DC	Rotating light	KL70-307G 1SFA616070R3072	1	0.100
● Yellow	24 V AC/DC	Rotating light	KL70-307Y 1SFA616070R3073	1	0.100
● Blue	24 V AC/DC	Rotating light	KL70-307L 1SFA616070R3074	1	0.100
○ Clear	24 V AC/DC	Rotating light	KL70-307C 1SFA616070R3078	1	0.100
● Red	115 V AC	Blinking light	KL70-342R 1SFA616070R3421	1	0.100
● Green	115 V AC	Blinking light	KL70-342G 1SFA616070R3422	1	0.100
● Yellow	115 V AC	Blinking light	KL70-342Y 1SFA616070R3423	1	0.100
● Blue	115 V AC	Blinking light	KL70-342L 1SFA616070R3424	1	0.100
○ Clear	115 V AC	Blinking light	KL70-342C 1SFA616070R3428	1	0.100
● Red	230 V AC	Blinking light	KL70-352R 1SFA616070R3521	1	0.100
● Green	230 V AC	Blinking light	KL70-352G 1SFA616070R3522	1	0.100
● Yellow	230 V AC	Blinking light	KL70-352Y 1SFA616070R3523	1	0.100
● Blue	230 V AC	Blinking light	KL70-352L 1SFA616070R3524	1	0.100
○ Clear	230 V AC	Blinking light	KL70-352C 1SFA616070R3528	1	0.100
Light element for bulb Ba 15d, bulb not included					
● Red	12 ... 230 V AC/DC	Permanent light	KL70-401R 1SFA616070R4011	1	0.090
● Green	12 ... 230 V AC/DC	Permanent light	KL70-401G 1SFA616070R4012	1	0.090
● Yellow	12 ... 230 V AC/DC	Permanent light	KL70-401Y 1SFA616070R4013	1	0.090
● Blue	12 ... 230 V AC/DC	Permanent light	KL70-401L 1SFA616070R4014	1	0.090
○ Clear	12 ... 230 V AC/DC	Permanent light	KL70-401C 1SFA616070R4018	1	0.090

Signal towers and signal beacons

Signal towers - Bulbs and audible modules



KL70-401B

1SFC151507P0001



KL70-401Y

1SFC151508F0001



KA4-102...

1SFC151509F0001

Description

When ordering:

- Select up to 5 light elements
- Select up to 10 elements if bracket for -sided mounting is used
- Select up to 2 audible element (optional)
- Select bulb (optional)
- Select terminal element for preferred mounting type
- Select accessories for preferred mounting type.

Description	Rated voltage	Type	Order code	Pkg qty	Weight (1pce) kg
Bulbs for light element					
Bulb Ba 15d, 42 mm max 7 W					
For permanent or blinking light element	24 V AC/DC, 5 W	KA4-1028	1SFA616923R1028	10	0.009
For permanent or blinking light element	115 V AC/DC, 5 W	KA4-1118	1SFA616923R1118	10	0.009
For permanent or blinking light element	230 V AC/DC, 5 W	KA4-1148	1SFA616923R1148	10	0.009
LED bulbs Ba 15d, 40mA					
● Red	24 V AC/DC	KA4-1021	1SFA616924R1021	1	0.009
● Green	24 V AC/DC	KA4-1022	1SFA616924R1022	1	0.009
● Yellow	24 V AC/DC	KA4-1023	1SFA616924R1023	1	0.009
● Blue	24 V AC/DC	KA4-1024	1SFA616924R1024	1	0.009
○ Clear	24 V AC/DC	KA4-1025	1SFA616924R1025	1	0.009

Audible modules

Buzzer element

Adjustable tone, 85 dB

Continuous or pulsating tone	230 V AC	KB70-1201	1SFA616071R1201	1	0.120
Continuous or pulsating tone	24 V AC/DC	KB70-3001	1SFA616071R3001	1	0.110
Continuous or pulsating tone	115 V AC	KB70-3101	1SFA616071R3101	1	0.110

Siren element

Multi function 8 diff. Tones adjustable volume adjustable 100 dB	115 V AC	KS70-1104	1SFA616073R1104	1	0.130
Multi function 8 diff. Tones adjustable volume adjustable 100 dB	230 V AC	KS70-1204	1SFA616073R1204	1	0.120
Multi function 7 diff. Tones adjustable volume adjustable 100 dB	24 V DC	KS70-2004	1SFA616073R2004	1	0.120
Multi function 8 diff. Tones adjustable volume adjustable 100 dB	24 V AC/DC	KS70-3004	1SFA616073R3004	1	0.120
Continuous tone alternating 108 dB	24 V DC	KS70-2002	1SFA616073R2002	1	0.150

Signal towers and signal beacons

Accessories



KT70-1001

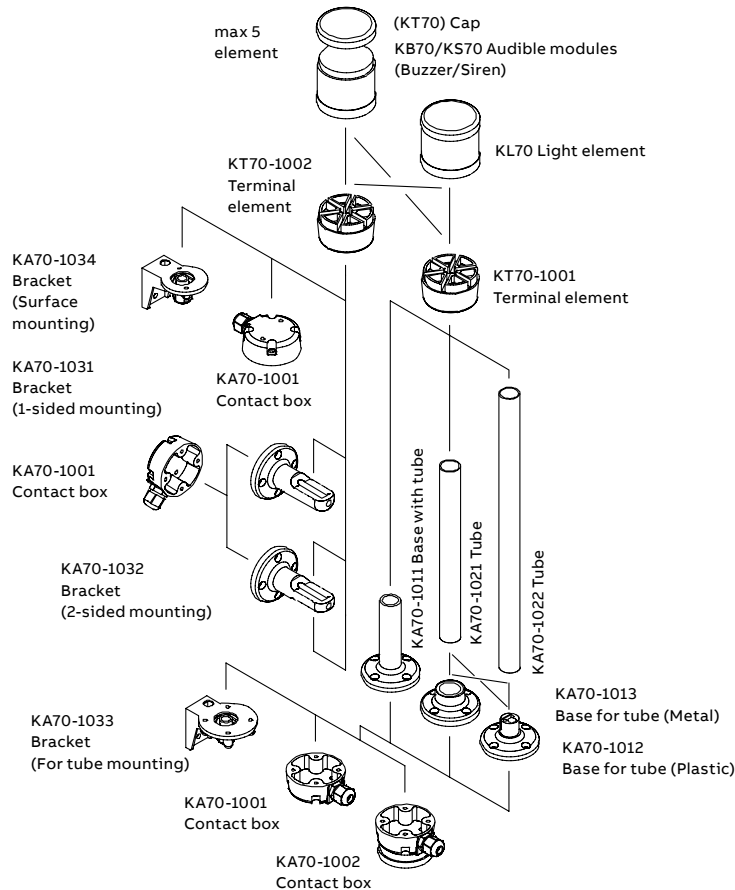


KA70-1001



KA70-1034

Description	Type	Order code	Pkg qty	Weight (1pce) kg
Terminal elements				
For tube mounting, including cap	KT70-1001	1SFA616075R1001	1	0.150
For bracket or base, including cap	KT70-1002	1SFA616075R1002	1	0.150
Special parts				
Contact box				
Cable exit at side	KA70-1001	1SFA616077R1001	1	0.070
Magnetic base	KA70-1002	1SFA616077R1002	1	0.070
Base with tube				
D=25 mm L=110 mm	KA70-1011	1SFA616077R1011	1	0.060
Base for tube				
D=25 mm, plastic	KA70-1012	1SFA616077R1012	1	0.030
D=25 mm, metal	KA70-1013	1SFA616077R1013	1	0.320
Tube, anodized aluminum				
D=25 mm L=250 mm	KA70-1021	1SFA616077R1021	1	0.080
D=25 mm L=400 mm	KA70-1022	1SFA616077R1022	1	0.120
D=25 mm L=800 mm	KA70-1023	1SFA616077R1023	1	0.240
Bracket				
1-sided mounting, max. 5 elements	KA70-1031	1SFA616077R1031	1	0.070
2-sided mounting, max. 10 elements	KA70-1032	1SFA616077R1032	1	0.070
For tube mounting	KA70-1033	1SFA616077R1033	1	0.070
For surface mounting	KA70-1034	1SFA616077R1034	1	0.070



Signal towers and signal beacons

Signal beacons



KSB-401G

1SFC1513F0001



KASB-100

1SFC1514F0001

Description

For panel mounting with hole diameter 37 mm, with optional anti-twist device.

Color	Rated voltage	Type	Order code	Pkg qty	Weight (1pce) kg
Integrated LED					
● Red	24 V AC/DC	Permanent light	KSB-305R 1SFA616080R3051	1	0.140
● Green	24 V AC/DC	Permanent light	KSB-305G 1SFA616080R3052	1	0.140
● Yellow	24 V AC/DC	Permanent light	KSB-305Y 1SFA616080R3053	1	0.140
● Red	24 V AC/DC	Blinking light	KSB-306R 1SFA616080R3061	1	0.140
● Green	24 V AC/DC	Blinking light	KSB-306G 1SFA616080R3062	1	0.140
● Yellow	24 V AC/DC	Blinking light	KSB-306Y 1SFA616080R3063	1	0.140
● Red	24 V AC/DC	Rotating light	KSB-307R 1SFA616080R3071	1	0.140
● Green	24 V AC/DC	Rotating light	KSB-307G 1SFA616080R3072	1	0.140
● Yellow	24 V AC/DC	Rotating light	KSB-307Y 1SFA616080R3073	1	0.140
● Red	115 V AC	Permanent light	KSB-115R 1SFA616080R1151	1	0.140
● Green	115 V AC	Permanent light	KSB-115G 1SFA616080R1152	1	0.140
● Yellow	115 V AC	Permanent light	KSB-115Y 1SFA616080R1153	1	0.140

Integrated xenon tube

● Red	24 V DC	Flashing light	KSB-203R 1SFA616080R2031	1	0.140
● Green	24 V DC	Flashing light	KSB-203G 1SFA616080R2032	1	0.140
● Yellow	24 V DC	Flashing light	KSB-203Y 1SFA616080R2033	1	0.140
● Blue	24 V DC	Flashing light	KSB-203L 1SFA616080R2034	1	0.140
○ Clear	24 V DC	Flashing light	KSB-203C 1SFA616080R2038	1	0.140
● Red	115 V AC	Flashing light	KSB-113R 1SFA616080R1131	1	0.140
● Green	115 V AC	Flashing light	KSB-113G 1SFA616080R1132	1	0.140
● Yellow	115 V AC	Flashing light	KSB-113Y 1SFA616080R1133	1	0.140
● Blue	115 V AC	Flashing light	KSB-113L 1SFA616080R1134	1	0.140
○ Clear	115 V AC	Flashing light	KSB-113C 1SFA616080R1138	1	0.140
● Red	230 V AC	Flashing light	KSB-123R 1SFA616080R1231	1	0.140
● Green	230 V AC	Flashing light	KSB-123G 1SFA616080R1232	1	0.140
● Yellow	230 V AC	Flashing light	KSB-123Y 1SFA616080R1233	1	0.140
● Blue	230 V AC	Flashing light	KSB-123L 1SFA616080R1234	1	0.140
○ Clear	230 V AC	Flashing light	KSB-123C 1SFA616080R1238	1	0.140

For bulb Ba 15d, bulb not included

● Red	12 ... 240 V AC/DC	Permanent light	KSB-401R 1SFA616080R4011	1	0.130
● Green	12 ... 240 V AC/DC	Permanent light	KSB-401G 1SFA616080R4012	1	0.130
● Yellow	12 ... 240 V AC/DC	Permanent light	KSB-401Y 1SFA616080R4013	1	0.130
● Blue	12 ... 240 V AC/DC	Permanent light	KSB-401L 1SFA616080R4014	1	0.130
○ Clear	12 ... 240 V AC/DC	Permanent light	KSB-401C 1SFA616080R4018	1	0.130

Bulbs for light element

Bulb Ba 15d, 42 mm

max 10 W for permanent light

	12 V AC/DC, 7 W	KA3-1018	1SFA616922R1018	10	0.011
	24 V AC/DC, 7 W	KA3-1028	1SFA616922R1028	10	0.011
	115 V AC/DC, 7 W	KA3-1118	1SFA616922R1118	10	0.011
	220 ... 260 V AC/DC, 7 ... 10 W	KA3-1148	1SFA616922R1148	10	0.011

Special parts

Anti-twist device	KASB-1000	1SFA616087R1000	1	0.005
-------------------	-----------	-----------------	---	-------

Signal towers and signal beacons

Technical data

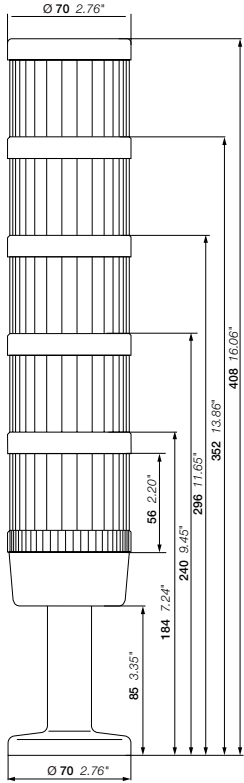
Signal towers K70			
Technical specifications			
Housing and accessories	Polyamide, high impact, black		
Dome	Polycarbonate, transparent		
Fixing	Base mounting, tube Ø 25mm, bracket mounting		
Socket	B 15 d, for bulb max. 7W		
Connection	Screw connection up to 2.5 mm ²		
Number of modules possible 1-sided bracket	max. 5		
Number of modules possible 2-sided bracket	max. 10		
Degrees of protection			
Light elements	IP 54	UL type 5	
Audible elements	IP 54	UL type 5	
Electrical data			
Permanent light element	12 ... 240 V		
Bulb socket B 15 d, max 7 W	Bulb not included		
Flashing light element	24 V DC	115 V AC	230 V AC
Flash frequency	1 Hz	1 Hz	1 Hz
Flash energy	2 Ws	2 Ws	2 Ws
Life duration	4 million flashes		
Current consumption	125 mA	22 mA	15 mA
Reduced for AS-Interface	80 mA	80 mA	80 mA
Starting current	< 0.5 A at 24 V		
LED permanent light element	24 V AC/DC	115 V AC	230 V AC
Life duration	100 000 hours		
Current consumption	45 mA	25mA	25mA
Starting current	< 0.5 A at 24 V		
LED blinking light element	24 V AC/DC	115 V AC	230 V AC
Life duration	100 000 hours		
Current consumption	25 mA	25mA	25mA
Starting current	< 0.5 A at 24 V		
Blink frequency	~ 1 Hz	~ 1 Hz	~ 1 Hz
LED rotation light element	24 V AC/DC		
Life duration	50 000 hours		
Current consumption	40 mA		
Starting current	< 0.5 A at 24 V		
Rotation frequency	~ 120 r.p.m.		
Temperature			
Ambient temperature during operations	-20 to +50 °C		

Signal beacons KSB			
Technical specifications			
Housing and accessories	PC/ABS-blend, high impact, black		
Dome	Polycarbonate, transparent		
Fixing	Installation mounting for Ø 37mm, (PG 29)		
Bulb socket	B 15 d, for bulb max. 10W		
Bulb change	Via rear access with bayonet mechanism (Bulb not included)		
Connection	Screw connection max 2.5 mm ²		
Degrees of protection	IP 65, UL type 5		
Electrical data			
Permanent light element			
Operating voltage	max. 250 V		
Life duration	100 000 hours		
Bulb socket B 15 d, max 10 W	Bulb not included		
LED version: Permanent light	24 V AC/DC		
Life duration	100 000 hours		
Current consumption	45 mA		
Blinking light element	24 V, AC/DC		
Life duration	100 000 hours		
Current consumption	25 mA		
Rotation light element	24 V AC/DC		
Life duration	100 000 hours		
Current consumption	70 mA		
Starting current	< 0.5 A		
Flashing light element	24 V AC/DC	115 V AC	230 V AC
Operating voltage	24 V AC/DC	115 V AC	230 V AC
Flash frequency	1 Hz	1 Hz	1 Hz
Flash energy	2 Ws	2 Ws	2 Ws
Life duration	4 million flashes		
Current consumption	125 mA	20mA	35 mA
Starting current	< 0.5 A	< 0.5 A	< 0.5 A
Temperature			
Ambient temperature during operations	-20 to +50 °C		

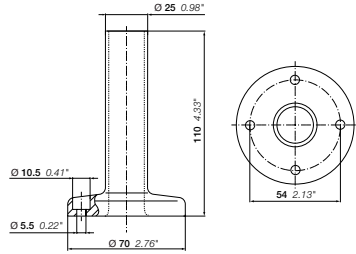
Signal towers and signal beacons

Dimensions and drilling plans

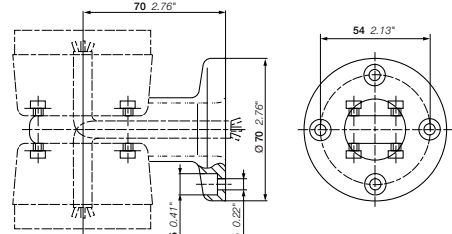
Signal towers K70



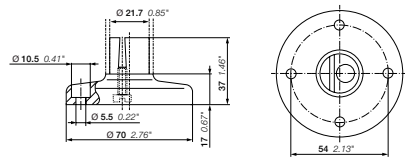
Base with integrated tube



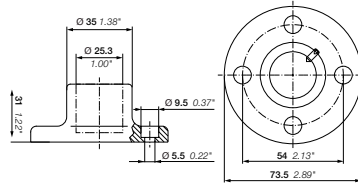
Bracket 2-sided mounting



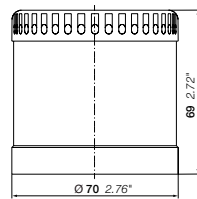
Base for tube, plastic



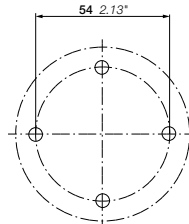
Base for tube, metal



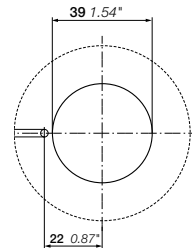
Audible module



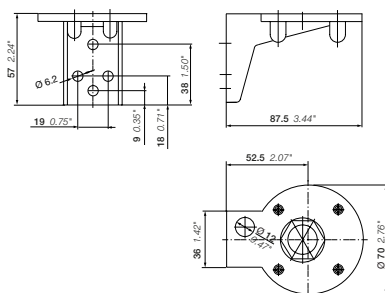
Drilling plan for signal towers K70



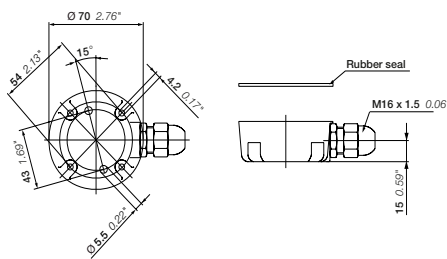
Drilling plan for signal beacons KSB



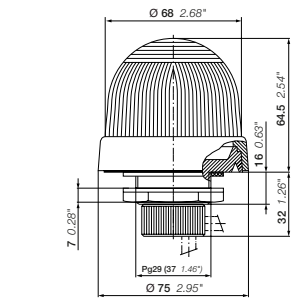
Bracket for tube mounting



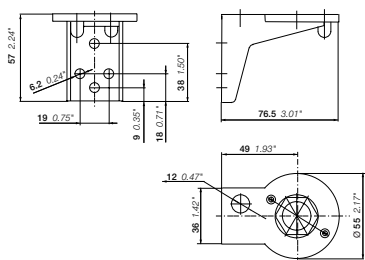
Contact box for cable exit at side



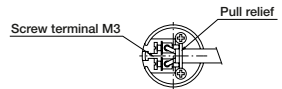
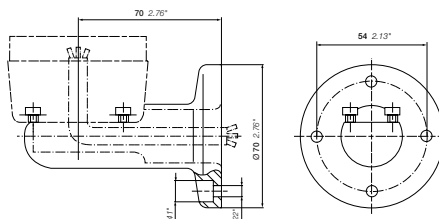
Signal beacons KSB



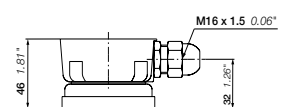
Bracket for surface mounting



Bracket 1-sided mounting



Contact box with magnetic base



Color selection

General technical data

Color selection according to IEC 60073

IEC 60073 specifies coding principles for indicators and actuators and gives recommendation regarding the use of colors. An excerpt from the standard is given below. For detailed information, see the standard.

Meaning of colors – General principles				
Color		Safety of persons or environment	Condition of process	State of equipment
●	Red	Danger	Emergency	Faulty
●	Yellow	Warning/caution	Abnormal	Abnormal
●	Green	Safe	Normal	Normal
●	Blue	Mandatory significance		
○ ● ●	White, grey, black	No specific meaning assigned		

Non-illuminated actuators

Emergency Actuators

EMERGENCY STOP / OFF actuators shall be identified by the color RED.

STOP / OFF actuators

WHITE, GREY and BLACK are the preferred colors for STOP / OFF actuators, with the main preference being for BLACK. RED is also permitted. GREEN shall not be used.

START / ON actuators

WHITE, GREY and BLACK are the preferred colors for START / ON actuators, which cause the closing of switching devices and the equipment to start, with the main preference being for WHITE. GREEN is also permitted. RED shall not be used.

Use of WHITE and BLACK for specific meanings

Where the colors WHITE and BLACK are used to distinguish between START / ON and STOP / OFF actuators, then the color WHITE shall be used for START / ON actuators and the color BLACK shall be used for STOP / OFF actuators.

The same actuators serving for START / STOP or ON / OFF

WHITE, GREY and BLACK are the preferred colors for actuators which, when actuated several times, act alternately as a START / ON and STOP / OFF actuator.

The colors YELLOW and GREEN shall not be used. The color RED shall be used only in cases where the same actuator, other than a pushbutton, is used for both EMERGENCY STOP / OFF and normal operation.

WHITE, GREY and BLACK are preferred colors for actuators which cause a movement while they are actuated and stop the movement when they are released (such as inching or jogging actuators). GREEN is also permitted. RED shall not be used.

RESET actuators

RESET Actuators (used, for example, with protective relays) shall be BLUE, WHITE, GREY or BLACK, except RESET actuators which also act as STOP / OFF actuators. The color of such STOP / OFF actuators shall be in accordance with STOP / OFF actuators above.


Degrees of protection

General technical data

In an installation, the degree of protection required for electrical equipment depends on the environmental characteristics.

The degree of protection, ensured by the enclosure of equipment or by the cubicle containing the equipment is expressed by the IP code which gives the level of protection against access to hazardous parts, the ingress of foreign bodies and/or the ingress of water, in compliance with IEC 60529, IEC 60947-1. Besides the IP symbol, the complete code has two figures followed (optionally) by two additional letters. A short description of the elements used in IP coding is given below.

First figure	Specifications for installation protection	
	Against ingress of foreign bodies	Protection of persons Against access to hazardous parts with:
IP 0	No protection	No protection
1	Diameter > 50 mm	Back of hand
2	Diameter > 12.5 mm	Finger
3	Diameter > 2.5 mm	Tool
4	Diameter > 1 mm	Wire
5	Limited protection against dust	Wire
6	Total protection against dust	Wire
Second figure	Against entrance of water having a harmful effect	
0	No protection	
1	Vertical dripping	
2	Dripping at a vertical angle of < 15°	
3	Rain at a vertical angle of < 60°	
4	Splashing	
5	Low pressure water jet	
6	Powerful water jets	
7	Temporary immersion	
8	Permanent immersion	
9K*	High pressure, high temperature washdown	



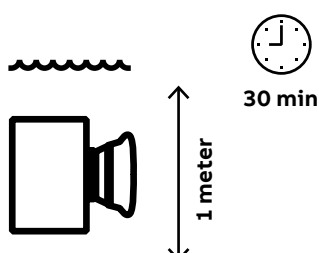
Note: the type of enclosure or cubicle in which the equipment must be installed prevails with respect to the degree of protection.

(*) According to DIN 400 50-9.

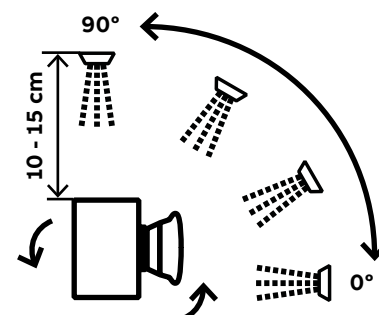
Water tests

IP67

The product is submerged



IP69K



Index

Order code classification

Order code	Type	Page	Order code	Type	Page	Order code	Type	Page
1SFA611100R1001	MP1-10R	13	1SFA611101R3102	MP2-31G	15	1SFA611103R3101	MP4-31R	16
1SFA611100R1002	MP1-10G	13	1SFA611101R3103	MP2-31Y	15	1SFA611103R3102	MP4-31G	16
1SFA611100R1003	MP1-10Y	13	1SFA611101R3104	MP2-31L	15	1SFA611103R3104	MP4-31L	16
1SFA611100R1004	MP1-10L	13	1SFA611101R3105	MP2-31W	15	1SFA611103R3108	MP4-31C	16
1SFA611100R1005	MP1-10W	13	1SFA611101R3108	MP2-31C	15	1SFA611124R1001	MPM1-10R	20
1SFA611100R1006	MP1-10B	13	1SFA611102R1001	MP3-10R	14	1SFA611124R1002	MPM1-10G	20
1SFA611100R1008	MP1-10C	13	1SFA611102R1002	MP3-10G	14	1SFA611124R1003	MPM1-10Y	20
1SFA611100R1101	MP1-11R	15	1SFA611102R1003	MP3-10Y	14	1SFA611124R1006	MPM1-10B	20
1SFA611100R1102	MP1-11G	15	1SFA611102R1004	MP3-10L	14	1SFA611124R1101	MPM1-11R	20
1SFA611100R1103	MP1-11Y	15	1SFA611102R1005	MP3-10W	14	1SFA611124R1102	MPM1-11G	20
1SFA611100R1104	MP1-11L	15	1SFA611102R1006	MP3-10B	14	1SFA611124R1103	MPM1-11Y	20
1SFA611100R1105	MP1-11W	15	1SFA611102R1008	MP3-10C	14	1SFA611125R1001	MPM2-10R	20
1SFA611100R1108	MP1-11C	15	1SFA611102R1101	MP3-11R	16	1SFA611125R1003	MPM2-10Y	20
1SFA611100R2001	MP1-20R	13	1SFA611102R1102	MP3-11G	16	1SFA611125R1006	MPM2-10B	20
1SFA611100R2002	MP1-20G	13	1SFA611102R1103	MP3-11Y	16	1SFA611125R1101	MPM2-11R	20
1SFA611100R2003	MP1-20Y	13	1SFA611102R1104	MP3-11L	16	1SFA611125R1103	MPM2-11Y	20
1SFA611100R2004	MP1-20L	13	1SFA611102R1105	MP3-11W	16	1SFA611130R1101	MPD1-11R	18
1SFA611100R2005	MP1-20W	13	1SFA611102R1108	MP3-11C	16	1SFA611130R1102	MPD1-11G	18
1SFA611100R2006	MP1-20B	13	1SFA611102R2001	MP3-20R	14	1SFA611130R1103	MPD1-11Y	18
1SFA611100R2008	MP1-20C	13	1SFA611102R2002	MP3-20G	14	1SFA611130R1106	MPD1-11B	17
1SFA611100R2101	MP1-21R	15	1SFA611102R2003	MP3-20Y	14	1SFA611130R1108	MPD1-11C	18
1SFA611100R2102	MP1-21G	15	1SFA611102R2004	MP3-20L	14	1SFA611131R1101	MPD2-11R	18
1SFA611100R2103	MP1-21Y	15	1SFA611102R2005	MP3-20W	14	1SFA611131R1102	MPD2-11G	18
1SFA611100R2104	MP1-21L	15	1SFA611102R2006	MP3-20B	14	1SFA611131R1103	MPD2-11Y	18
1SFA611100R2105	MP1-21W	15	1SFA611102R2101	MP3-21R	16	1SFA611131R1106	MPD2-11B	17
1SFA611100R2108	MP1-21C	15	1SFA611102R2102	MP3-21G	16	1SFA611131R1108	MPD2-11C	18
1SFA611100R3001	MP1-30R	13	1SFA611102R2103	MP3-21Y	16	1SFA611132R1101	MPD3-11R	18
1SFA611100R3002	MP1-30G	13	1SFA611102R2104	MP3-21L	16	1SFA611132R1102	MPD3-11G	18
1SFA611100R3003	MP1-30Y	13	1SFA611102R2105	MP3-21W	16	1SFA611132R1103	MPD3-11Y	18
1SFA611100R3004	MP1-30L	13	1SFA611102R2108	MP3-21C	16	1SFA611132R1106	MPD3-11B	17
1SFA611100R3005	MP1-30W	13	1SFA611102R3001	MP3-30R	14	1SFA611132R1108	MPD3-11C	18
1SFA611100R3006	MP1-30B	13	1SFA611102R3002	MP3-30G	14	1SFA611133R1101	MPD4-11R	18
1SFA611100R3008	MP1-30C	13	1SFA611102R3003	MP3-30Y	14	1SFA611133R1102	MPD4-11G	18
1SFA611100R3101	MP1-31R	15	1SFA611102R3004	MP3-30L	14	1SFA611133R1103	MPD4-11Y	18
1SFA611100R3102	MP1-31G	15	1SFA611102R3005	MP3-30W	14	1SFA611133R1106	MPD4-11B	17
1SFA611100R3103	MP1-31Y	15	1SFA611102R3006	MP3-30B	14	1SFA611133R1108	MPD4-11C	18
1SFA611100R3104	MP1-31L	15	1SFA611102R3008	MP3-30C	14	1SFA611134R1101	MPD5-11R	18
1SFA611100R3105	MP1-31W	15	1SFA611102R3101	MP3-31R	16	1SFA611134R1102	MPD5-11G	18
1SFA611100R3108	MP1-31C	15	1SFA611102R3102	MP3-31G	16	1SFA611134R1103	MPD5-11Y	18
1SFA611101R1001	MP2-10R	13	1SFA611102R3103	MP3-31Y	16	1SFA611134R1106	MPD5-11B	17
1SFA611101R1002	MP2-10G	13	1SFA611102R3104	MP3-31L	16	1SFA611134R1108	MPD5-11C	18
1SFA611101R1003	MP2-10Y	13	1SFA611102R3105	MP3-31W	16	1SFA611135R1102	MPD6-11G	18
1SFA611101R1004	MP2-10L	13	1SFA611102R3108	MP3-31C	16	1SFA611135R1106	MPD6-11B	17
1SFA611101R1005	MP2-10W	13	1SFA611103R1001	MP4-10R	14	1SFA611135R1108	MPD6-11C	18
1SFA611101R1006	MP2-10B	13	1SFA611103R1002	MP4-10G	14	1SFA611136R1102	MPD7-11G	18
1SFA611101R1008	MP2-10C	13	1SFA611103R1003	MP4-10Y	14	1SFA611136R1106	MPD7-11B	17
1SFA611101R1101	MP2-11R	15	1SFA611103R1004	MP4-10L	14	1SFA611137R1102	MPD8-11G	18
1SFA611101R1102	MP2-11G	15	1SFA611103R1005	MP4-10W	14	1SFA611137R1106	MPD8-11B	17
1SFA611101R1103	MP2-11Y	15	1SFA611103R1006	MP4-10B	14	1SFA611137R1108	MPD8-11C	18
1SFA611101R1104	MP2-11L	15	1SFA611103R1008	MP4-10C	14	1SFA611138R1106	MPD9-11B	17
1SFA611101R1105	MP2-11W	15	1SFA611103R1101	MP4-11R	16	1SFA611141R1101	MPD12-11R	19
1SFA611101R1108	MP2-11C	15	1SFA611103R1102	MP4-11G	16	1SFA611141R1102	MPD12-11G	19
1SFA611101R2001	MP2-20R	13	1SFA611103R1103	MP4-11Y	16	1SFA611141R1103	MPD12-11Y	19
1SFA611101R2002	MP2-20G	13	1SFA611103R1104	MP4-11L	16	1SFA611141R1106	MPD12-11B	17
1SFA611101R2004	MP2-20L	13	1SFA611103R1105	MP4-11W	16	1SFA611141R1108	MPD12-11C	19
1SFA611101R2005	MP2-20W	13	1SFA611103R1108	MP4-11C	16	1SFA611142R1101	MPD13-11R	19
1SFA611101R2006	MP2-20B	13	1SFA611103R2001	MP4-20R	14	1SFA611142R1102	MPD13-11G	19
1SFA611101R2101	MP2-21R	15	1SFA611103R2002	MP4-20G	14	1SFA611142R1103	MPD13-11Y	19
1SFA611101R2102	MP2-21G	15	1SFA611103R2003	MP4-20Y	14	1SFA611142R1106	MPD13-11B	17
1SFA611101R2103	MP2-21Y	15	1SFA611103R2004	MP4-20L	14	1SFA611142R1108	MPD13-11C	19
1SFA611101R2104	MP2-21L	15	1SFA611103R2101	MP4-21R	16	1SFA611143R1101	MPD14-11R	19
1SFA611101R2105	MP2-21W	15	1SFA611103R2102	MP4-21G	16	1SFA611143R1102	MPD14-11G	19
1SFA611101R3001	MP2-30R	13	1SFA611103R2103	MP4-21Y	16	1SFA611143R1103	MPD14-11Y	19
1SFA611101R3002	MP2-30G	13	1SFA611103R2104	MP4-21L	16	1SFA611143R1106	MPD14-11B	17
1SFA611101R3003	MP2-30Y	13	1SFA611103R2105	MP4-21W	16	1SFA611143R1108	MPD14-11C	19
1SFA611101R3004	MP2-30L	13	1SFA611103R2108	MP4-21C	16	1SFA611144R1101	MPD15-11R	19
1SFA611101R3006	MP2-30B	13	1SFA611103R3002	MP4-30G	14	1SFA611144R1102	MPD15-11G	19
1SFA611101R3101	MP2-31R	15	1SFA611103R3006	MP4-30B	14	1SFA611144R1103	MPD15-11Y	19

Index

Order code classification

Order code	Type	Page	Order code	Type	Page	Order code	Type	Page
1SFA611144R1106	MPD15-11B	17	1SFA611202R1108	M2SS3-11C	29	1SFA611210R1007	M3SS1-10U	26
1SFA611144R1108	MPD15-11C	19	1SFA611202R2001	M2SS3-20R	24	1SFA611210R1101	M3SS1-11R	31
1SFA611145R1101	MPD16-11R	19	1SFA611202R2006	M2SS3-20B	24	1SFA611210R1102	M3SS1-11G	31
1SFA611145R1102	MPD16-11G	19	1SFA611202R2007	M2SS3-20U	24	1SFA611210R1103	M3SS1-11Y	31
1SFA611145R1103	MPD16-11Y	19	1SFA611202R2101	M2SS3-21R	29	1SFA611210R1104	M3SS1-11L	31
1SFA611145R1106	MPD16-11B	17	1SFA611202R2102	M2SS3-21G	29	1SFA611210R1108	M3SS1-11C	31
1SFA611145R1108	MPD16-11C	19	1SFA611202R3001	M2SS3-30R	24	1SFA611210R2001	M3SS1-20R	26
1SFA611146R1102	MPD17-11G	19	1SFA611202R3006	M2SS3-30B	24	1SFA611210R2006	M3SS1-20B	26
1SFA611146R1103	MPD17-11Y	19	1SFA611202R3101	M2SS3-31R	29	1SFA611210R2007	M3SS1-20U	26
1SFA611146R1106	MPD17-11B	17	1SFA611202R3102	M2SS3-31G	29	1SFA611210R2101	M3SS1-21R	31
1SFA611146R1108	MPD17-11C	19	1SFA611202R3103	M2SS3-31Y	29	1SFA611210R2102	M3SS1-21G	31
1SFA611147R1106	MPD18-11B	17	1SFA611202R3108	M2SS3-31C	29	1SFA611210R2103	M3SS1-21Y	31
1SFA611148R1102	MPD19-11G	19	1SFA611203R1001	M2SS4-10R	25	1SFA611210R2104	M3SS1-21L	31
1SFA611148R1106	MPD19-11B	17	1SFA611203R1006	M2SS4-10B	25	1SFA611210R2108	M3SS1-21C	31
1SFA611148R1108	MPD19-11C	19	1SFA611203R1007	M2SS4-10U	25	1SFA611210R3001	M3SS1-30R	26
1SFA611200R1001	M2SS1-10R	24	1SFA611203R1101	M2SS4-11R	30	1SFA611210R3006	M3SS1-30B	26
1SFA611200R1006	M2SS1-10B	24	1SFA611203R1102	M2SS4-11G	30	1SFA611210R3007	M3SS1-30U	26
1SFA611200R1007	M2SS1-10U	24	1SFA611203R1103	M2SS4-11Y	30	1SFA611210R3101	M3SS1-31R	31
1SFA611200R1101	M2SS1-11R	29	1SFA611203R1104	M2SS4-11L	30	1SFA611210R3102	M3SS1-31G	31
1SFA611200R1102	M2SS1-11G	29	1SFA611203R1108	M2SS4-11C	30	1SFA611210R3103	M3SS1-31Y	31
1SFA611200R1103	M2SS1-11Y	29	1SFA611203R2001	M2SS4-20R	25	1SFA611210R3104	M3SS1-31L	31
1SFA611200R1104	M2SS1-11L	29	1SFA611203R2006	M2SS4-20B	25	1SFA611210R3108	M3SS1-31C	31
1SFA611200R1108	M2SS1-11C	29	1SFA611203R2007	M2SS4-20U	25	1SFA611211R1001	M3SS2-10R	26
1SFA611200R2001	M2SS1-20R	24	1SFA611203R2101	M2SS4-21R	30	1SFA611211R1006	M3SS2-10B	26
1SFA611200R2006	M2SS1-20B	24	1SFA611203R2102	M2SS4-21G	30	1SFA611211R1007	M3SS2-10U	26
1SFA611200R2007	M2SS1-20U	24	1SFA611203R2103	M2SS4-21Y	30	1SFA611211R1101	M3SS2-11R	31
1SFA611200R2101	M2SS1-21R	29	1SFA611203R2104	M2SS4-21L	30	1SFA611211R1102	M3SS2-11G	31
1SFA611200R2102	M2SS1-21G	29	1SFA611203R2108	M2SS4-21C	30	1SFA611211R1103	M3SS2-11Y	31
1SFA611200R2103	M2SS1-21Y	29	1SFA611203R3006	M2SS4-30B	25	1SFA611211R1104	M3SS2-11L	31
1SFA611200R2104	M2SS1-21L	29	1SFA611203R3102	M2SS4-31G	30	1SFA611211R1108	M3SS2-11C	31
1SFA611200R2108	M2SS1-21C	29	1SFA611203R3108	M2SS4-31C	30	1SFA611211R2001	M3SS2-20R	26
1SFA611200R3001	M2SS1-30R	24	1SFA611204R1001	M2SS5-10R	25	1SFA611211R2006	M3SS2-20B	26
1SFA611200R3006	M2SS1-30B	24	1SFA611204R1006	M2SS5-10B	25	1SFA611211R2007	M3SS2-20U	26
1SFA611200R3101	M2SS1-31R	29	1SFA611204R1007	M2SS5-10U	25	1SFA611211R2101	M3SS2-21R	31
1SFA611200R3102	M2SS1-31G	29	1SFA611204R1101	M2SS5-11R	30	1SFA611211R2102	M3SS2-21G	31
1SFA611200R3103	M2SS1-31Y	29	1SFA611204R1102	M2SS5-11G	30	1SFA611211R2103	M3SS2-21Y	31
1SFA611200R3108	M2SS1-31C	29	1SFA611204R1103	M2SS5-11Y	30	1SFA611211R2104	M3SS2-21L	31
1SFA611201R1001	M2SS2-10R	24	1SFA611204R1104	M2SS5-11L	30	1SFA611211R2108	M3SS2-21C	31
1SFA611201R1006	M2SS2-10B	24	1SFA611204R1108	M2SS5-11C	30	1SFA611211R3001	M3SS2-30R	26
1SFA611201R1007	M2SS2-10U	24	1SFA611204R2001	M2SS5-20R	25	1SFA611211R3006	M3SS2-30B	26
1SFA611201R1101	M2SS2-11R	29	1SFA611204R2006	M2SS5-20B	25	1SFA611211R3101	M3SS2-31R	31
1SFA611201R1102	M2SS2-11G	29	1SFA611204R2007	M2SS5-20U	25	1SFA611211R3102	M3SS2-31G	31
1SFA611201R1103	M2SS2-11Y	29	1SFA611204R2101	M2SS5-21R	30	1SFA611211R3104	M3SS2-31L	31
1SFA611201R1104	M2SS2-11L	29	1SFA611204R2102	M2SS5-21G	30	1SFA611211R3108	M3SS2-31C	31
1SFA611201R1108	M2SS2-11C	29	1SFA611204R2103	M2SS5-21Y	30	1SFA611212R1001	M3SS3-10R	26
1SFA611201R2001	M2SS2-20R	24	1SFA611204R2104	M2SS5-21L	30	1SFA611212R1006	M3SS3-10B	26
1SFA611201R2006	M2SS2-20B	24	1SFA611204R2108	M2SS5-21C	30	1SFA611212R1007	M3SS3-10U	26
1SFA611201R2007	M2SS2-20U	24	1SFA611204R3001	M2SS5-30R	25	1SFA611212R1101	M3SS3-11R	31
1SFA611201R2101	M2SS2-21R	29	1SFA611204R3006	M2SS5-30B	25	1SFA611212R1102	M3SS3-11G	31
1SFA611201R2102	M2SS2-21G	29	1SFA611204R3101	M2SS5-31R	30	1SFA611212R1103	M3SS3-11Y	31
1SFA611201R2103	M2SS2-21Y	29	1SFA611204R3102	M2SS5-31G	30	1SFA611212R1104	M3SS3-11L	31
1SFA611201R2104	M2SS2-21L	29	1SFA611204R3103	M2SS5-31Y	30	1SFA611212R1108	M3SS3-11C	31
1SFA611201R2108	M2SS2-21C	29	1SFA611204R3104	M2SS5-31L	30	1SFA611212R2006	M3SS3-20B	26
1SFA611201R3001	M2SS2-30R	24	1SFA611205R1103	M2SS6-11Y	30	1SFA611212R2007	M3SS3-20U	26
1SFA611201R3006	M2SS2-30B	24	1SFA611205R1001	M2SS6-10R	25	1SFA611212R2101	M3SS3-21R	31
1SFA611201R3007	M2SS2-30U	24	1SFA611205R1006	M2SS6-10B	25	1SFA611212R2102	M3SS3-21G	31
1SFA611201R3101	M2SS2-31R	29	1SFA611205R1007	M2SS6-10U	25	1SFA611212R2108	M3SS3-21C	31
1SFA611201R3102	M2SS2-31G	29	1SFA611205R1101	M2SS6-11R	30	1SFA611212R3006	M3SS3-30B	26
1SFA611201R3103	M2SS2-31Y	29	1SFA611205R1102	M2SS6-11G	30	1SFA611212R3108	M3SS3-31C	31
1SFA611201R3104	M2SS2-31L	29	1SFA611205R1103	M2SS6-11Y	30	1SFA611213R1001	M3SS4-10R	27
1SFA611201R3108	M2SS2-31C	29	1SFA611205R1104	M2SS6-11L	30	1SFA611213R1006	M3SS4-10B	27
1SFA611202R1001	M2SS3-10R	24	1SFA611205R1108	M2SS6-11C	30	1SFA611213R1007	M3SS4-10U	27
1SFA611202R1006	M2SS3-10B	24	1SFA611205R2006	M2SS6-20B	25	1SFA611213R1101	M3SS4-11R	32
1SFA611202R1007	M2SS3-10U	24	1SFA611205R2007	M2SS6-20U	25	1SFA611213R1102	M3SS4-11G	32
1SFA611202R1101	M2SS3-11R	29	1SFA611205R3006	M2SS6-30B	25	1SFA611213R1103	M3SS4-11Y	32
1SFA611202R1102	M2SS3-11G	29	1SFA611205R3108	M2SS6-31C	30	1SFA611213R1104	M3SS4-11L	32
1SFA611202R1103	M2SS3-11Y	29	1SFA611210R1001	M3SS1-10R	26	1SFA611213R1108	M3SS4-11C	32
1SFA611202R1104	M2SS3-11L	29	1SFA611210R1006	M3SS1-10B	26	1SFA611213R2001	M3SS4-20R	27

Index

Order code classification

Order code	Type	Page	Order code	Type	Page	Order code	Type	Page
1SFA611213R2006	M3SS4-20B	27	1SFA611217R2102	M3SS8-21G	32	1SFA611286R3001	M3SSK4-301	34
1SFA611213R2007	M3SS4-20U	27	1SFA611217R3006	M3SS8-30B	27	1SFA611286R3002	M3SSK4-302	34
1SFA611213R2101	M3SS4-21R	32	1SFA611217R3101	M3SS8-31R	32	1SFA611287R1001	M3SSK5-101	34
1SFA611213R2102	M3SS4-21G	32	1SFA611217R3102	M3SS8-31G	32	1SFA611287R1003	M3SSK5-103	34
1SFA611213R2103	M3SS4-21Y	32	1SFA611220R1006	M2SSV1-10B	89	1SFA611287R3001	M3SSK5-301	34
1SFA611213R2104	M3SS4-21L	32	1SFA611221R1006	M2SSV2-10B	89	1SFA611288R1001	M3SSK6-101	34
1SFA611213R2108	M3SS4-21C	32	1SFA611222R1006	M2SSV3-10B	89	1SFA611289R1001	M2SSK4-101	33
1SFA611213R3006	M3SS4-30B	27	1SFA611230R1006	M3SSV1-10B	89	1SFA611300R1006	MTS1-10B	39
1SFA611213R3101	M3SS4-31R	32	1SFA611231R1006	M3SSV2-10B	89	1SFA611300R2006	MTS1-20B	39
1SFA611213R3108	M3SS4-31C	32	1SFA611232R1006	M3SSV3-10B	89	1SFA611300R3006	MTS1-30B	39
1SFA611214R1001	M3SS5-10R	27	1SFA611250R1006	M3SSC1-10B	28	1SFA611301R1006	MTS2-10B	39
1SFA611214R1006	M3SS5-10B	27	1SFA611250R3006	M3SSC1-30B	28	1SFA611301R2006	MTS2-20B	39
1SFA611214R1007	M3SS5-10U	27	1SFA611251R1006	M3SSC2-10B	28	1SFA611301R3006	MTS2-30B	39
1SFA611214R1101	M3SS5-11R	32	1SFA611251R3006	M3SSC2-30B	28	1SFA611302R1006	MTS3-10B	39
1SFA611214R1102	M3SS5-11G	32	1SFA611252R1006	M3SSC3-10B	28	1SFA611302R2006	MTS3-20B	39
1SFA611214R1103	M3SS5-11Y	32	1SFA611252R3006	M3SSC3-30B	28	1SFA611302R3006	MTS3-30B	39
1SFA611214R1104	M3SS5-11L	32	1SFA611256R1006	M3SSC7-10B	28	1SFA611400R1001	ML1-100R	23
1SFA611214R1108	M3SS5-11C	32	1SFA611256R3006	M3SSC7-30B	28	1SFA611400R1002	ML1-100G	23
1SFA611214R2006	M3SS5-20B	27	1SFA611280R1001	M2SSK1-101	33	1SFA611400R1003	ML1-100Y	23
1SFA611214R2007	M3SS5-20U	27	1SFA611280R1002	M2SSK1-102	33	1SFA611400R1004	ML1-100L	23
1SFA611214R2101	M3SS5-21R	32	1SFA611280R1003	M2SSK1-103	33	1SFA611400R1005	ML1-100W	23
1SFA611214R2102	M3SS5-21G	32	1SFA611280R1004	M2SSK1-104	33	1SFA611400R1008	ML1-100C	23
1SFA611214R2103	M3SS5-21Y	32	1SFA611280R2001	M2SSK1-201	33	1SFA611410R1006	MT-1B	35
1SFA611214R2104	M3SS5-21L	32	1SFA611280R3001	M2SSK1-301	33	1SFA611410R1056	MT-105B	35
1SFA611214R2108	M3SS5-21C	32	1SFA611280R3002	M2SSK1-302	33	1SFA611410R1106	MT-110B	35
1SFA611214R3001	M3SS5-30R	27	1SFA611280R3003	M2SSK1-303	33	1SFA611410R1506	MT-150B	35
1SFA611214R3006	M3SS5-30B	27	1SFA611280R3004	M2SSK1-304	33	1SFA611410R2006	MT-2B	35
1SFA611214R3102	M3SS5-31G	32	1SFA611281R1001	M2SSK2-101	33	1SFA611410R2056	MT-205B	35
1SFA611214R3108	M3SS5-31C	32	1SFA611281R1002	M2SSK2-102	33	1SFA611410R2106	MT-210B	35
1SFA611215R1001	M3SS6-10R	27	1SFA611281R1003	M2SSK2-103	33	1SFA611410R2506	MT-250B	35
1SFA611215R1006	M3SS6-10B	27	1SFA611281R1004	M2SSK2-104	33	1SFA611410R3006	MT-3B	35
1SFA611215R1007	M3SS6-10U	27	1SFA611281R2001	M2SSK2-201	33	1SFA611410R3056	MT-305B	35
1SFA611215R1101	M3SS6-11R	32	1SFA611281R2003	M2SSK2-203	33	1SFA611410R3106	MT-310B	35
1SFA611215R1102	M3SS6-11G	32	1SFA611281R3001	M2SSK2-301	33	1SFA611410R3506	MT-350B	35
1SFA611215R1103	M3SS6-11Y	32	1SFA611281R3002	M2SSK2-302	33	1SFA611510R1101	MPMT3-11R	21
1SFA611215R1104	M3SS6-11L	32	1SFA611281R3003	M2SSK2-303	33	1SFA611511R1101	MPMP3-11R	21
1SFA611215R1108	M3SS6-11C	32	1SFA611281R3004	M2SSK2-304	33	1SFA611513R1001	MPMT4-10R	21
1SFA611215R2006	M3SS6-20B	27	1SFA611282R1001	M2SSK3-101	33	1SFA611513R1101	MPMT4-11R	21
1SFA611215R2102	M3SS6-21G	32	1SFA611282R1002	M2SSK3-102	33	1SFA611514R1001	MPMP4-10R	21
1SFA611215R2103	M3SS6-21Y	32	1SFA611282R1003	M2SSK3-103	33	1SFA611514R1101	MPMP4-11R	21
1SFA611215R3006	M3SS6-30B	27	1SFA611282R1004	M2SSK3-104	33	1SFA611520R1001	MPET3-10R	21
1SFA611215R3104	M3SS6-31L	32	1SFA611282R3001	M2SSK3-301	33	1SFA611520R1006	MPET3-10B	22
1SFA611216R1001	M3SS7-10R	26	1SFA611282R3002	M2SSK3-302	33	1SFA611521R1001	MPEP3-10R	21
1SFA611216R1006	M3SS7-10B	26	1SFA611282R3003	M2SSK3-303	33	1SFA611521R1006	MPEP3-10B	22
1SFA611216R1007	M3SS7-10U	26	1SFA611282R3004	M2SSK3-304	33	1SFA611522R1101	MPEK3-11R	21
1SFA611216R1101	M3SS7-11R	31	1SFA611283R1001	M3SSK1-101	34	1SFA611522R1106	MPEK3-11B	22
1SFA611216R1102	M3SS7-11G	31	1SFA611283R1002	M3SSK1-102	34	1SFA611522R1201	MPEK3-12R	21
1SFA611216R1103	M3SS7-11Y	31	1SFA611283R1003	M3SSK1-103	34	1SFA611522R1301	MPEK3-13R	21
1SFA611216R1104	M3SS7-11L	31	1SFA611283R1004	M3SSK1-104	34	1SFA611523R1001	MPET4-10R	21
1SFA611216R1108	M3SS7-11C	31	1SFA611283R2001	M3SSK1-201	34	1SFA611523R1006	MPET4-10B	22
1SFA611216R2001	M3SS7-20R	26	1SFA611283R3001	M3SSK1-301	34	1SFA611524R1001	MPEP4-10R	21
1SFA611216R2006	M3SS7-20B	26	1SFA611283R3002	M3SSK1-302	34	1SFA611524R1006	MPEP4-10B	22
1SFA611216R2102	M3SS7-21G	31	1SFA611283R3003	M3SSK1-303	34	1SFA611525R1101	MPEK4-11R	21
1SFA611216R2104	M3SS7-21L	31	1SFA611283R3004	M3SSK1-304	34	1SFA611525R1106	MPEK4-11B	22
1SFA611216R2108	M3SS7-21C	31	1SFA611284R1001	M3SSK2-101	34	1SFA611525R1201	MPEK4-12R	21
1SFA611216R3006	M3SS7-30B	26	1SFA611284R1002	M3SSK2-102	34	1SFA611525R1301	MPEK4-13R	21
1SFA611216R3102	M3SS7-31G	31	1SFA611284R1003	M3SSK2-103	34	1SFA611601R1100	MCBH5-00	41
1SFA611216R3108	M3SS7-31C	31	1SFA611284R1004	M3SSK2-104	34	1SFA611605R1100	MCBH-00	41
1SFA611217R1001	M3SS8-10R	27	1SFA611284R3001	M3SSK2-301	34	1SFA611610R1001	MCB-10	41
1SFA611217R1006	M3SS8-10B	27	1SFA611285R1001	M3SSK3-101	34	1SFA611610R1002	MCB-20	41
1SFA611217R1007	M3SS8-10U	27	1SFA611285R1002	M3SSK3-102	34	1SFA611610R1010	MCB-01	41
1SFA611217R1101	M3SS8-11R	32	1SFA611285R1003	M3SSK3-103	34	1SFA611610R1011	MCB-11	41
1SFA611217R1102	M3SS8-11G	32	1SFA611285R1004	M3SSK3-104	34	1SFA611610R1020	MCB-02	41
1SFA611217R1103	M3SS8-11Y	32	1SFA611285R3001	M3SSK3-301	34	1SFA611610R1101	MCB-10G	41
1SFA611217R1104	M3SS8-11L	32	1SFA611285R3002	M3SSK3-302	34	1SFA611610R1110	MCB-01G	41
1SFA611217R1108	M3SS8-11C	32	1SFA611285R3003	M3SSK3-303	34	1SFA611610R2001	MCB-10B	84
1SFA611217R2006	M3SS8-20B	27	1SFA611286R1001	M3SSK4-101	34	1SFA611610R2002	MCB-20B	84
1SFA611217R2101	M3SS8-21R	32	1SFA611286R1002	M3SSK4-102	34	1SFA611610R2010	MCB-01B	84
						1SFA611610R2011	MCB-11B	84

Index

Order code classification

Order code	Type	Page	Order code	Type	Page	Order code	Type	Page
1SFA611610R2020	MCB-02B	84	1SFA611621R2014	MLBL-01BL	85	1SFA611711R6006	MJS11-60B	38
1SFA611610R2101	MCB-10BG	84	1SFA611621R2015	MLBL-01BW	85	1SFA611712R4006	MJS12-40B	38
1SFA611610R2110	MCB-01BG	84	1SFA611621R2021	MLBL-02BR	85	1SFA611712R6006	MJS12-60B	38
1SFA611612R1001	MCBL-01	41	1SFA611621R2022	MLBL-02BG	85	1SFA611811R1000	MEP1-0	83
1SFA611612R1010	MCBL-10	41	1SFA611621R2023	MLBL-02BY	85	1SFA611812R1000	MEP2-0	83
1SFA611621R1001	MLBL-00R	42	1SFA611621R2024	MLBL-02BL	85	1SFA611812R1001	MEP2-1001	90
1SFA611621R1002	MLBL-00G	42	1SFA611621R2025	MLBL-02BW	85	1SFA611813R1000	MEP3-0	83
1SFA611621R1003	MLBL-00Y	42	1SFA611621R2031	MLBL-03BR	85	1SFA611814R1000	MEP4-0	83
1SFA611621R1004	MLBL-00L	42	1SFA611621R2032	MLBL-03BG	85	1SFA611816R1000	MEP6-0	83
1SFA611621R1005	MLBL-00W	42	1SFA611621R2033	MLBL-03BY	85	1SFA611821R1000	MEPY1-0	83
1SFA611621R1011	MLBL-01R	42	1SFA611621R2034	MLBL-03BL	85	1SFA611821R1035	MEPY1-1035	90
1SFA611621R1012	MLBL-01G	42	1SFA611621R2035	MLBL-03BW	85	1SFA611821R1040	MEPY1-1040	90
1SFA611621R1013	MLBL-01Y	42	1SFA611621R2041	MLBL-04BR	85	1SFA611821R1041	MEPY1-1041	90
1SFA611621R1014	MLBL-01L	42	1SFA611621R2042	MLBL-04BG	85	1SFA611821R1042	MEPY1-1042	90
1SFA611621R1015	MLBL-01W	42	1SFA611621R2043	MLBL-04BY	85	1SFA611920H8150	MA1-8150	84
1SFA611621R1021	MLBL-02R	42	1SFA611621R2044	MLBL-04BL	85	1SFA611920R8001	MA1-8001	45
1SFA611621R1022	MLBL-02G	42	1SFA611621R2045	MLBL-04BW	85	1SFA611920R8002	MA1-8002	44
1SFA611621R1023	MLBL-02Y	42	1SFA611621R2051	MLBL-05BR	85	1SFA611920R8015	MA1-8015	45
1SFA611621R1024	MLBL-02L	42	1SFA611621R2052	MLBL-05BG	85	1SFA611920R8019	MA1-8019	45
1SFA611621R1025	MLBL-02W	42	1SFA611621R2053	MLBL-05BY	85	1SFA611920R8052	MA1-8052	44
1SFA611621R1031	MLBL-03R	42	1SFA611621R2054	MLBL-05BL	85	1SFA611920R8053	MA1-8053	44
1SFA611621R1032	MLBL-03G	42	1SFA611621R2055	MLBL-05BW	85	1SFA611920R8074	MA1-8074	44
1SFA611621R1033	MLBL-03Y	42	1SFA611621R2061	MLBL-06BR	85	1SFA611920R8126	MA1-8126	44
1SFA611621R1034	MLBL-03L	42	1SFA611621R2062	MLBL-06BG	85	1SFA611920R8128	MA1-8128	44
1SFA611621R1035	MLBL-03W	42	1SFA611621R2063	MLBL-06BY	85	1SFA611920R8129	MA1-8129	84
1SFA611621R1041	MLBL-04R	42	1SFA611621R2064	MLBL-06BL	85	1SFA611920R8130	MA1-8130	84
1SFA611621R1042	MLBL-04G	42	1SFA611621R2065	MLBL-06BW	85	1SFA611920R8131	MA1-8131	45
1SFA611621R1043	MLBL-04Y	42	1SFA611621R2071	MLBL-07BR	86	1SFA611920R8136	MA1-8136	84
1SFA611621R1044	MLBL-04L	42	1SFA611621R2072	MLBL-07BG	86	1SFA611920R8137	MA1-8137	38
1SFA611621R1045	MLBL-04W	42	1SFA611621R2073	MLBL-07BY	86	1SFA611920R8138	MA1-8138	38
1SFA611621R1051	MLBL-05R	42	1SFA611621R2074	MLBL-07BL	86	1SFA611920R8139	MA1-8139	17
1SFA611621R1052	MLBL-05G	42	1SFA611621R2075	MLBL-07BW	86	1SFA611920R8149	MA1-8149	45
1SFA611621R1053	MLBL-05Y	42	1SFA611621R2081	MLBL-08BR	86	1SFA611920R8152	MA1-8152	44
1SFA611621R1054	MLBL-05L	42	1SFA611621R2082	MLBL-08BG	86	1SFA611920R8153	MA1-8153	44
1SFA611621R1055	MLBL-05W	42	1SFA611621R2083	MLBL-08BY	86	1SFA611925R3001	MA5-3001	84
1SFA611621R1061	MLBL-06R	42	1SFA611621R2084	MLBL-08BL	86	1SFA611925R3002	MA5-3002	84
1SFA611621R1062	MLBL-06G	42	1SFA611621R2085	MLBL-08BW	86	1SFA611925R3003	MA5-3003	84
1SFA611621R1063	MLBL-06Y	42	1SFA611621R2091	MLBL-09BR	86	1SFA611925R3004	MA5-3004	84
1SFA611621R1064	MLBL-06L	42	1SFA611621R2092	MLBL-09BG	86	1SFA611925R3005	MA5-3005	84
1SFA611621R1065	MLBL-06W	42	1SFA611621R2093	MLBL-09BY	86	1SFA611925R3006	MA5-3006	84
1SFA611621R1071	MLBL-07R	43	1SFA611621R2094	MLBL-09BL	86	1SFA611925R3007	MA5-3007	84
1SFA611621R1072	MLBL-07G	43	1SFA611621R2095	MLBL-09BW	86	1SFA611925R3008	MA5-3008	84
1SFA611621R1073	MLBL-07Y	43	1SFA611621R3041	MLBL-04AR	42	1SFA611925R3009	MA5-3009	84
1SFA611621R1074	MLBL-07L	43	1SFA611621R3042	MLBL-04AG	42	1SFA611925R3010	MA5-3010	84
1SFA611621R1075	MLBL-07W	43	1SFA611621R3043	MLBL-04AY	42	1SFA611930R1000	MA6-1000	88
1SFA611621R1081	MLBL-08R	43	1SFA611621R3044	MLBL-04AL	42	1SFA611930R1002	MA6-1002	88
1SFA611621R1082	MLBL-08G	43	1SFA611621R3045	MLBL-04AW	42	1SFA611930R1003	MA6-1003	88
1SFA611621R1083	MLBL-08Y	43	1SFA611630R1002	MDB-2	45	1SFA611930R1004	MA6-1004	88
1SFA611621R1084	MLBL-08L	43	1SFA611701R4006	MJS1-40B	38	1SFA611930R1005	MA6-1005	88
1SFA611621R1085	MLBL-08W	43	1SFA611701R6006	MJS1-60B	38	1SFA611930R1006	MA6-1006	88
1SFA611621R1091	MLBL-09R	43	1SFA611702R4006	MJS2-40B	38	1SFA611930R1007	MA6-1007	88
1SFA611621R1092	MLBL-09G	43	1SFA611702R6006	MJS2-60B	38	1SFA611930R1008	MA6-1008	88
1SFA611621R1093	MLBL-09Y	43	1SFA611703R4006	MJS3-40B	38	1SFA611930R1009	MA6-1009	88
1SFA611621R1094	MLBL-09L	43	1SFA611703R6006	MJS3-60B	38	1SFA611930R1010	MA6-1010	98
1SFA611621R1095	MLBL-09W	43	1SFA611704R4006	MJS4-40B	38	1SFA611930R1011	MA6-1011	98
1SFA611621R1991	MLBL-99R	43	1SFA611704R6006	MJS4-60B	38	1SFA611930R1012	MA6-1012	88
1SFA611621R1992	MLBL-99G	43	1SFA611705R4006	MJS5-40B	38	1SFA611930R1013	MA6-1013	88
1SFA611621R1993	MLBL-99Y	43	1SFA611705R6006	MJS5-60B	38	1SFA611930R1014	MA6-1014	88
1SFA611621R1994	MLBL-99L	43	1SFA611706R4006	MJS6-40B	38	1SFA611930R1015	MA6-1015	88
1SFA611621R1995	MLBL-99W	43	1SFA611706R6006	MJS6-60B	38	1SFA611930R1016	MA6-1016	88
1SFA611621R2001	MLBL-00BR	85	1SFA611707R4006	MJS7-40B	38	1SFA611930R1017	MA6-1017	98
1SFA611621R2002	MLBL-00BG	85	1SFA611707R6006	MJS7-60B	38	1SFA611930R1018	MA6-1018	98
1SFA611621R2003	MLBL-00BY	85	1SFA611708R4006	MJS8-40B	38	1SFA611930R1019	MA6-1019	98
1SFA611621R2004	MLBL-00BL	85	1SFA611708R6006	MJS8-60B	38	1SFA611930R1020	MA6-1020	98
1SFA611621R2005	MLBL-00BW	85	1SFA611709R4006	MJS9-40B	38	1SFA611930R1021	MA6-1021	98
1SFA611621R2011	MLBL-01BR	85	1SFA611709R6006	MJS9-60B	38	1SFA611930R1022	MA6-1022	98
1SFA611621R2012	MLBL-01BG	85	1SFA611710R6006	MJS10-60B	38	1SFA611930R1023	MA6-1023	98
1SFA611621R2013	MLBL-01BY	85	1SFA611711R4006	MJS11-40B	38	1SFA611930R1024	MA6-1024	88

Index

Order code classification

Order code	Type	Page	Order code	Type	Page	Order code	Type	Page
1SFA611930R1025	MA6-1025	88	1SFA611930R1174	MA6-1174	87	1SFA616077R1033	KA70-1033	105
1SFA611930R1026	MA6-1026	88	1SFA611930R1175	MA6-1175	87	1SFA616077R1034	KA70-1034	105
1SFA611930R1027	MA6-1027	88	1SFA611930R1176	MA6-1176	87	1SFA616080R1131	KSB-113R	106
1SFA611930R1028	MA6-1028	88	1SFA611930R1177	MA6-1177	87	1SFA616080R1132	KSB-113G	106
1SFA611930R1029	MA6-1029	88	1SFA611930R1178	MA6-1178	87	1SFA616080R1133	KSB-113Y	106
1SFA611930R1032	MA6-1032	97	1SFA611930R1179	MA6-1179	87	1SFA616080R1134	KSB-113L	106
1SFA611930R1033	MA6-1033	97	1SFA611930R1190	MA6-1190	87	1SFA616080R1138	KSB-113C	106
1SFA611930R1034	MA6-1034	97	1SFA611930R1191	MA6-1191	87	1SFA616080R1151	KSB-115R	106
1SFA611930R1035	MA6-1035	97	1SFA611930R1192	MA6-1192	87	1SFA616080R1152	KSB-115G	106
1SFA611930R1036	MA6-1036	97	1SFA611930R1193	MA6-1193	87	1SFA616080R1153	KSB-115Y	106
1SFA611930R1037	MA6-1037	97	1SFA611930R1194	MA6-1194	87	1SFA616080R1231	KSB-123R	106
1SFA611930R1038	MA6-1038	97	1SFA611930R1210	MA6-1210	97	1SFA616080R1232	KSB-123G	106
1SFA611930R1039	MA6-1039	97	1SFA611930R1240	MA6-1240	38	1SFA616080R1233	KSB-123Y	106
1SFA611930R1040	MA6-1040	97	1SFA611930R1241	MA6-1241	38	1SFA616080R1234	KSB-123L	106
1SFA611930R1041	MA6-1041	97	1SFA611930R1242	MA6-1242	38	1SFA616080R1238	KSB-123C	106
1SFA611930R1042	MA6-1042	97	1SFA611930R1252	MA6-1252	35	1SFA616080R2031	KSB-203R	106
1SFA611930R1043	MA6-1043	97	1SFA611940R1000	MA16-1000	99	1SFA616080R2032	KSB-203G	106
1SFA611930R1044	MA6-1044	97	1SFA611940R1001	MA16-1001	99	1SFA616080R2033	KSB-203Y	106
1SFA611930R1045	MA6-1045	97	1SFA616070R3051	KL70-305R	103	1SFA616080R2034	KSB-203L	106
1SFA611930R1047	MA6-1047	97	1SFA616070R3052	KL70-305G	103	1SFA616080R2038	KSB-203C	106
1SFA611930R1054	MA6-1054	97	1SFA616070R3053	KL70-305Y	103	1SFA616080R3051	KSB-305R	106
1SFA611930R1058	MA6-1058	97	1SFA616070R3054	KL70-305L	103	1SFA616080R3052	KSB-305G	106
1SFA611930R1060	MA6-1060	87	1SFA616070R3058	KL70-305C	103	1SFA616080R3053	KSB-305Y	106
1SFA611930R1061	MA6-1061	87	1SFA616070R3061	KL70-306R	103	1SFA616080R3061	KSB-306R	106
1SFA611930R1062	MA6-1062	87	1SFA616070R3062	KL70-306G	103	1SFA616080R3062	KSB-306G	106
1SFA611930R1063	MA6-1063	87	1SFA616070R3063	KL70-306Y	103	1SFA616080R3063	KSB-306Y	106
1SFA611930R1064	MA6-1064	87	1SFA616070R3064	KL70-306L	103	1SFA616080R3071	KSB-307R	106
1SFA611930R1065	MA6-1065	87	1SFA616070R3068	KL70-306C	103	1SFA616080R3072	KSB-307G	106
1SFA611930R1070	MA6-1070	97	1SFA616070R3071	KL70-307R	103	1SFA616080R3073	KSB-307Y	106
1SFA611930R1071	MA6-1071	97	1SFA616070R3072	KL70-307G	103	1SFA616080R4011	KSB-401R	106
1SFA611930R1073	MA6-1073	97	1SFA616070R3073	KL70-307Y	103	1SFA616080R4012	KSB-401G	106
1SFA611930R1074	MA6-1074	97	1SFA616070R3074	KL70-307L	103	1SFA616080R4013	KSB-401Y	106
1SFA611930R1075	MA6-1075	97	1SFA616070R3078	KL70-307C	103	1SFA616080R4014	KSB-401L	106
1SFA611930R1076	MA6-1076	97	1SFA616070R3421	KL70-342R	103	1SFA616080R4018	KSB-401C	106
1SFA611930R1077	MA6-1077	97	1SFA616070R3422	KL70-342G	103	1SFA616087R1000	KASB-1000	106
1SFA611930R1078	MA6-1078	97	1SFA616070R3423	KL70-342Y	103	1SFA616105R4001	KP6-40R	23
1SFA611930R1079	MA6-1079	97	1SFA616070R3424	KL70-342L	103	1SFA616105R4002	KP6-40G	23
1SFA611930R1080	MA6-1080	97	1SFA616070R3428	KL70-342C	103	1SFA616105R4006	KP6-40B	23
1SFA611930R1082	MA6-1082	97	1SFA616070R3521	KL70-352R	103	1SFA616160R1001	KPR1-100R	36
1SFA611930R1083	MA6-1083	97	1SFA616070R3522	KL70-352G	103	1SFA616160R1002	KPR1-100G	36
1SFA611930R1084	MA6-1084	97	1SFA616070R3523	KL70-352Y	103	1SFA616160R1003	KPR1-100Y	36
1SFA611930R1085	MA6-1085	97	1SFA616070R3524	KL70-352L	103	1SFA616160R1004	KPR1-100L	36
1SFA611930R1086	MA6-1086	97	1SFA616070R3528	KL70-352C	103	1SFA616160R1005	KPR1-100W	36
1SFA611930R1087	MA6-1087	97	1SFA616070R4011	KL70-401R	103	1SFA616160R1006	KPR1-100B	36
1SFA611930R1100	MA6-1100	88	1SFA616070R4012	KL70-401G	103	1SFA616160R1014	KPR1-101L	36
1SFA611930R1101	MA6-1101	88	1SFA616070R4013	KL70-401Y	103	1SFA616160R1015	KPR1-101W	36
1SFA611930R1102	MA6-1102	88	1SFA616070R4014	KL70-401L	103	1SFA616160R1022	KPR1-102G	36
1SFA611930R1103	MA6-1103	88	1SFA616070R4018	KL70-401C	103	1SFA616160R1025	KPR1-102W	36
1SFA611930R1104	MA6-1104	88	1SFA616071R1201	KB70-1201	104	1SFA616160R1032	KPR1-103G	36
1SFA611930R1118	MA6-1118	97	1SFA616071R3001	KB70-3001	104	1SFA616160R1035	KPR1-103W	36
1SFA611930R1130	MA6-1130	87	1SFA616071R3101	KB70-3101	104	1SFA616160R1046	KPR1-104B	36
1SFA611930R1131	MA6-1131	87	1SFA616073R1104	KS70-1104	104	1SFA616161R1001	KPR2-100R	36
1SFA611930R1132	MA6-1132	87	1SFA616073R1204	KS70-1204	104	1SFA616161R1005	KPR2-100L	36
1SFA611930R1133	MA6-1133	87	1SFA616073R2002	KS70-2002	104	1SFA616161R1006	KPR2-100B	36
1SFA611930R1134	MA6-1134	87	1SFA616073R2004	KS70-2004	104	1SFA616161R1051	KPR2-105R	36
1SFA611930R1135	MA6-1135	87	1SFA616073R3004	KS70-3004	104	1SFA616161R1056	KPR2-105B	36
1SFA611930R1136	MA6-1136	87	1SFA616075R1001	KT70-1001	105	1SFA616162R1001	KPR3-100R	37
1SFA611930R1137	MA6-1137	87	1SFA616075R1002	KT70-1002	105	1SFA616162R1002	KPR3-100G	37
1SFA611930R1138	MA6-1138	87	1SFA616077R1001	KA70-1001	105	1SFA616162R1003	KPR3-100Y	37
1SFA611930R1139	MA6-1139	87	1SFA616077R1002	KA70-1002	105	1SFA616162R1004	KPR3-100L	37
1SFA611930R1140	MA6-1140	87	1SFA616077R1011	KA70-1011	105	1SFA616162R1005	KPR3-100W	37
1SFA611930R1141	MA6-1141	87	1SFA616077R1012	KA70-1012	105	1SFA616162R1006	KPR3-100B	37
1SFA611930R1152	MA6-1152	87	1SFA616077R1013	KA70-1013	105	1SFA616162R1014	KPR3-101L	37
1SFA611930R1153	MA6-1153	87	1SFA616077R1021	KA70-1021	105	1SFA616162R1015	KPR3-101W	37
1SFA611930R1170	MA6-1170	87	1SFA616077R1022	KA70-1022	105	1SFA616162R1025	KPR3-102W	37
1SFA611930R1171	MA6-1171	87	1SFA616077R1023	KA70-1023	105	1SFA616162R1032	KPR3-103G	37
1SFA611930R1172	MA6-1172	87	1SFA616077R1031	KA70-1031	105	1SFA616162R1046	KPR3-104B	37
1SFA611930R1173	MA6-1173	87	1SFA616077R1032	KA70-1032	105	1SFA616162R1062	KPR3-106G	37

Index

Order code classification

Order code	Type	Page	Order code	Type	Page	Order code	Type	Page
1SFA616163R1001	KPR4-100R	37	1SFA616920R8029	KA1-8029	44	1SFA619100R1013	CP1-10Y-10	53
1SFA616163R1005	KPR4-100W	37	1SFA616920R8045	KA1-8045	84	1SFA619100R1014	CP1-10L-10	53
1SFA616163R1006	KPR4-100B	37	1SFA616920R8046	KA1-8046	36	1SFA619100R1015	CP1-10W-10	53
1SFA616163R1051	KPR4-105R	37	1SFA616920R8047	KA1-8047	36	1SFA619100R1016	CP1-10B-10	53
1SFA616163R1056	KPR4-105B	37	1SFA616920R8072	KA1-8072	72	1SFA619100R1021	CP1-10R-20	53
1SFA616901R1019	KTC1-1019	100	1SFA616920R8073	KA1-8073	44	1SFA619100R1022	CP1-10G-20	53
1SFA616901R1020	KTC1-1020	100	1SFA616920R8080	KA1-8080	44	1SFA619100R1023	CP1-10Y-20	53
1SFA616901R1025	KTC1-1025	100	1SFA616920R8120	KA1-8120	97	1SFA619100R1024	CP1-10L-20	53
1SFA616901R1031	KTC1-1031	100	1SFA616920R8121	KA1-8121	97	1SFA619100R1025	CP1-10W-20	53
1SFA616901R1039	KTC1-1039	100	1SFA616921R2011	KA2-2011	68	1SFA619100R1026	CP1-10B-20	53
1SFA616901R9000	KTC1-9000	100	1SFA616921R2012	KA2-2012	68	1SFA619100R1041	CP1-10R-01	53
1SFA616901R9002	KTC1-9002	100	1SFA616921R2013	KA2-2013	68	1SFA619100R1046	CP1-10B-01	53
1SFA616901R9003	KTC1-9003	100	1SFA616921R2014	KA2-2014	68	1SFA619100R1051	CP1-10R-02	53
1SFA616901R9004	KTC1-9004	100	1SFA616921R2015	KA2-2015	68	1SFA619100R1056	CP1-10B-02	53
1SFA616901R9005	KTC1-9005	100	1SFA616921R2021	KA2-2021	68	1SFA619100R1071	CP1-10R-11	53
1SFA616901R9006	KTC1-9006	100	1SFA616921R2022	KA2-2022	68	1SFA619100R1072	CP1-10G-11	53
1SFA616901R9009	KTC1-9009	100	1SFA616921R2023	KA2-2023	68	1SFA619100R1073	CP1-10Y-11	53
1SFA616901R9016	KTC1-9016	100	1SFA616921R2024	KA2-2024	68	1SFA619100R1074	CP1-10L-11	53
1SFA616901R9020	KTC1-9020	100	1SFA616921R2025	KA2-2025	68	1SFA619100R1075	CP1-10W-11	53
1SFA616901R9026	KTC1-9026	100	1SFA616921R2031	KA2-2031	68	1SFA619100R1076	CP1-10B-11	53
1SFA616901R9028	KTC1-9028	100	1SFA616921R2032	KA2-2032	68	1SFA619100R1111	CP1-11R-10	57
1SFA616902R1020	KTC2-1020	100	1SFA616921R2033	KA2-2033	68	1SFA619100R1112	CP1-11G-10	57
1SFA616902R1025	KTC2-1025	100	1SFA616921R2034	KA2-2034	68	1SFA619100R1113	CP1-11Y-10	57
1SFA616902R1031	KTC2-1031	100	1SFA616921R2035	KA2-2035	68	1SFA619100R1114	CP1-11L-10	57
1SFA616902R9000	KTC2-9000	100	1SFA616921R2041	KA2-2041	68	1SFA619100R1118	CP1-11C-10	57
1SFA616902R9002	KTC2-9002	100	1SFA616921R2042	KA2-2042	68	1SFA619100R1141	CP1-11R-01	57
1SFA616902R9003	KTC2-9003	100	1SFA616921R2043	KA2-2043	68	1SFA619100R1211	CP1-12R-10	57
1SFA616902R9005	KTC2-9005	100	1SFA616921R2044	KA2-2044	68	1SFA619100R1212	CP1-12G-10	57
1SFA616902R9006	KTC2-9006	100	1SFA616921R2045	KA2-2045	68	1SFA619100R1213	CP1-12Y-10	57
1SFA616902R9015	KTC2-9015	100	1SFA616921R2051	KA2-2051	68	1SFA619100R1214	CP1-12L-10	57
1SFA616902R9016	KTC2-9016	100	1SFA616921R2052	KA2-2052	68	1SFA619100R1218	CP1-12C-10	57
1SFA616902R9028	KTC2-9028	100	1SFA616921R2053	KA2-2053	68	1SFA619100R1241	CP1-12R-01	57
1SFA616903R1019	KTC3-1019	100	1SFA616921R2054	KA2-2054	68	1SFA619100R1311	CP1-13R-10	57
1SFA616903R1020	KTC3-1020	100	1SFA616921R2055	KA2-2055	68	1SFA619100R1312	CP1-13G-10	57
1SFA616903R1039	KTC3-1039	100	1SFA616921R2131	KA2-2131	68	1SFA619100R1313	CP1-13Y-10	57
1SFA616903R9000	KTC3-9000	100	1SFA616921R2132	KA2-2132	68	1SFA619100R1314	CP1-13L-10	57
1SFA616903R9002	KTC3-9002	100	1SFA616921R2133	KA2-2133	68	1SFA619100R1318	CP1-13C-10	57
1SFA616904R1047	KTC4-1047	100	1SFA616921R2134	KA2-2134	68	1SFA619100R1341	CP1-13R-01	57
1SFA616904R9004	KTC4-9004	100	1SFA616921R2135	KA2-2135	68	1SFA619100R3011	CP1-30R-10	53
1SFA616905R1040	KTC5-1040	100	1SFA616921R2141	KA2-2141	68	1SFA619100R3012	CP1-30G-10	53
1SFA616905R1047	KTC5-1047	100	1SFA616921R2142	KA2-2142	68	1SFA619100R3013	CP1-30Y-10	53
1SFA616905R9004	KTC5-9004	100	1SFA616921R2143	KA2-2143	68	1SFA619100R3014	CP1-30L-10	53
1SFA616906R1039	KTC6-1039	100	1SFA616921R2144	KA2-2144	68	1SFA619100R3015	CP1-30W-10	53
1SFA616906R1042	KTC6-1042	100	1SFA616921R2145	KA2-2145	68	1SFA619100R3016	CP1-30B-10	53
1SFA616906R9002	KTC6-9002	100	1SFA616921R2221	KA2-2221	68	1SFA619100R3021	CP1-30R-20	53
1SFA616908R1039	KTC8-1039	100	1SFA616921R2222	KA2-2222	68	1SFA619100R3022	CP1-30G-20	53
1SFA616908R9002	KTC8-9002	100	1SFA616921R2223	KA2-2223	68	1SFA619100R3023	CP1-30Y-20	53
1SFA616908R9003	KTC8-9003	100	1SFA616921R2224	KA2-2224	68	1SFA619100R3024	CP1-30L-20	53
1SFA616908R9004	KTC8-9004	100	1SFA616921R2225	KA2-2225	68	1SFA619100R3025	CP1-30W-20	53
1SFA616908R9005	KTC8-9005	100	1SFA616921R2231	KA2-2231	68	1SFA619100R3026	CP1-30B-20	53
1SFA616908R9011	KTC8-9011	100	1SFA616921R2232	KA2-2232	68	1SFA619100R3041	CP1-30R-01	53
1SFA616908R9012	KTC8-9012	100	1SFA616921R2233	KA2-2233	68	1SFA619100R3046	CP1-30B-01	53
1SFA616908R9015	KTC8-9015	100	1SFA616921R2234	KA2-2234	68	1SFA619100R3051	CP1-30R-02	53
1SFA616908R9016	KTC8-9016	100	1SFA616921R2235	KA2-2235	68	1SFA619100R3056	CP1-30B-02	53
1SFA616908R9018	KTC8-9018	100	1SFA616922R1018	KA3-1018	106	1SFA619100R3071	CP1-30R-11	53
1SFA616908R9026	KTC8-9026	100	1SFA616922R1028	KA3-1028	106	1SFA619100R3072	CP1-30G-11	53
1SFA616915R1005	-	98	1SFA616922R1118	KA3-1118	106	1SFA619100R3073	CP1-30Y-11	53
1SFA616915R1038	-	98	1SFA616922R1148	KA3-1148	106	1SFA619100R3074	CP1-30L-11	53
1SFA616915R6005	-	98	1SFA616923R1028	KA4-1028	104	1SFA619100R3075	CP1-30W-11	53
1SFA616920R8005	KA1-8005	23	1SFA616923R1118	KA4-1118	104	1SFA619100R3076	CP1-30B-11	53
1SFA616920R8010	KA1-8010	44	1SFA616923R1148	KA4-1148	104	1SFA619100R3111	CP1-31R-10	57
1SFA616920R8020	KA1-8020	44	1SFA616924R1021	KA4-1021	104	1SFA619100R3112	CP1-31G-10	57
1SFA616920R8021	KA1-8021	44	1SFA616924R1022	KA4-1022	104	1SFA619100R3113	CP1-31Y-10	57
1SFA616920R8022	KA1-8022	44	1SFA616924R1023	KA4-1023	104	1SFA619100R3114	CP1-31L-10	57
1SFA616920R8023	KA1-8023	44	1SFA616924R1024	KA4-1024	104	1SFA619100R3118	CP1-31C-10	57
1SFA616920R8024	KA1-8024	44	1SFA616924R1025	KA4-1025	104	1SFA619100R3141	CP1-31R-01	57
1SFA616920R8027	KA1-8027	44	1SFA619100R1011	CP1-10R-10	53	1SFA619100R3144	CP1-31L-01	57
1SFA616920R8028	KA1-8028	44	1SFA619100R1012	CP1-10G-10	53	1SFA619101R1011	CP2-10R-10	54

Index

Order code classification

Order code	Type	Page	Order code	Type	Page	Order code	Type	Page
1SFA619101R1012	CP2-10G-10	54	1SFA619102R1026	CP3-10B-20	55	1SFA619103R1211	CP4-12R-10	60
1SFA619101R1013	CP2-10Y-10	54	1SFA619102R1041	CP3-10R-01	55	1SFA619103R1212	CP4-12G-10	60
1SFA619101R1014	CP2-10L-10	54	1SFA619102R1046	CP3-10B-01	55	1SFA619103R1213	CP4-12Y-10	60
1SFA619101R1015	CP2-10W-10	54	1SFA619102R1051	CP3-10R-02	55	1SFA619103R1214	CP4-12L-10	60
1SFA619101R1016	CP2-10B-10	54	1SFA619102R1056	CP3-10B-02	55	1SFA619103R1218	CP4-12C-10	60
1SFA619101R1021	CP2-10R-20	54	1SFA619102R1071	CP3-10R-11	55	1SFA619103R1241	CP4-12R-01	60
1SFA619101R1022	CP2-10G-20	54	1SFA619102R1072	CP3-10G-11	55	1SFA619103R1311	CP4-13R-10	60
1SFA619101R1023	CP2-10Y-20	54	1SFA619102R1073	CP3-10Y-11	55	1SFA619103R1312	CP4-13G-10	60
1SFA619101R1024	CP2-10L-20	54	1SFA619102R1074	CP3-10L-11	55	1SFA619103R1313	CP4-13Y-10	60
1SFA619101R1025	CP2-10W-20	54	1SFA619102R1075	CP3-10W-11	55	1SFA619103R1314	CP4-13L-10	60
1SFA619101R1026	CP2-10B-20	54	1SFA619102R1076	CP3-10B-11	55	1SFA619103R1318	CP4-13C-10	60
1SFA619101R1041	CP2-10R-01	54	1SFA619102R1111	CP3-11R-10	59	1SFA619103R1341	CP4-13R-01	60
1SFA619101R1046	CP2-10B-01	54	1SFA619102R1112	CP3-11G-10	59	1SFA619103R3012	CP4-30G-10	56
1SFA619101R1051	CP2-10R-02	54	1SFA619102R1113	CP3-11Y-10	59	1SFA619103R3022	CP4-30G-20	56
1SFA619101R1056	CP2-10B-02	54	1SFA619102R1114	CP3-11L-10	59	1SFA619103R3071	CP4-30R-11	56
1SFA619101R1071	CP2-10R-11	54	1SFA619102R1118	CP3-11C-10	59	1SFA619105R1021	CP6-10R-20	64
1SFA619101R1072	CP2-10G-11	54	1SFA619102R1141	CP3-11R-01	59	1SFA619105R1022	CP6-10G-20	64
1SFA619101R1073	CP2-10Y-11	54	1SFA619102R1211	CP3-12R-10	59	1SFA619105R1026	CP6-10B-20	64
1SFA619101R1074	CP2-10L-11	54	1SFA619102R1212	CP3-12G-10	59	1SFA619105R1051	CP6-10R-02	64
1SFA619101R1075	CP2-10W-11	54	1SFA619102R1213	CP3-12Y-10	59	1SFA619105R1056	CP6-10B-02	64
1SFA619101R1076	CP2-10B-11	54	1SFA619102R1214	CP3-12L-10	59	1SFA619105R1071	CP6-10R-11	64
1SFA619101R1111	CP2-11R-10	58	1SFA619102R1218	CP3-12C-10	59	1SFA619105R1072	CP6-10G-11	64
1SFA619101R1112	CP2-11G-10	58	1SFA619102R1241	CP3-12R-01	59	1SFA619105R1076	CP6-10B-11	64
1SFA619101R1113	CP2-11Y-10	58	1SFA619102R1311	CP3-13R-10	59	1SFA619126R1071	CPM3-10R-11	61
1SFA619101R1114	CP2-11L-10	58	1SFA619102R1312	CP3-13G-10	59	1SFA619126R1072	CPM3-10G-11	61
1SFA619101R1118	CP2-11C-10	58	1SFA619102R1313	CP3-13Y-10	59	1SFA619126R1073	CPM3-10Y-11	61
1SFA619101R1141	CP2-11R-01	58	1SFA619102R1314	CP3-13L-10	59	1SFA619126R1074	CPM3-10L-11	61
1SFA619101R1211	CP2-12R-10	58	1SFA619102R1318	CP3-13C-10	59	1SFA619126R1076	CPM3-10B-11	61
1SFA619101R1212	CP2-12G-10	58	1SFA619102R1341	CP3-13R-01	59	1SFA619200R1016	C2SS1-10B-10	69
1SFA619101R1213	CP2-12Y-10	58	1SFA619102R3012	CP3-30G-10	55	1SFA619200R1026	C2SS1-10B-20	69
1SFA619101R1214	CP2-12L-10	58	1SFA619102R3015	CP3-30W-10	55	1SFA619200R1046	C2SS1-10B-01	69
1SFA619101R1218	CP2-12C-10	58	1SFA619102R3016	CP3-30B-10	55	1SFA619200R1076	C2SS1-10B-11	69
1SFA619101R1241	CP2-12R-01	58	1SFA619102R3021	CP3-30R-20	55	1SFA619200R3016	C2SS1-30B-10	69
1SFA619101R1311	CP2-13R-10	58	1SFA619102R3022	CP3-30G-20	55	1SFA619200R3026	C2SS1-30B-20	69
1SFA619101R1312	CP2-13G-10	58	1SFA619102R3023	CP3-30Y-20	55	1SFA619200R3046	C2SS1-30B-01	69
1SFA619101R1313	CP2-13Y-10	58	1SFA619102R3024	CP3-30L-20	55	1SFA619200R3076	C2SS1-30B-11	69
1SFA619101R1314	CP2-13L-10	58	1SFA619102R3025	CP3-30W-20	55	1SFA619201R1016	C2SS2-10B-10	69
1SFA619101R1318	CP2-13C-10	58	1SFA619102R3026	CP3-30B-20	55	1SFA619201R1026	C2SS2-10B-20	69
1SFA619101R1341	CP2-13R-01	58	1SFA619102R3041	CP3-30R-01	55	1SFA619201R1046	C2SS2-10B-01	69
1SFA619101R3011	CP2-30R-10	54	1SFA619102R3046	CP3-30B-01	55	1SFA619201R1076	C2SS2-10B-11	69
1SFA619101R3012	CP2-30G-10	54	1SFA619102R3071	CP3-30R-11	55	1SFA619201R3016	C2SS2-30B-10	69
1SFA619101R3014	CP2-30L-10	54	1SFA619102R3072	CP3-30G-11	55	1SFA619201R3026	C2SS2-30B-20	69
1SFA619101R3015	CP2-30W-10	54	1SFA619102R3075	CP3-30W-11	55	1SFA619201R3046	C2SS2-30B-01	69
1SFA619101R3016	CP2-30B-10	54	1SFA619102R3076	CP3-30B-11	55	1SFA619201R3076	C2SS2-30B-11	69
1SFA619101R3021	CP2-30R-20	54	1SFA619103R1011	CP4-10R-10	56	1SFA619202R1016	C2SS3-10B-10	69
1SFA619101R3022	CP2-30G-20	54	1SFA619103R1012	CP4-10G-10	56	1SFA619202R1026	C2SS3-10B-20	69
1SFA619101R3023	CP2-30Y-20	54	1SFA619103R1013	CP4-10Y-10	56	1SFA619202R1046	C2SS3-10B-01	69
1SFA619101R3024	CP2-30L-20	54	1SFA619103R1014	CP4-10L-10	56	1SFA619202R1076	C2SS3-10B-11	69
1SFA619101R3025	CP2-30W-20	54	1SFA619103R1015	CP4-10W-10	56	1SFA619202R3016	C2SS3-30B-10	69
1SFA619101R3026	CP2-30B-20	54	1SFA619103R1016	CP4-10B-10	56	1SFA619202R3026	C2SS3-30B-20	69
1SFA619101R3041	CP2-30R-01	54	1SFA619103R1021	CP4-10R-20	56	1SFA619202R3076	C2SS3-30B-11	69
1SFA619101R3046	CP2-30B-01	54	1SFA619103R1022	CP4-10G-20	56	1SFA619204R3016	C2SS5-30B-10	69
1SFA619101R3051	CP2-30R-02	54	1SFA619103R1026	CP4-10B-20	56	1SFA619204R3076	C2SS5-30B-11	69
1SFA619101R3071	CP2-30R-11	54	1SFA619103R1041	CP4-10R-01	56	1SFA619210R1026	C3SS1-10B-20	70
1SFA619101R3072	CP2-30G-11	54	1SFA619103R1051	CP4-10R-02	56	1SFA619210R1076	C3SS1-10B-11	70
1SFA619101R3073	CP2-30Y-11	54	1SFA619103R1056	CP4-10B-02	56	1SFA619210R3026	C3SS1-30B-20	70
1SFA619101R3076	CP2-30B-11	54	1SFA619103R1071	CP4-10R-11	56	1SFA619210R3076	C3SS1-30B-11	70
1SFA619102R1011	CP3-10R-10	55	1SFA619103R1072	CP4-10G-11	56	1SFA619211R1026	C3SS2-10B-20	70
1SFA619102R1012	CP3-10G-10	55	1SFA619103R1073	CP4-10Y-11	56	1SFA619211R1076	C3SS2-10B-11	70
1SFA619102R1013	CP3-10Y-10	55	1SFA619103R1074	CP4-10L-11	56	1SFA619211R3026	C3SS2-30B-20	70
1SFA619102R1014	CP3-10L-10	55	1SFA619103R1075	CP4-10W-11	56	1SFA619211R3076	C3SS2-30B-11	70
1SFA619102R1015	CP3-10W-10	55	1SFA619103R1076	CP4-10B-11	56	1SFA619212R1026	C3SS3-10B-20	70
1SFA619102R1016	CP3-10B-10	55	1SFA619103R1111	CP4-11R-10	60	1SFA619212R1076	C3SS3-10B-11	70
1SFA619102R1021	CP3-10R-20	55	1SFA619103R1112	CP4-11G-10	60	1SFA619212R3026	C3SS3-30B-20	70
1SFA619102R1022	CP3-10G-20	55	1SFA619103R1113	CP4-11Y-10	60	1SFA619212R3076	C3SS3-30B-11	70
1SFA619102R1023	CP3-10Y-20	55	1SFA619103R1114	CP4-11L-10	60	1SFA619213R1026	C3SS4-10B-20	70
1SFA619102R1024	CP3-10L-20	55	1SFA619103R1118	CP4-11C-10	60	1SFA619213R1076	C3SS4-10B-11	70
1SFA619102R1025	CP3-10W-20	55	1SFA619103R1141	CP4-11R-01	60	1SFA619214R1026	C3SS5-10B-20	70

Index

Order code classification

Order code	Type	Page	Order code	Type	Page	Order code	Type	Page
1SFA619214R1076	C3SS5-10B-11	70	1SFA619500R1076	CE3T-10B-11	63	SK615546-13	-	98
1SFA619214R3026	C3SS5-30B-20	70	1SFA619501R1041	CE3P-10R-01	62	SK615546-15	-	98
1SFA619214R3076	C3SS5-30B-11	70	1SFA619501R1051	CE3P-10R-02	62	SK615546-2	-	98
1SFA619215R1026	C3SS6-10B-20	70	1SFA619501R1071	CE3P-10R-11	62	SK615546-3	-	98
1SFA619216R1026	C3SS7-10B-20	70	1SFA619501R1076	CE3P-10B-11	63	SK615546-4	-	98
1SFA619216R1076	C3SS7-10B-11	70	1SFA619502R1041	CE3K1-10R-01	62	SK615546-5	-	98
1SFA619216R3026	C3SS7-30B-20	70	1SFA619502R1051	CE3K1-10R-02	62	SK615546-6	-	98
1SFA619217R1026	C3SS8-10B-20	70	1SFA619502R1071	CE3K1-10R-11	62	SK615546-7	-	98
1SFA619402R1001	CL-100R	67	1SFA619502R1076	CE3K1-10B-11	63	SK615546-8	-	98
1SFA619402R1002	CL-100G	67	1SFA619550R1016	CE4T-10B-10	63	SK615550-29	-	99
1SFA619402R1003	CL-100Y	67	1SFA619550R1026	CE4T-10B-20	63	SK615550-44	-	99
1SFA619402R1004	CL-100L	67	1SFA619550R1041	CE4T-10R-01	62	SK615550-61	-	99
1SFA619402R1005	CL-100W	67	1SFA619550R1046	CE4T-10B-01	63	SK615550-62	-	99
1SFA619402R1008	CL-100C	67	1SFA619550R1051	CE4T-10R-02	62	SK615550-80	-	99
1SFA619403R5011	CL2-501R	65	1SFA619550R1056	CE4T-10B-02	63	SK615550-81	-	99
1SFA619403R5012	CL2-501G	65	1SFA619550R1071	CE4T-10R-11	62	SK615552-13	-	99
1SFA619403R5013	CL2-501Y	65	1SFA619550R1076	CE4T-10B-11	63	SK615552-14	-	99
1SFA619403R5014	CL2-501L	65	1SFA619551R1041	CE4P-10R-01	62	SK615552-15	-	99
1SFA619403R5018	CL2-501C	65	1SFA619551R1051	CE4P-10R-02	62	SK615552-16	-	99
1SFA619403R5021	CL2-502R	65	1SFA619551R1071	CE4P-10R-11	62	SK615552-17	-	99
1SFA619403R5022	CL2-502G	65	1SFA619551R1076	CE4P-10B-11	63	SK615552-20	-	99
1SFA619403R5023	CL2-502Y	65	1SFA619552R1041	CE4K1-10R-01	62	SK615552-21	-	99
1SFA619403R5024	CL2-502L	65	1SFA619552R1051	CE4K1-10R-02	62	SK615552-22	-	99
1SFA619403R5028	CL2-502C	65	1SFA619552R1071	CE4K1-10R-11	62	SK615552-23	-	99
1SFA619403R5061	CL2-506R	65	1SFA619552R1076	CE4K1-10B-11	63	SK615552-25	-	99
1SFA619403R5062	CL2-506G	65	1SFA619600R6002	CB1-600G	71	SK615552-27	-	99
1SFA619403R5063	CL2-506Y	65	1SFA619600R6012	CB1-601G	71	SK615552-28	-	99
1SFA619403R5064	CL2-506L	65	1SFA619600R6022	CB1-602G	71	SK615552-29	-	99
1SFA619403R5068	CL2-506C	65	1SFA619600R6032	CB1-603G	71	SK615552-30	-	99
1SFA619403R5071	CL2-507R	65	1SFA619600R6101	CB1-610R	71	SK615552-31	-	99
1SFA619403R5072	CL2-507G	65	1SFA619600R6103	CB1-610Y	71	SK615552-32	-	99
1SFA619403R5073	CL2-507Y	65	1SFA619600R6111	CB1-611R	71	SK615552-40	-	99
1SFA619403R5074	CL2-507L	65	1SFA619600R6113	CB1-611Y	71	SK615562-12	-	99
1SFA619403R5078	CL2-507C	65	1SFA619600R6121	CB1-612R	71	SK615562-27	-	99
1SFA619403R5131	CL2-513R	65	1SFA619600R6123	CB1-612Y	71	SK615562-82	-	99
1SFA619403R5132	CL2-513G	65	1SFA619600R6131	CB1-613R	71	SK615562-83	-	99
1SFA619403R5133	CL2-513Y	65	1SFA619600R6133	CB1-613Y	71	SK615562-87	-	35
1SFA619403R5134	CL2-513L	65	1SFA619600R6206	CB1-620B	71	SK615562-88	-	35
1SFA619403R5138	CL2-513C	65	1SFA619600R6216	CB1-621B	71	SK616016-2	-	44
1SFA619403R5151	CL2-515R	65	1SFA619600R6226	CB1-622B	71	SK616701-AA	KEM1-0	92
1SFA619403R5152	CL2-515G	65	1SFA619600R6236	CB1-623B	71	SK616702-AA	KEM2-0	92
1SFA619403R5153	CL2-515Y	65	1SFA619600R6306	CB1-630B	71	SK616703-AA	KEM3-0	92
1SFA619403R5154	CL2-515L	65	1SFA619600R6316	CB1-631B	71	SK616704-AA	KEM4-0	92
1SFA619403R5158	CL2-515C	65	1SFA619600R6326	CB1-632B	71	SK616706-AA	KEM6-0	92
1SFA619403R5201	CL2-520R	66	1SFA619600R6336	CB1-633B	71			
1SFA619403R5202	CL2-520G	66	1SFA619811R1000	CEP1-0	83			
1SFA619403R5203	CL2-520Y	66	1SFA619811R1001	CEP1-1001	90			
1SFA619403R5204	CL2-520L	66	1SFA619811R1002	CEP1-1002	90			
1SFA619403R5208	CL2-520C	66	1SFA619811R2001	CEP1-2001	90			
1SFA619403R5231	CL2-523R	66	1SFA619811R2002	CEP1-2002	90			
1SFA619403R5232	CL2-523G	66	1SFA619821R1000	CEPY1-0	83			
1SFA619403R5233	CL2-523Y	66	1SFA619821R1001	CEPY1-1001	90			
1SFA619403R5234	CL2-523L	66	1SFA619821R1002	CEPY1-1002	90			
1SFA619403R5238	CL2-523C	66	1SFA619821R1006	CEPY1-1006	90			
1SFA619403R5421	CL2-542R	66	1SFA619821R2001	CEPY1-2001	90			
1SFA619403R5422	CL2-542G	66	1SFA619821R2002	CEPY1-2002	90			
1SFA619403R5423	CL2-542Y	66	1SFA619920R8053	CA1-8053	72			
1SFA619403R5424	CL2-542L	66	1SFA619920R8054	CA1-8054	72			
1SFA619403R5428	CL2-542C	66	1SFA619920R8077	CA1-8077	72			
1SFA619403R6231	CL2-623R	66	1SFA619920R8078	CA1-8078	72			
1SFA619403R6232	CL2-623G	66	1SFA619920R8080	CA1-8080	73			
1SFA619403R6233	CL2-623Y	66	1SFA619930R1024	CA6-1024	88			
1SFA619403R6234	CL2-623L	66	1SFA619930R1026	CA6-1026	88			
1SFA619403R6238	CL2-623C	66	1SFA619930R1027	CA6-1027	88			
1SFA619500R1041	CE3T-10R-01	62	SK615502-D	-	44			
1SFA619500R1046	CE3T-10B-01	63	SK615512-1	-	44			
1SFA619500R1051	CE3T-10R-02	62	SK615516-1	-	84			
1SFA619500R1071	CE3T-10R-11	62	SK615546-1	-	98			

Index

Type classification

Type	Order code	Page	Type	Order code	Page	Type	Order code	Page
-	SK615502-D	44	CB1-612R	1SFA619600R6121	71	CL2-506C	1SFA619403R5068	65
	SK615512-1	44	CB1-612Y	1SFA619600R6123	71	CL2-506G	1SFA619403R5062	65
	SK615516-1	84	CB1-613R	1SFA619600R6131	71	CL2-506L	1SFA619403R5064	65
	SK616016-2	44	CB1-613Y	1SFA619600R6133	71	CL2-506R	1SFA619403R5061	65
C2SS1-10B-01	1SFA619200R1046	69	CB1-620B	1SFA619600R6206	71	CL2-506Y	1SFA619403R5063	65
C2SS1-10B-10	1SFA619200R1016	69	CB1-621B	1SFA619600R6216	71	CL2-507C	1SFA619403R5078	65
C2SS1-10B-11	1SFA619200R1076	69	CB1-622B	1SFA619600R6226	71	CL2-507G	1SFA619403R5072	65
C2SS1-10B-20	1SFA619200R1026	69	CB1-623B	1SFA619600R6236	71	CL2-507L	1SFA619403R5074	65
C2SS1-30B-01	1SFA619200R3046	69	CB1-630B	1SFA619600R6306	71	CL2-507R	1SFA619403R5071	65
C2SS1-30B-10	1SFA619200R3016	69	CB1-631B	1SFA619600R6316	71	CL2-507Y	1SFA619403R5073	65
C2SS1-30B-11	1SFA619200R3076	69	CB1-632B	1SFA619600R6326	71	CL2-513C	1SFA619403R5138	65
C2SS1-30B-20	1SFA619200R3026	69	CB1-633B	1SFA619600R6336	71	CL2-513G	1SFA619403R5132	65
C2SS2-10B-01	1SFA619201R1046	69	CE3K1-10B-11	1SFA619502R1076	63	CL2-513L	1SFA619403R5134	65
C2SS2-10B-10	1SFA619201R1016	69	CE3K1-10R-01	1SFA619502R1041	62	CL2-513R	1SFA619403R5131	65
C2SS2-10B-11	1SFA619201R1076	69	CE3K1-10R-02	1SFA619502R1051	62	CL2-513Y	1SFA619403R5133	65
C2SS2-10B-20	1SFA619201R1026	69	CE3K1-10R-11	1SFA619502R1071	62	CL2-515C	1SFA619403R5158	65
C2SS2-30B-01	1SFA619201R3046	69	CE3P-10B-11	1SFA619501R1076	63	CL2-515G	1SFA619403R5152	65
C2SS2-30B-10	1SFA619201R3016	69	CE3P-10R-01	1SFA619501R1041	62	CL2-515L	1SFA619403R5154	65
C2SS2-30B-11	1SFA619201R3076	69	CE3P-10R-02	1SFA619501R1051	62	CL2-515R	1SFA619403R5151	65
C2SS2-30B-20	1SFA619201R3026	69	CE3P-10R-11	1SFA619501R1071	62	CL2-515Y	1SFA619403R5153	65
C2SS3-10B-01	1SFA619202R1046	69	CE3T-10B-01	1SFA619500R1046	63	CL2-520C	1SFA619403R5208	66
C2SS3-10B-10	1SFA619202R1016	69	CE3T-10B-11	1SFA619500R1076	63	CL2-520G	1SFA619403R5202	66
C2SS3-10B-11	1SFA619202R1076	69	CE3T-10R-01	1SFA619500R1041	62	CL2-520L	1SFA619403R5204	66
C2SS3-10B-20	1SFA619202R1026	69	CE3T-10R-02	1SFA619500R1051	62	CL2-520R	1SFA619403R5201	66
C2SS3-30B-10	1SFA619202R3016	69	CE3T-10R-11	1SFA619500R1071	62	CL2-520Y	1SFA619403R5203	66
C2SS3-30B-11	1SFA619202R3076	69	CE4K1-10B-11	1SFA619552R1076	63	CL2-523C	1SFA619403R5238	66
C2SS3-30B-20	1SFA619202R3026	69	CE4K1-10R-01	1SFA619552R1041	62	CL2-523G	1SFA619403R5232	66
C2SS5-30B-10	1SFA619204R3016	69	CE4K1-10R-02	1SFA619552R1051	62	CL2-523L	1SFA619403R5234	66
C2SS5-30B-11	1SFA619204R3076	69	CE4K1-10R-11	1SFA619552R1071	62	CL2-523R	1SFA619403R5231	66
C3SS1-10B-11	1SFA619210R1076	70	CE4P-10B-11	1SFA619551R1076	63	CL2-523Y	1SFA619403R5233	66
C3SS1-10B-20	1SFA619210R1026	70	CE4P-10R-01	1SFA619551R1041	62	CL2-542C	1SFA619403R5428	66
C3SS1-30B-11	1SFA619210R3076	70	CE4P-10R-02	1SFA619551R1051	62	CL2-542G	1SFA619403R5422	66
C3SS1-30B-20	1SFA619210R3026	70	CE4P-10R-11	1SFA619551R1071	62	CL2-542L	1SFA619403R5424	66
C3SS2-10B-11	1SFA619211R1076	70	CE4T-10B-01	1SFA619550R1046	63	CL2-542R	1SFA619403R5421	66
C3SS2-10B-20	1SFA619211R1026	70	CE4T-10B-02	1SFA619550R1056	63	CL2-542Y	1SFA619403R5423	66
C3SS2-30B-11	1SFA619211R3076	70	CE4T-10B-10	1SFA619550R1016	63	CL2-623C	1SFA619403R6238	66
C3SS2-30B-20	1SFA619211R3026	70	CE4T-10B-11	1SFA619550R1076	63	CL2-623G	1SFA619403R6232	66
C3SS3-10B-11	1SFA619212R1076	70	CE4T-10B-20	1SFA619550R1026	63	CL2-623L	1SFA619403R6234	66
C3SS3-10B-20	1SFA619212R1026	70	CE4T-10R-01	1SFA619550R1041	62	CL2-623R	1SFA619403R6231	66
C3SS3-30B-11	1SFA619212R3076	70	CE4T-10R-02	1SFA619550R1051	62	CL2-623Y	1SFA619403R6233	66
C3SS3-30B-20	1SFA619212R3026	70	CE4T-10R-11	1SFA619550R1071	62	CP1-10B-01	1SFA619100R1046	53
C3SS4-10B-11	1SFA619213R1076	70	CEP1-0	1SFA619811R1000	83	CP1-10B-02	1SFA619100R1056	53
C3SS4-10B-20	1SFA619213R1026	70	CEP1-1001	1SFA619811R1001	90	CP1-10B-10	1SFA619100R1016	53
C3SS5-10B-11	1SFA619214R1076	70	CEP1-1002	1SFA619811R1002	90	CP1-10B-11	1SFA619100R1076	53
C3SS5-10B-20	1SFA619214R1026	70	CEP1-2001	1SFA619811R2001	90	CP1-10B-20	1SFA619100R1026	53
C3SS5-30B-11	1SFA619214R3076	70	CEP1-2002	1SFA619811R2002	90	CP1-10G-10	1SFA619100R1012	53
C3SS5-30B-20	1SFA619214R3026	70	CEPY1-0	1SFA619821R1000	83	CP1-10G-11	1SFA619100R1072	53
C3SS6-10B-20	1SFA619215R1026	70	CEPY1-1001	1SFA619821R1001	90	CP1-10G-20	1SFA619100R1022	53
C3SS7-10B-11	1SFA619216R1076	70	CEPY1-1002	1SFA619821R1002	90	CP1-10L-10	1SFA619100R1014	53
C3SS7-10B-20	1SFA619216R1026	70	CEPY1-1006	1SFA619821R1006	90	CP1-10L-11	1SFA619100R1074	53
C3SS7-30B-20	1SFA619216R3026	70	CEPY1-2001	1SFA619821R2001	90	CP1-10L-20	1SFA619100R1024	53
C3SS8-10B-20	1SFA619217R1026	70	CEPY1-2002	1SFA619821R2002	90	CP1-10R-01	1SFA619100R1041	53
CA1-8053	1SFA619920R8053	72	CL-100C	1SFA619402R1008	67	CP1-10R-02	1SFA619100R1051	53
CA1-8054	1SFA619920R8054	72	CL-100G	1SFA619402R1002	67	CP1-10R-10	1SFA619100R1011	53
CA1-8077	1SFA619920R8077	72	CL-100L	1SFA619402R1004	67	CP1-10R-11	1SFA619100R1071	53
CA1-8078	1SFA619920R8078	72	CL-100R	1SFA619402R1001	67	CP1-10R-20	1SFA619100R1021	53
CA1-8080	1SFA619920R8080	73	CL-100W	1SFA619402R1005	67	CP1-10W-10	1SFA619100R1015	53
CA6-1024	1SFA619930R1024	88	CL-100Y	1SFA619402R1003	67	CP1-10W-11	1SFA619100R1075	53
CA6-1026	1SFA619930R1026	88	CL2-501C	1SFA619403R5018	65	CP1-10W-20	1SFA619100R1025	53
CA6-1027	1SFA619930R1027	88	CL2-501G	1SFA619403R5012	65	CP1-10Y-10	1SFA619100R1013	53
CB1-600G	1SFA619600R6002	71	CL2-501L	1SFA619403R5014	65	CP1-10Y-11	1SFA619100R1073	53
CB1-601G	1SFA619600R6012	71	CL2-501R	1SFA619403R5011	65	CP1-10Y-20	1SFA619100R1023	53
CB1-602G	1SFA619600R6022	71	CL2-501Y	1SFA619403R5013	65	CP1-11C-10	1SFA619100R1118	57
CB1-603G	1SFA619600R6032	71	CL2-502C	1SFA619403R5028	65	CP1-11G-10	1SFA619100R1112	57
CB1-610R	1SFA619600R6101	71	CL2-502G	1SFA619403R5022	65	CP1-11L-10	1SFA619100R1114	57
CB1-610Y	1SFA619600R6103	71	CL2-502L	1SFA619403R5024	65	CP1-11R-01	1SFA619100R1141	57
CB1-611R	1SFA619600R6111	71	CL2-502R	1SFA619403R5021	65	CP1-11R-10	1SFA619100R1111	57
CB1-611Y	1SFA619600R6113	71	CL2-502Y	1SFA619403R5023	65	CP1-11Y-10	1SFA619100R1113	57

Index

Type classification

Type	Order code	Page	Type	Order code	Page	Type	Order code	Page
CP1-12C-10	1SFA619100R1218	57	CP2-11Y-10	1SFA619101R1113	58	CP3-13R-01	1SFA619102R1341	59
CP1-12G-10	1SFA619100R1212	57	CP2-12C-10	1SFA619101R1218	58	CP3-13R-10	1SFA619102R1311	59
CP1-12L-10	1SFA619100R1214	57	CP2-12G-10	1SFA619101R1212	58	CP3-13Y-10	1SFA619102R1313	59
CP1-12R-01	1SFA619100R1241	57	CP2-12L-10	1SFA619101R1214	58	CP3-30B-01	1SFA619102R3046	55
CP1-12R-10	1SFA619100R1211	57	CP2-12R-01	1SFA619101R1241	58	CP3-30B-10	1SFA619102R3016	55
CP1-12Y-10	1SFA619100R1213	57	CP2-12R-10	1SFA619101R1211	58	CP3-30B-11	1SFA619102R3076	55
CP1-13C-10	1SFA619100R1318	57	CP2-12Y-10	1SFA619101R1213	58	CP3-30B-20	1SFA619102R3026	55
CP1-13G-10	1SFA619100R1312	57	CP2-13C-10	1SFA619101R1318	58	CP3-30G-10	1SFA619102R3012	55
CP1-13L-10	1SFA619100R1314	57	CP2-13G-10	1SFA619101R1312	58	CP3-30G-11	1SFA619102R3072	55
CP1-13R-01	1SFA619100R1341	57	CP2-13L-10	1SFA619101R1314	58	CP3-30G-20	1SFA619102R3022	55
CP1-13R-10	1SFA619100R1311	57	CP2-13R-01	1SFA619101R1341	58	CP3-30L-20	1SFA619102R3024	55
CP1-13Y-10	1SFA619100R1313	57	CP2-13R-10	1SFA619101R1311	58	CP3-30R-01	1SFA619102R3041	55
CP1-30B-01	1SFA619100R3046	53	CP2-13Y-10	1SFA619101R1313	58	CP3-30R-11	1SFA619102R3071	55
CP1-30B-02	1SFA619100R3056	53	CP2-30B-01	1SFA619101R3046	54	CP3-30R-20	1SFA619102R3021	55
CP1-30B-10	1SFA619100R3016	53	CP2-30B-10	1SFA619101R3016	54	CP3-30W-10	1SFA619102R3015	55
CP1-30B-11	1SFA619100R3076	53	CP2-30B-11	1SFA619101R3076	54	CP3-30W-11	1SFA619102R3075	55
CP1-30B-20	1SFA619100R3026	53	CP2-30B-20	1SFA619101R3026	54	CP3-30W-20	1SFA619102R3025	55
CP1-30G-10	1SFA619100R3012	53	CP2-30G-10	1SFA619101R3012	54	CP3-30Y-20	1SFA619102R3023	55
CP1-30G-11	1SFA619100R3072	53	CP2-30G-11	1SFA619101R3072	54	CP4-10B-02	1SFA619103R1056	56
CP1-30G-20	1SFA619100R3022	53	CP2-30G-20	1SFA619101R3022	54	CP4-10B-10	1SFA619103R1016	56
CP1-30L-10	1SFA619100R3014	53	CP2-30L-10	1SFA619101R3014	54	CP4-10B-11	1SFA619103R1076	56
CP1-30L-11	1SFA619100R3074	53	CP2-30L-20	1SFA619101R3024	54	CP4-10B-20	1SFA619103R1026	56
CP1-30L-20	1SFA619100R3024	53	CP2-30R-01	1SFA619101R3041	54	CP4-10G-10	1SFA619103R1012	56
CP1-30R-01	1SFA619100R3041	53	CP2-30R-02	1SFA619101R3051	54	CP4-10G-11	1SFA619103R1072	56
CP1-30R-02	1SFA619100R3051	53	CP2-30R-10	1SFA619101R3011	54	CP4-10G-20	1SFA619103R1022	56
CP1-30R-10	1SFA619100R3011	53	CP2-30R-11	1SFA619101R3071	54	CP4-10L-10	1SFA619103R1014	56
CP1-30R-11	1SFA619100R3071	53	CP2-30R-20	1SFA619101R3021	54	CP4-10L-11	1SFA619103R1074	56
CP1-30R-20	1SFA619100R3021	53	CP2-30W-10	1SFA619101R3015	54	CP4-10R-01	1SFA619103R1041	56
CP1-30W-10	1SFA619100R3015	53	CP2-30W-20	1SFA619101R3025	54	CP4-10R-02	1SFA619103R1051	56
CP1-30W-11	1SFA619100R3075	53	CP2-30Y-11	1SFA619101R3073	54	CP4-10R-10	1SFA619103R1011	56
CP1-30W-20	1SFA619100R3025	53	CP2-30Y-20	1SFA619101R3023	54	CP4-10R-11	1SFA619103R1071	56
CP1-30Y-10	1SFA619100R3013	53	CP3-10B-01	1SFA619102R1046	55	CP4-10R-20	1SFA619103R1021	56
CP1-30Y-11	1SFA619100R3073	53	CP3-10B-02	1SFA619102R1056	55	CP4-10W-10	1SFA619103R1015	56
CP1-30Y-20	1SFA619100R3023	53	CP3-10B-10	1SFA619102R1016	55	CP4-10W-11	1SFA619103R1075	56
CP1-31C-10	1SFA619100R3118	57	CP3-10B-11	1SFA619102R1076	55	CP4-10Y-10	1SFA619103R1013	56
CP1-31G-10	1SFA619100R3112	57	CP3-10B-20	1SFA619102R1026	55	CP4-10Y-11	1SFA619103R1073	56
CP1-31L-01	1SFA619100R3144	57	CP3-10G-10	1SFA619102R1012	55	CP4-11C-10	1SFA619103R1118	60
CP1-31L-10	1SFA619100R3114	57	CP3-10G-11	1SFA619102R1072	55	CP4-11G-10	1SFA619103R1112	60
CP1-31R-01	1SFA619100R3141	57	CP3-10G-20	1SFA619102R1022	55	CP4-11L-10	1SFA619103R1114	60
CP1-31R-10	1SFA619100R3111	57	CP3-10L-10	1SFA619102R1014	55	CP4-11R-01	1SFA619103R1141	60
CP1-31Y-10	1SFA619100R3113	57	CP3-10L-11	1SFA619102R1074	55	CP4-11R-10	1SFA619103R1111	60
CP2-10B-01	1SFA619101R1046	54	CP3-10L-20	1SFA619102R1024	55	CP4-11Y-10	1SFA619103R1113	60
CP2-10B-02	1SFA619101R1056	54	CP3-10R-01	1SFA619102R1041	55	CP4-12C-10	1SFA619103R1218	60
CP2-10B-10	1SFA619101R1016	54	CP3-10R-02	1SFA619102R1051	55	CP4-12G-10	1SFA619103R1212	60
CP2-10B-11	1SFA619101R1076	54	CP3-10R-10	1SFA619102R1011	55	CP4-12L-10	1SFA619103R1214	60
CP2-10B-20	1SFA619101R1026	54	CP3-10R-11	1SFA619102R1071	55	CP4-12R-01	1SFA619103R1241	60
CP2-10G-10	1SFA619101R1012	54	CP3-10R-20	1SFA619102R1021	55	CP4-12R-10	1SFA619103R1211	60
CP2-10G-11	1SFA619101R1072	54	CP3-10W-10	1SFA619102R1015	55	CP4-12Y-10	1SFA619103R1213	60
CP2-10G-20	1SFA619101R1022	54	CP3-10W-11	1SFA619102R1075	55	CP4-13C-10	1SFA619103R1318	60
CP2-10L-10	1SFA619101R1014	54	CP3-10W-20	1SFA619102R1025	55	CP4-13G-10	1SFA619103R1312	60
CP2-10L-11	1SFA619101R1074	54	CP3-10Y-10	1SFA619102R1013	55	CP4-13L-10	1SFA619103R1314	60
CP2-10L-20	1SFA619101R1024	54	CP3-10Y-11	1SFA619102R1073	55	CP4-13R-01	1SFA619103R1341	60
CP2-10R-01	1SFA619101R1041	54	CP3-10Y-20	1SFA619102R1023	55	CP4-13R-10	1SFA619103R1311	60
CP2-10R-02	1SFA619101R1051	54	CP3-11C-10	1SFA619102R1118	59	CP4-13Y-10	1SFA619103R1313	60
CP2-10R-10	1SFA619101R1011	54	CP3-11G-10	1SFA619102R1112	59	CP4-30G-10	1SFA619103R3012	56
CP2-10R-11	1SFA619101R1071	54	CP3-11L-10	1SFA619102R1114	59	CP4-30G-20	1SFA619103R3022	56
CP2-10R-20	1SFA619101R1021	54	CP3-11R-01	1SFA619102R1141	59	CP4-30R-11	1SFA619103R3071	56
CP2-10W-10	1SFA619101R1015	54	CP3-11R-10	1SFA619102R1111	59	CP6-10B-02	1SFA619105R1056	64
CP2-10W-11	1SFA619101R1075	54	CP3-11Y-10	1SFA619102R1113	59	CP6-10B-11	1SFA619105R1076	64
CP2-10W-20	1SFA619101R1025	54	CP3-12C-10	1SFA619102R1218	59	CP6-10B-20	1SFA619105R1026	64
CP2-10Y-10	1SFA619101R1013	54	CP3-12G-10	1SFA619102R1212	59	CP6-10G-11	1SFA619105R1072	64
CP2-10Y-11	1SFA619101R1073	54	CP3-12L-10	1SFA619102R1214	59	CP6-10G-20	1SFA619105R1022	64
CP2-10Y-20	1SFA619101R1023	54	CP3-12R-01	1SFA619102R1241	59	CP6-10R-02	1SFA619105R1051	64
CP2-11C-10	1SFA619101R1118	58	CP3-12R-10	1SFA619102R1211	59	CP6-10R-11	1SFA619105R1071	64
CP2-11G-10	1SFA619101R1112	58	CP3-12Y-10	1SFA619102R1213	59	CP6-10R-20	1SFA619105R1021	64
CP2-11L-10	1SFA619101R1114	58	CP3-13C-10	1SFA619102R1318	59	CPM3-10B-11	1SFA619126R1076	61
CP2-11R-01	1SFA619101R1141	58	CP3-13G-10	1SFA619102R1312	59	CPM3-10G-11	1SFA619126R1072	61
CP2-11R-10	1SFA619101R1111	58	CP3-13L-10	1SFA619102R1314	59	CPM3-10L-11	1SFA619126R1074	61

Index

Type classification

Type	Order code	Page	Type	Order code	Page	Type	Order code	Page
CPM3-10R-11	1SFA619126R1071	61	KA2-2022	1SFA616921R2022	68	KEM2-0	SK616702-AA	92
CPM3-10Y-11	1SFA619126R1073	61	KA2-2023	1SFA616921R2023	68	KEM3-0	SK616703-AA	92
-	1SFA616915R1005	98	KA2-2024	1SFA616921R2024	68	KEM4-0	SK616704-AA	92
-	1SFA616915R1038	98	KA2-2025	1SFA616921R2025	68	KEM6-0	SK616706-AA	92
-	1SFA616915R6005	98	KA2-2031	1SFA616921R2031	68	KL70-305C	1SFA616070R3058	103
-	SK615546-1	98	KA2-2032	1SFA616921R2032	68	KL70-305G	1SFA616070R3052	103
-	SK615546-13	98	KA2-2033	1SFA616921R2033	68	KL70-305L	1SFA616070R3054	103
-	SK615546-15	98	KA2-2034	1SFA616921R2034	68	KL70-305R	1SFA616070R3051	103
-	SK615546-2	98	KA2-2035	1SFA616921R2035	68	KL70-305Y	1SFA616070R3053	103
-	SK615546-3	98	KA2-2041	1SFA616921R2041	68	KL70-306C	1SFA616070R3068	103
-	SK615546-4	98	KA2-2042	1SFA616921R2042	68	KL70-306G	1SFA616070R3062	103
-	SK615546-5	98	KA2-2043	1SFA616921R2043	68	KL70-306L	1SFA616070R3064	103
-	SK615546-6	98	KA2-2044	1SFA616921R2044	68	KL70-306R	1SFA616070R3061	103
-	SK615546-7	98	KA2-2045	1SFA616921R2045	68	KL70-306Y	1SFA616070R3063	103
-	SK615546-8	98	KA2-2051	1SFA616921R2051	68	KL70-307C	1SFA616070R3078	103
-	SK615550-29	99	KA2-2052	1SFA616921R2052	68	KL70-307G	1SFA616070R3072	103
-	SK615550-44	99	KA2-2053	1SFA616921R2053	68	KL70-307L	1SFA616070R3074	103
-	SK615550-61	99	KA2-2054	1SFA616921R2054	68	KL70-307R	1SFA616070R3071	103
-	SK615550-62	99	KA2-2055	1SFA616921R2055	68	KL70-307Y	1SFA616070R3073	103
-	SK615550-80	99	KA2-2131	1SFA616921R2131	68	KL70-342C	1SFA616070R3428	103
-	SK615550-81	99	KA2-2132	1SFA616921R2132	68	KL70-342G	1SFA616070R3422	103
-	SK615552-13	99	KA2-2133	1SFA616921R2133	68	KL70-342L	1SFA616070R3424	103
-	SK615552-14	99	KA2-2134	1SFA616921R2134	68	KL70-342R	1SFA616070R3421	103
-	SK615552-15	99	KA2-2135	1SFA616921R2135	68	KL70-342Y	1SFA616070R3423	103
-	SK615552-16	99	KA2-2141	1SFA616921R2141	68	KL70-352C	1SFA616070R3528	103
-	SK615552-17	99	KA2-2142	1SFA616921R2142	68	KL70-352G	1SFA616070R3522	103
-	SK615552-20	99	KA2-2143	1SFA616921R2143	68	KL70-352L	1SFA616070R3524	103
-	SK615552-21	99	KA2-2144	1SFA616921R2144	68	KL70-352R	1SFA616070R3521	103
-	SK615552-22	99	KA2-2145	1SFA616921R2145	68	KL70-352Y	1SFA616070R3523	103
-	SK615552-23	99	KA2-2221	1SFA616921R2221	68	KL70-401C	1SFA616105R4018	103
-	SK615552-25	99	KA2-2222	1SFA616921R2222	68	KL70-401G	1SFA616070R4012	103
-	SK615552-27	99	KA2-2223	1SFA616921R2223	68	KL70-401L	1SFA616070R4014	103
-	SK615552-28	99	KA2-2224	1SFA616921R2224	68	KL70-401R	1SFA616070R4011	103
-	SK615552-29	99	KA2-2225	1SFA616921R2225	68	KL70-401Y	1SFA616070R4013	103
-	SK615552-30	99	KA2-2231	1SFA616921R2231	68	KP6-40B	1SFA616105R4006	23
-	SK615552-31	99	KA2-2232	1SFA616921R2232	68	KP6-40G	1SFA616105R4002	23
-	SK615552-32	99	KA2-2233	1SFA616921R2233	68	KP6-40R	1SFA616105R4001	23
-	SK615552-40	99	KA2-2234	1SFA616921R2234	68	KPR1-100B	1SFA616160R1006	36
-	SK615562-12	99	KA2-2235	1SFA616921R2235	68	KPR1-100G	1SFA616160R1002	36
-	SK615562-27	99	KA3-1018	1SFA616922R1018	106	KPR1-100L	1SFA616160R1004	36
-	SK615562-82	99	KA3-1028	1SFA616922R1028	106	KPR1-100R	1SFA616160R1001	36
-	SK615562-83	99	KA3-1118	1SFA616922R1118	106	KPR1-100W	1SFA616160R1005	36
-	SK615562-87	35	KA3-1148	1SFA616922R1148	106	KPR1-100Y	1SFA616160R1003	36
-	SK615562-88	35	KA4-1021	1SFA616924R1021	104	KPR1-101L	1SFA616160R1014	36
KA1-8005	1SFA616920R8005	23	KA4-1022	1SFA616924R1022	104	KPR1-101W	1SFA616160R1015	36
KA1-8010	1SFA616920R8010	44	KA4-1023	1SFA616924R1023	104	KPR1-102G	1SFA616160R1022	36
KA1-8020	1SFA616920R8020	44	KA4-1024	1SFA616924R1024	104	KPR1-102W	1SFA616160R1025	36
KA1-8021	1SFA616920R8021	44	KA4-1025	1SFA616924R1025	104	KPR1-103G	1SFA616160R1032	36
KA1-8022	1SFA616920R8022	44	KA4-1028	1SFA616923R1028	104	KPR1-103W	1SFA616160R1035	36
KA1-8023	1SFA616920R8023	44	KA4-1118	1SFA616923R1118	104	KPR1-104B	1SFA616160R1046	36
KA1-8024	1SFA616920R8024	44	KA4-1148	1SFA616923R1148	104	KPR2-100B	1SFA616161R1006	36
KA1-8027	1SFA616920R8027	44	KA70-1001	1SFA616077R1001	105	KPR2-100L	1SFA616161R1005	36
KA1-8028	1SFA616920R8028	44	KA70-1002	1SFA616077R1002	105	KPR2-100R	1SFA616161R1001	36
KA1-8029	1SFA616920R8029	44	KA70-1011	1SFA616077R1011	105	KPR2-105B	1SFA616161R1056	36
KA1-8045	1SFA616920R8045	84	KA70-1012	1SFA616077R1012	105	KPR2-105R	1SFA616161R1051	36
KA1-8046	1SFA616920R8046	36	KA70-1013	1SFA616077R1013	105	KPR3-100B	1SFA616162R1006	37
KA1-8047	1SFA616920R8047	36	KA70-1021	1SFA616077R1021	105	KPR3-100G	1SFA616162R1002	37
KA1-8072	1SFA616920R8072	72	KA70-1022	1SFA616077R1022	105	KPR3-100L	1SFA616162R1004	37
KA1-8073	1SFA616920R8073	44	KA70-1023	1SFA616077R1023	105	KPR3-100R	1SFA616162R1001	37
KA1-8080	1SFA616920R8080	44	KA70-1031	1SFA616077R1031	105	KPR3-100W	1SFA616162R1005	37
KA1-8120	1SFA616920R8120	97	KA70-1032	1SFA616077R1032	105	KPR3-100Y	1SFA616162R1003	37
KA1-8121	1SFA616920R8121	97	KA70-1033	1SFA616077R1033	105	KPR3-101L	1SFA616162R1014	37
KA2-2011	1SFA616921R2011	68	KA70-1034	1SFA616077R1034	105	KPR3-101W	1SFA616162R1015	37
KA2-2012	1SFA616921R2012	68	KASB-1000	1SFA616087R1000	106	KPR3-102W	1SFA616162R1025	37
KA2-2013	1SFA616921R2013	68	KA70-1201	1SFA616071R1201	104	KPR3-103G	1SFA616162R1032	37
KA2-2014	1SFA616921R2014	68	KB70-3001	1SFA616071R3001	104	KPR3-104B	1SFA616162R1046	37
KA2-2015	1SFA616921R2015	68	KB70-3101	1SFA616071R3101	104	KPR3-106G	1SFA616162R1062	37
KA2-2021	1SFA616921R2021	68	KEM1-0	SK616701-AA	92	KPR4-100B	1SFA616163R1006	37

Index

Type classification

Type	Order code	Page	Type	Order code	Page	Type	Order code	Page
KPR4-100R	1SFA616163R1001	37	KTC2-9016	1SFA616902R9016	100	M2SS2-31G	1SFA611201R3102	29
KPR4-100W	1SFA616163R1005	37	KTC2-9028	1SFA616902R9028	100	M2SS2-31L	1SFA611201R3104	29
KPR4-105B	1SFA616163R1056	37	KTC3-1019	1SFA616903R1019	100	M2SS2-31R	1SFA611201R3101	29
KPR4-105R	1SFA616163R1051	37	KTC3-1020	1SFA616903R1020	100	M2SS2-31Y	1SFA611201R3103	29
KS70-1104	1SFA616073R1104	104	KTC3-1039	1SFA616903R1039	100	M2SS3-10B	1SFA611202R1006	24
KS70-1204	1SFA616073R1204	104	KTC3-9000	1SFA616903R9000	100	M2SS3-10R	1SFA611202R1001	24
KS70-2002	1SFA616073R2002	104	KTC3-9002	1SFA616903R9002	100	M2SS3-10U	1SFA611202R1007	24
KS70-2004	1SFA616073R2004	104	KTC4-1047	1SFA616904R1047	100	M2SS3-11C	1SFA611202R1108	29
KS70-3004	1SFA616073R3004	104	KTC4-9004	1SFA616904R9004	100	M2SS3-11G	1SFA611202R1102	29
KSB-113C	1SFA616080R1138	106	KTC5-1040	1SFA616905R1040	100	M2SS3-11L	1SFA611202R1104	29
KSB-113G	1SFA616080R1132	106	KTC5-1047	1SFA616905R1047	100	M2SS3-11R	1SFA611202R1101	29
KSB-113L	1SFA616080R1134	106	KTC5-9004	1SFA616905R9004	100	M2SS3-11Y	1SFA611202R1103	29
KSB-113R	1SFA616080R1131	106	KTC6-1039	1SFA616906R1039	100	M2SS3-20B	1SFA611202R2006	24
KSB-113Y	1SFA616080R1133	106	KTC6-1042	1SFA616906R1042	100	M2SS3-20R	1SFA611202R2001	24
KSB-115G	1SFA616080R1152	106	KTC6-9002	1SFA616906R9002	100	M2SS3-20U	1SFA611202R2007	24
KSB-115R	1SFA616080R1151	106	KTC8-1039	1SFA616908R1039	100	M2SS3-21G	1SFA611202R2102	29
KSB-115Y	1SFA616080R1153	106	KTC8-9002	1SFA616908R9002	100	M2SS3-21R	1SFA611202R2101	29
KSB-123C	1SFA616080R1238	106	KTC8-9003	1SFA616908R9003	100	M2SS3-30B	1SFA611202R3006	24
KSB-123G	1SFA616080R1232	106	KTC8-9004	1SFA616908R9004	100	M2SS3-30R	1SFA611202R3001	24
KSB-123L	1SFA616080R1234	106	KTC8-9005	1SFA616908R9005	100	M2SS3-31C	1SFA611202R3108	29
KSB-123R	1SFA616080R1231	106	KTC8-9011	1SFA616908R9011	100	M2SS3-31G	1SFA611202R3102	29
KSB-123Y	1SFA616080R1233	106	KTC8-9012	1SFA616908R9012	100	M2SS3-31R	1SFA611202R3101	29
KSB-203C	1SFA616080R2038	106	KTC8-9015	1SFA616908R9015	100	M2SS3-31Y	1SFA611202R3103	29
KSB-203G	1SFA616080R2032	106	KTC8-9016	1SFA616908R9016	100	M2SS4-10B	1SFA611203R1006	25
KSB-203L	1SFA616080R2034	106	KTC8-9018	1SFA616908R9018	100	M2SS4-10R	1SFA611203R1001	25
KSB-203R	1SFA616080R2031	106	KTC8-9026	1SFA616908R9026	100	M2SS4-10U	1SFA611203R1007	25
KSB-203Y	1SFA616080R2033	106	M2SS1-10B	1SFA611200R1006	24	M2SS4-11C	1SFA611203R1108	30
KSB-305G	1SFA616080R3052	106	M2SS1-10R	1SFA611200R1001	24	M2SS4-11G	1SFA611203R1102	30
KSB-305R	1SFA616080R3051	106	M2SS1-10U	1SFA611200R1007	24	M2SS4-11L	1SFA611203R1104	30
KSB-305Y	1SFA616080R3053	106	M2SS1-11C	1SFA611200R1108	29	M2SS4-11R	1SFA611203R1101	30
KSB-306G	1SFA616080R3062	106	M2SS1-11G	1SFA611200R1102	29	M2SS4-11Y	1SFA611203R1103	30
KSB-306R	1SFA616080R3061	106	M2SS1-11L	1SFA611200R1104	29	M2SS4-20B	1SFA611203R2006	25
KSB-306Y	1SFA616080R3063	106	M2SS1-11R	1SFA611200R1101	29	M2SS4-20R	1SFA611203R2001	25
KSB-307G	1SFA616080R3072	106	M2SS1-11Y	1SFA611200R1103	29	M2SS4-20U	1SFA611203R2007	25
KSB-307R	1SFA616080R3071	106	M2SS1-20B	1SFA611200R2006	24	M2SS4-21C	1SFA611203R2108	30
KSB-307Y	1SFA616080R3073	106	M2SS1-20R	1SFA611200R2001	24	M2SS4-21G	1SFA611203R2102	30
KSB-401C	1SFA616080R4018	106	M2SS1-20U	1SFA611200R2007	24	M2SS4-21L	1SFA611203R2104	30
KSB-401G	1SFA616080R4012	106	M2SS1-21C	1SFA611200R2108	29	M2SS4-21R	1SFA611203R2101	30
KSB-401L	1SFA616080R4014	106	M2SS1-21G	1SFA611200R2102	29	M2SS4-21Y	1SFA611203R2103	30
KSB-401R	1SFA616080R4011	106	M2SS1-21L	1SFA611200R2104	29	M2SS4-30B	1SFA611203R3006	25
KSB-401Y	1SFA616080R4013	106	M2SS1-21R	1SFA611200R2101	29	M2SS4-31C	1SFA611203R3108	30
KT70-1001	1SFA616075R1001	105	M2SS1-21Y	1SFA611200R2103	29	M2SS4-31G	1SFA611203R3102	30
KT70-1002	1SFA616075R1002	105	M2SS1-30B	1SFA611200R3006	24	M2SS5-10B	1SFA611204R1006	25
KTC1-1019	1SFA616901R1019	100	M2SS1-30R	1SFA611200R3001	24	M2SS5-10R	1SFA611204R1001	25
KTC1-1020	1SFA616901R1020	100	M2SS1-31C	1SFA611200R3108	29	M2SS5-10U	1SFA611204R1007	25
KTC1-1025	1SFA616901R1025	100	M2SS1-31G	1SFA611200R3102	29	M2SS5-11C	1SFA611204R1108	30
KTC1-1031	1SFA616901R1031	100	M2SS1-31R	1SFA611200R3101	29	M2SS5-11G	1SFA611204R1102	30
KTC1-1039	1SFA616901R1039	100	M2SS1-31Y	1SFA611200R3103	29	M2SS5-11L	1SFA611204R1104	30
KTC1-9000	1SFA616901R9000	100	M2SS2-10B	1SFA611201R1006	24	M2SS5-11R	1SFA611204R1101	30
KTC1-9002	1SFA616901R9002	100	M2SS2-10R	1SFA611201R1001	24	M2SS5-11Y	1SFA611204R1103	30
KTC1-9003	1SFA616901R9003	100	M2SS2-10U	1SFA611201R1007	24	M2SS5-20B	1SFA611204R2006	25
KTC1-9004	1SFA616901R9004	100	M2SS2-11C	1SFA611201R1108	29	M2SS5-20R	1SFA611204R2001	25
KTC1-9005	1SFA616901R9005	100	M2SS2-11G	1SFA611201R1102	29	M2SS5-20U	1SFA611204R2007	25
KTC1-9006	1SFA616901R9006	100	M2SS2-11L	1SFA611201R1104	29	M2SS5-21C	1SFA611204R2108	30
KTC1-9009	1SFA616901R9009	100	M2SS2-11R	1SFA611201R1101	29	M2SS5-21G	1SFA611204R2102	30
KTC1-9016	1SFA616901R9016	100	M2SS2-11Y	1SFA611201R1103	29	M2SS5-21L	1SFA611204R2104	30
KTC1-9020	1SFA616901R9020	100	M2SS2-20B	1SFA611201R2006	24	M2SS5-21R	1SFA611204R2101	30
KTC1-9026	1SFA616901R9026	100	M2SS2-20R	1SFA611201R2001	24	M2SS5-21Y	1SFA611204R2103	30
KTC1-9028	1SFA616901R9028	100	M2SS2-20U	1SFA611201R2007	24	M2SS5-30B	1SFA611204R3006	25
KTC2-1020	1SFA616902R1020	100	M2SS2-21C	1SFA611201R2108	29	M2SS5-30R	1SFA611204R3001	25
KTC2-1025	1SFA616902R1025	100	M2SS2-21G	1SFA611201R2102	29	M2SS5-31C	1SFA611204R3108	30
KTC2-1031	1SFA616902R1031	100	M2SS2-21L	1SFA611201R2104	29	M2SS5-31G	1SFA611204R3102	30
KTC2-9000	1SFA616902R9000	100	M2SS2-21R	1SFA611201R2101	29	M2SS5-31L	1SFA611204R3104	30
KTC2-9002	1SFA616902R9002	100	M2SS2-21Y	1SFA611201R2103	29	M2SS5-31R	1SFA611204R3101	30
KTC2-9003	1SFA616902R9003	100	M2SS2-30B	1SFA611201R3006	24	M2SS5-31Y	1SFA611204R3103	30
KTC2-9005	1SFA616902R9005	100	M2SS2-30R	1SFA611201R3001	24	M2SS6-10B	1SFA611205R1006	25
KTC2-9006	1SFA616902R9006	100	M2SS2-30U	1SFA611201R3007	24	M2SS6-10R	1SFA611205R1001	25
KTC2-9015	1SFA616902R9015	100	M2SS2-31C	1SFA611201R3108	29	M2SS6-10U	1SFA611205R1007	25

Index

Type classification

Type	Order code	Page	Type	Order code	Page	Type	Order code	Page
M2SS6-11C	1SFA611205R1108	30	M3SS2-11G	1SFA611211R1102	31	M3SS5-30R	1SFA611214R3001	27
M2SS6-11G	1SFA611205R1102	30	M3SS2-11L	1SFA611211R1104	31	M3SS5-31C	1SFA611214R3108	32
M2SS6-11L	1SFA611205R1104	30	M3SS2-11R	1SFA611211R1101	31	M3SS5-31G	1SFA611214R3102	32
M2SS6-11R	1SFA611205R1101	30	M3SS2-11Y	1SFA611211R1103	31	M3SS6-10B	1SFA611215R1006	27
M2SS6-11Y	1SFA611205R1103	30	M3SS2-20B	1SFA611211R2006	26	M3SS6-10R	1SFA611215R1001	27
M2SS6-20B	1SFA611205R2006	25	M3SS2-20R	1SFA611211R2001	26	M3SS6-10U	1SFA611215R1007	27
M2SS6-20U	1SFA611205R2007	25	M3SS2-20U	1SFA611211R2007	26	M3SS6-11C	1SFA611215R1108	32
M2SS6-30B	1SFA611205R3006	25	M3SS2-21C	1SFA611211R2108	31	M3SS6-11G	1SFA611215R1102	32
M2SS6-31C	1SFA611205R3108	30	M3SS2-21G	1SFA611211R2102	31	M3SS6-11L	1SFA611215R1104	32
M2SSK1-101	1SFA611280R1001	33	M3SS2-21L	1SFA611211R2104	31	M3SS6-11R	1SFA611215R1101	32
M2SSK1-102	1SFA611280R1002	33	M3SS2-21R	1SFA611211R2101	31	M3SS6-11Y	1SFA611215R1103	32
M2SSK1-103	1SFA611280R1003	33	M3SS2-21Y	1SFA611211R2103	31	M3SS6-20B	1SFA611215R2006	27
M2SSK1-104	1SFA611280R1004	33	M3SS2-30B	1SFA611211R3006	26	M3SS6-21G	1SFA611215R2102	32
M2SSK1-201	1SFA611280R2001	33	M3SS2-30R	1SFA611211R3001	26	M3SS6-21Y	1SFA611215R2103	32
M2SSK1-301	1SFA611280R3001	33	M3SS2-31C	1SFA611211R3108	31	M3SS6-30B	1SFA611215R3006	27
M2SSK1-302	1SFA611280R3002	33	M3SS2-31G	1SFA611211R3102	31	M3SS6-31L	1SFA611215R3104	32
M2SSK1-303	1SFA611280R3003	33	M3SS2-31L	1SFA611211R3104	31	M3SS7-10B	1SFA611216R1006	26
M2SSK1-304	1SFA611280R3004	33	M3SS2-31R	1SFA611211R3101	31	M3SS7-10R	1SFA611216R1001	26
M2SSK2-101	1SFA611281R1001	33	M3SS3-10B	1SFA611212R1006	26	M3SS7-10U	1SFA611216R1007	26
M2SSK2-102	1SFA611281R1002	33	M3SS3-10R	1SFA611212R1001	26	M3SS7-11C	1SFA611216R1108	31
M2SSK2-103	1SFA611281R1003	33	M3SS3-10U	1SFA611212R1007	26	M3SS7-11G	1SFA611216R1102	31
M2SSK2-104	1SFA611281R1004	33	M3SS3-11C	1SFA611212R1108	31	M3SS7-11L	1SFA611216R1104	31
M2SSK2-201	1SFA611281R2001	33	M3SS3-11G	1SFA611212R1102	31	M3SS7-11R	1SFA611216R1101	31
M2SSK2-203	1SFA611281R2003	33	M3SS3-11L	1SFA611212R1104	31	M3SS7-11Y	1SFA611216R1103	31
M2SSK2-301	1SFA611281R3001	33	M3SS3-11R	1SFA611212R1101	31	M3SS7-20B	1SFA611216R2006	26
M2SSK2-302	1SFA611281R3002	33	M3SS3-11Y	1SFA611212R1103	31	M3SS7-20R	1SFA611216R2001	26
M2SSK2-303	1SFA611281R3003	33	M3SS3-20B	1SFA611212R2006	26	M3SS7-21C	1SFA611216R2108	31
M2SSK2-304	1SFA611281R3004	33	M3SS3-20U	1SFA611212R2007	26	M3SS7-21G	1SFA611216R2102	31
M2SSK3-101	1SFA611282R1001	33	M3SS3-21C	1SFA611212R2108	31	M3SS7-21L	1SFA611216R2104	31
M2SSK3-102	1SFA611282R1002	33	M3SS3-21G	1SFA611212R2102	31	M3SS7-30B	1SFA611216R3006	26
M2SSK3-103	1SFA611282R1003	33	M3SS3-21R	1SFA611212R2101	31	M3SS7-31C	1SFA611216R3108	31
M2SSK3-104	1SFA611282R1004	33	M3SS3-30B	1SFA611212R3006	26	M3SS7-31G	1SFA611216R3102	31
M2SSK3-301	1SFA611282R3001	33	M3SS3-31C	1SFA611212R3108	31	M3SS8-10B	1SFA611217R1006	27
M2SSK3-302	1SFA611282R3002	33	M3SS4-10B	1SFA611213R1006	27	M3SS8-10R	1SFA611217R1001	27
M2SSK3-303	1SFA611282R3003	33	M3SS4-10R	1SFA611213R1001	27	M3SS8-10U	1SFA611217R1007	27
M2SSK3-304	1SFA611282R3004	33	M3SS4-10U	1SFA611213R1007	27	M3SS8-11C	1SFA611217R1108	32
M2SSK4-101	1SFA611289R1001	33	M3SS4-11C	1SFA611213R1108	32	M3SS8-11G	1SFA611217R1102	32
M2SSV1-10B	1SFA611220R1006	89	M3SS4-11G	1SFA611213R1102	32	M3SS8-11L	1SFA611217R1104	32
M2SSV2-10B	1SFA611221R1006	89	M3SS4-11L	1SFA611213R1104	32	M3SS8-11R	1SFA611217R1101	32
M2SSV3-10B	1SFA611222R1006	89	M3SS4-11R	1SFA611213R1101	32	M3SS8-11Y	1SFA611217R1103	32
M3SS1-10B	1SFA611210R1006	26	M3SS4-11Y	1SFA611213R1103	32	M3SS8-20B	1SFA611217R2006	27
M3SS1-10R	1SFA611210R1001	26	M3SS4-20B	1SFA611213R2006	27	M3SS8-21G	1SFA611217R2102	32
M3SS1-10U	1SFA611210R1007	26	M3SS4-20R	1SFA611213R2001	27	M3SS8-21R	1SFA611217R2101	32
M3SS1-11C	1SFA611210R1108	31	M3SS4-20U	1SFA611213R2007	27	M3SS8-30B	1SFA611217R3006	27
M3SS1-11G	1SFA611210R1102	31	M3SS4-21C	1SFA611213R2108	32	M3SS8-31G	1SFA611217R3102	32
M3SS1-11L	1SFA611210R1104	31	M3SS4-21G	1SFA611213R2102	32	M3SS8-31R	1SFA611217R3101	32
M3SS1-11R	1SFA611210R1101	31	M3SS4-21L	1SFA611213R2104	32	M3SSC1-10B	1SFA611250R1006	28
M3SS1-11Y	1SFA611210R1103	31	M3SS4-21R	1SFA611213R2101	32	M3SSC1-30B	1SFA611250R3006	28
M3SS1-20B	1SFA611210R2006	26	M3SS4-21Y	1SFA611213R2103	32	M3SSC2-10B	1SFA611251R1006	28
M3SS1-20R	1SFA611210R2001	26	M3SS4-30B	1SFA611213R3006	27	M3SSC2-30B	1SFA611251R3006	28
M3SS1-20U	1SFA611210R2007	26	M3SS4-31C	1SFA611213R3108	32	M3SSC3-10B	1SFA611252R1006	28
M3SS1-21C	1SFA611210R2108	31	M3SS4-31R	1SFA611213R3101	32	M3SSC3-30B	1SFA611252R3006	28
M3SS1-21G	1SFA611210R2102	31	M3SS5-10B	1SFA611214R1006	27	M3SSC7-10B	1SFA611256R1006	28
M3SS1-21L	1SFA611210R2104	31	M3SS5-10R	1SFA611214R1001	27	M3SSC7-30B	1SFA611256R3006	28
M3SS1-21R	1SFA611210R2101	31	M3SS5-10U	1SFA611214R1007	27	M3SSK1-101	1SFA611283R1001	34
M3SS1-21Y	1SFA611210R2103	31	M3SS5-11C	1SFA611214R1108	32	M3SSK1-102	1SFA611283R1002	34
M3SS1-30B	1SFA611210R3006	26	M3SS5-11G	1SFA611214R1102	32	M3SSK1-103	1SFA611283R1003	34
M3SS1-30R	1SFA611210R3001	26	M3SS5-11L	1SFA611214R1104	32	M3SSK1-104	1SFA611283R1004	34
M3SS1-30U	1SFA611210R3007	26	M3SS5-11R	1SFA611214R1101	32	M3SSK1-201	1SFA611283R2001	34
M3SS1-31C	1SFA611210R3108	31	M3SS5-11Y	1SFA611214R1103	32	M3SSK1-301	1SFA611283R3001	34
M3SS1-31G	1SFA611210R3102	31	M3SS5-20B	1SFA611214R2006	27	M3SSK1-302	1SFA611283R3002	34
M3SS1-31L	1SFA611210R3104	31	M3SS5-20U	1SFA611214R2007	27	M3SSK1-303	1SFA611283R3003	34
M3SS1-31R	1SFA611210R3101	31	M3SS5-21C	1SFA611214R2108	32	M3SSK1-304	1SFA611283R3004	34
M3SS1-31Y	1SFA611210R3103	31	M3SS5-21G	1SFA611214R2102	32	M3SSK2-101	1SFA611284R1001	34
M3SS2-10B	1SFA611211R1006	26	M3SS5-21L	1SFA611214R2104	32	M3SSK2-102	1SFA611284R1002	34
M3SS2-10R	1SFA611211R1001	26	M3SS5-21R	1SFA611214R2101	32	M3SSK2-103	1SFA611284R1003	34
M3SS2-10U	1SFA611211R1007	26	M3SS5-21Y	1SFA611214R2103	32	M3SSK2-104	1SFA611284R1004	34
M3SS2-11C	1SFA611211R1108	31	M3SS5-30B	1SFA611214R3006	27	M3SSK2-301	1SFA611284R3001	34

Index

Type classification

Type	Order code	Page	Type	Order code	Page	Type	Order code	Page
M3SSK3-101	1SFA611285R1001	34	MA6-1019	1SFA611930R1019	98	MA6-1152	1SFA611930R1152	87
M3SSK3-102	1SFA611285R1002	34	MA6-1020	1SFA611930R1020	98	MA6-1153	1SFA611930R1153	87
M3SSK3-103	1SFA611285R1003	34	MA6-1021	1SFA611930R1021	98	MA6-1170	1SFA611930R1170	87
M3SSK3-104	1SFA611285R1004	34	MA6-1022	1SFA611930R1022	98	MA6-1171	1SFA611930R1171	87
M3SSK3-301	1SFA611285R3001	34	MA6-1023	1SFA611930R1023	98	MA6-1172	1SFA611930R1172	87
M3SSK3-302	1SFA611285R3002	34	MA6-1024	1SFA611930R1024	88	MA6-1173	1SFA611930R1173	87
M3SSK3-303	1SFA611285R3003	34	MA6-1025	1SFA611930R1025	88	MA6-1174	1SFA611930R1174	87
M3SSK4-101	1SFA611286R1001	34	MA6-1026	1SFA611930R1026	88	MA6-1175	1SFA611930R1175	87
M3SSK4-102	1SFA611286R1002	34	MA6-1027	1SFA611930R1027	88	MA6-1176	1SFA611930R1176	87
M3SSK4-301	1SFA611286R3001	34	MA6-1028	1SFA611930R1028	88	MA6-1177	1SFA611930R1177	87
M3SSK4-302	1SFA611286R3002	34	MA6-1029	1SFA611930R1029	88	MA6-1178	1SFA611930R1178	87
M3SSK5-101	1SFA611287R1001	34	MA6-1032	1SFA611930R1032	97	MA6-1179	1SFA611930R1179	87
M3SSK5-103	1SFA611287R1003	34	MA6-1033	1SFA611930R1033	97	MA6-1190	1SFA611930R1190	87
M3SSK5-301	1SFA611287R3001	34	MA6-1034	1SFA611930R1034	97	MA6-1191	1SFA611930R1191	87
M3SSK6-101	1SFA611288R1001	34	MA6-1035	1SFA611930R1035	97	MA6-1192	1SFA611930R1192	87
M3SSV1-10B	1SFA611230R1006	89	MA6-1036	1SFA611930R1036	97	MA6-1193	1SFA611930R1193	87
M3SSV2-10B	1SFA611231R1006	89	MA6-1037	1SFA611930R1037	97	MA6-1194	1SFA611930R1194	87
M3SSV3-10B	1SFA611232R1006	89	MA6-1038	1SFA611930R1038	97	MA6-1210	1SFA611930R1210	97
MA16-1000	1SFA611940R1000	99	MA6-1039	1SFA611930R1039	97	MA6-1240	1SFA611930R1240	38
MA16-1001	1SFA611940R1001	99	MA6-1040	1SFA611930R1040	97	MA6-1241	1SFA611930R1241	38
MA1-8001	1SFA611920R8001	45	MA6-1041	1SFA611930R1041	97	MA6-1242	1SFA611930R1242	38
MA1-8002	1SFA611920R8002	44	MA6-1042	1SFA611930R1042	97	MA6-1252	1SFA611930R1252	35
MA1-8015	1SFA611920R8015	45	MA6-1043	1SFA611930R1043	97	MCB-01	1SFA611610R1010	41
MA1-8019	1SFA611920R8019	45	MA6-1044	1SFA611930R1044	97	MCB-01B	1SFA611610R2010	84
MA1-8052	1SFA611920R8052	44	MA6-1045	1SFA611930R1045	97	MCB-01BG	1SFA611610R2110	84
MA1-8053	1SFA611920R8053	44	MA6-1047	1SFA611930R1047	97	MCB-01G	1SFA611610R1110	41
MA1-8074	1SFA611920R8074	44	MA6-1054	1SFA611930R1054	97	MCB-02	1SFA611610R1020	41
MA1-8126	1SFA611920R8126	44	MA6-1058	1SFA611930R1058	97	MCB-02B	1SFA611610R2020	84
MA1-8128	1SFA611920R8128	44	MA6-1060	1SFA611930R1060	87	MCB-10	1SFA611610R1001	41
MA1-8129	1SFA611920R8129	84	MA6-1061	1SFA611930R1061	87	MCB-10B	1SFA611610R2001	84
MA1-8130	1SFA611920R8130	84	MA6-1062	1SFA611930R1062	87	MCB-10BG	1SFA611610R2101	84
MA1-8131	1SFA611920R8131	45	MA6-1063	1SFA611930R1063	87	MCB-10G	1SFA611610R1101	41
MA1-8136	1SFA611920R8136	84	MA6-1064	1SFA611930R1064	87	MCB-11	1SFA611610R1011	41
MA1-8137	1SFA611920R8137	38	MA6-1065	1SFA611930R1065	87	MCB-11B	1SFA611610R2011	84
MA1-8138	1SFA611920R8138	38	MA6-1070	1SFA611930R1070	97	MCB-20	1SFA611610R1002	41
MA1-8139	1SFA611920R8139	17	MA6-1071	1SFA611930R1071	97	MCB-20B	1SFA611610R2002	84
MA1-8149	1SFA611920R8149	45	MA6-1073	1SFA611930R1073	97	MCBH-00	1SFA611605R1100	41
MA1-8150	1SFA611920H8150	84	MA6-1074	1SFA611930R1074	97	MCBH5-00	1SFA611601R1100	41
MA1-8152	1SFA611920R8152	44	MA6-1075	1SFA611930R1075	97	MCBL-01	1SFA611612R1001	41
MA1-8153	1SFA611920R8153	44	MA6-1076	1SFA611930R1076	97	MCBL-10	1SFA611612R1010	41
MA5-3001	1SFA611925R3001	84	MA6-1077	1SFA611930R1077	97	MDB-2	1SFA611630R1002	45
MA5-3002	1SFA611925R3002	84	MA6-1078	1SFA611930R1078	97	MEP1-0	1SFA611811R1000	83
MA5-3003	1SFA611925R3003	84	MA6-1079	1SFA611930R1079	97	MEP2-0	1SFA611812R1000	83
MA5-3004	1SFA611925R3004	84	MA6-1080	1SFA611930R1080	97	MEP2-1001	1SFA611812R1001	90
MA5-3005	1SFA611925R3005	84	MA6-1082	1SFA611930R1082	97	MEP3-0	1SFA611813R1000	83
MA5-3006	1SFA611925R3006	84	MA6-1083	1SFA611930R1083	97	MEP4-0	1SFA611814R1000	83
MA5-3007	1SFA611925R3007	84	MA6-1084	1SFA611930R1084	97	MEP6-0	1SFA611816R1000	83
MA5-3008	1SFA611925R3008	84	MA6-1085	1SFA611930R1085	97	MEPY1-0	1SFA611821R1000	83
MA5-3009	1SFA611925R3009	84	MA6-1086	1SFA611930R1086	97	MEPY1-1035	1SFA611821R1035	90
MA5-3010	1SFA611925R3010	84	MA6-1087	1SFA611930R1087	97	MEPY1-1040	1SFA611821R1040	90
MA6-1000	1SFA611930R1000	88	MA6-1100	1SFA611930R1100	88	MEPY1-1041	1SFA611821R1041	90
MA6-1002	1SFA611930R1002	88	MA6-1101	1SFA611930R1101	88	MEPY1-1042	1SFA611821R1042	90
MA6-1003	1SFA611930R1003	88	MA6-1102	1SFA611930R1102	88	MJS10-60B	1SFA611710R6006	38
MA6-1004	1SFA611930R1004	88	MA6-1103	1SFA611930R1103	88	MJS11-40B	1SFA611711R4006	38
MA6-1005	1SFA611930R1005	88	MA6-1104	1SFA611930R1104	88	MJS11-60B	1SFA611711R6006	38
MA6-1006	1SFA611930R1006	88	MA6-1118	1SFA611930R1118	97	MJS12-40B	1SFA611712R4006	38
MA6-1007	1SFA611930R1007	88	MA6-1130	1SFA611930R1130	87	MJS12-60B	1SFA611712R6006	38
MA6-1008	1SFA611930R1008	88	MA6-1131	1SFA611930R1131	87	MJS1-40B	1SFA611701R4006	38
MA6-1009	1SFA611930R1009	88	MA6-1132	1SFA611930R1132	87	MJS1-60B	1SFA611701R6006	38
MA6-1010	1SFA611930R1010	98	MA6-1133	1SFA611930R1133	87	MJS2-40B	1SFA611702R4006	38
MA6-1011	1SFA611930R1011	98	MA6-1134	1SFA611930R1134	87	MJS2-60B	1SFA611702R6006	38
MA6-1012	1SFA611930R1012	88	MA6-1135	1SFA611930R1135	87	MJS3-40B	1SFA611703R4006	38
MA6-1013	1SFA611930R1013	88	MA6-1136	1SFA611930R1136	87	MJS3-60B	1SFA611703R6006	38
MA6-1014	1SFA611930R1014	88	MA6-1137	1SFA611930R1137	87	MJS4-40B	1SFA611704R4006	38
MA6-1015	1SFA611930R1015	88	MA6-1138	1SFA611930R1138	87	MJS4-60B	1SFA611704R6006	38
MA6-1016	1SFA611930R1016	88	MA6-1139	1SFA611930R1139	87	MJS5-40B	1SFA611705R4006	38
MA6-1017	1SFA611930R1017	98	MA6-1140	1SFA611930R1140	87	MJS5-60B	1SFA611705R6006	38
MA6-1018	1SFA611930R1018	98	MA6-1141	1SFA611930R1141	87	MJS6-40B	1SFA611706R4006	38

Index

Order code classification

Order code	Type	Page	Order code	Type	Page	Order code	Type	Page
MJS6-60B	1SFA611706R6006	38	MLBL-05BG	1SFA611621R2052	85	MP1-20B	1SFA611100R2006	13
MJS7-40B	1SFA611707R4006	38	MLBL-05BL	1SFA611621R2054	85	MP1-20C	1SFA611100R2008	13
MJS7-60B	1SFA611707R6006	38	MLBL-05BR	1SFA611621R2051	85	MP1-20G	1SFA611100R2002	13
MJS8-40B	1SFA611708R4006	38	MLBL-05BW	1SFA611621R2055	85	MP1-20L	1SFA611100R2004	13
MJS8-60B	1SFA611708R6006	38	MLBL-05BY	1SFA611621R2053	85	MP1-20R	1SFA611100R2001	13
MJS9-40B	1SFA611709R4006	38	MLBL-05G	1SFA611621R1052	42	MP1-20W	1SFA611100R2005	13
MJS9-60B	1SFA611709R6006	38	MLBL-05L	1SFA611621R1054	42	MP1-20Y	1SFA611100R2003	13
ML1-100C	1SFA611400R1008	23	MLBL-05R	1SFA611621R1051	42	MP1-21C	1SFA611100R2108	15
ML1-100G	1SFA611400R1002	23	MLBL-05W	1SFA611621R1055	42	MP1-21G	1SFA611100R2102	15
ML1-100L	1SFA611400R1004	23	MLBL-05Y	1SFA611621R1053	42	MP1-21L	1SFA611100R2104	15
ML1-100R	1SFA611400R1001	23	MLBL-06BG	1SFA611621R2062	85	MP1-21R	1SFA611100R2101	15
ML1-100W	1SFA611400R1005	23	MLBL-06BL	1SFA611621R2064	85	MP1-21W	1SFA611100R2105	15
ML1-100Y	1SFA611400R1003	23	MLBL-06BR	1SFA611621R2061	85	MP1-21Y	1SFA611100R2103	15
MLBL-00BG	1SFA611621R2002	85	MLBL-06BW	1SFA611621R2065	85	MP1-30B	1SFA611100R3006	13
MLBL-00BL	1SFA611621R2004	85	MLBL-06BY	1SFA611621R2063	85	MP1-30C	1SFA611100R3008	13
MLBL-00BR	1SFA611621R2001	85	MLBL-06G	1SFA611621R1062	42	MP1-30G	1SFA611100R3002	13
MLBL-00BW	1SFA611621R2005	85	MLBL-06L	1SFA611621R1064	42	MP1-30L	1SFA611100R3004	13
MLBL-00BY	1SFA611621R2003	85	MLBL-06R	1SFA611621R1061	42	MP1-30R	1SFA611100R3001	13
MLBL-00G	1SFA611621R1002	42	MLBL-06W	1SFA611621R1065	42	MP1-30W	1SFA611100R3005	13
MLBL-00L	1SFA611621R1004	42	MLBL-06Y	1SFA611621R1063	42	MP1-30Y	1SFA611100R3003	13
MLBL-00R	1SFA611621R1001	42	MLBL-07BG	1SFA611621R2072	86	MP1-31C	1SFA611100R3108	15
MLBL-00W	1SFA611621R1005	42	MLBL-07BL	1SFA611621R2074	86	MP1-31G	1SFA611100R3102	15
MLBL-00Y	1SFA611621R1003	42	MLBL-07BR	1SFA611621R2071	86	MP1-31L	1SFA611100R3104	15
MLBL-01BG	1SFA611621R2012	85	MLBL-07BW	1SFA611621R2075	86	MP1-31R	1SFA611100R3101	15
MLBL-01BL	1SFA611621R2014	85	MLBL-07BY	1SFA611621R2073	86	MP1-31W	1SFA611100R3105	15
MLBL-01BR	1SFA611621R2011	85	MLBL-07G	1SFA611621R1072	43	MP1-31Y	1SFA611100R3103	15
MLBL-01BW	1SFA611621R2015	85	MLBL-07L	1SFA611621R1074	43	MP2-10B	1SFA611101R1006	13
MLBL-01BY	1SFA611621R2013	85	MLBL-07R	1SFA611621R1071	43	MP2-10C	1SFA611101R1008	13
MLBL-01G	1SFA611621R1012	42	MLBL-07W	1SFA611621R1075	43	MP2-10G	1SFA611101R1002	13
MLBL-01L	1SFA611621R1014	42	MLBL-07Y	1SFA611621R1073	43	MP2-10L	1SFA611101R1004	13
MLBL-01R	1SFA611621R1011	42	MLBL-08BG	1SFA611621R2082	86	MP2-10R	1SFA611101R1001	13
MLBL-01W	1SFA611621R1015	42	MLBL-08BL	1SFA611621R2084	86	MP2-10W	1SFA611101R1005	13
MLBL-01Y	1SFA611621R1013	42	MLBL-08BR	1SFA611621R2081	86	MP2-10Y	1SFA611101R1003	13
MLBL-02BG	1SFA611621R2022	85	MLBL-08BW	1SFA611621R2085	86	MP2-11C	1SFA611101R1108	15
MLBL-02BL	1SFA611621R2024	85	MLBL-08BY	1SFA611621R2083	86	MP2-11G	1SFA611101R1102	15
MLBL-02BR	1SFA611621R2021	85	MLBL-08G	1SFA611621R1082	43	MP2-11L	1SFA611101R1104	15
MLBL-02BW	1SFA611621R2025	85	MLBL-08L	1SFA611621R1084	43	MP2-11R	1SFA611101R1101	15
MLBL-02BY	1SFA611621R2023	85	MLBL-08R	1SFA611621R1081	43	MP2-11W	1SFA611101R1105	15
MLBL-02G	1SFA611621R1022	42	MLBL-08W	1SFA611621R1085	43	MP2-11Y	1SFA611101R1103	15
MLBL-02L	1SFA611621R1024	42	MLBL-08Y	1SFA611621R1083	43	MP2-20B	1SFA611101R2006	13
MLBL-02R	1SFA611621R1021	42	MLBL-09BG	1SFA611621R2092	86	MP2-20G	1SFA611101R2002	13
MLBL-02W	1SFA611621R1025	42	MLBL-09BL	1SFA611621R2094	86	MP2-20L	1SFA611101R2004	13
MLBL-02Y	1SFA611621R1023	42	MLBL-09BR	1SFA611621R2091	86	MP2-20R	1SFA611101R2001	13
MLBL-03BG	1SFA611621R2032	85	MLBL-09BW	1SFA611621R2095	86	MP2-20W	1SFA611101R2005	13
MLBL-03BL	1SFA611621R2034	85	MLBL-09BY	1SFA611621R2093	86	MP2-21G	1SFA611101R2102	15
MLBL-03BR	1SFA611621R2031	85	MLBL-09G	1SFA611621R1092	43	MP2-21L	1SFA611101R2104	15
MLBL-03BW	1SFA611621R2035	85	MLBL-09L	1SFA611621R1094	43	MP2-21R	1SFA611101R2101	15
MLBL-03BY	1SFA611621R2033	85	MLBL-09R	1SFA611621R1091	43	MP2-21W	1SFA611101R2105	15
MLBL-03G	1SFA611621R1032	42	MLBL-09W	1SFA611621R1095	43	MP2-21Y	1SFA611101R2103	15
MLBL-03L	1SFA611621R1034	42	MLBL-09Y	1SFA611621R1093	43	MP2-30B	1SFA611101R3006	13
MLBL-03R	1SFA611621R1031	42	MLBL-99G	1SFA611621R1992	43	MP2-30G	1SFA611101R3002	13
MLBL-03W	1SFA611621R1035	42	MLBL-99L	1SFA611621R1994	43	MP2-30L	1SFA611101R3004	13
MLBL-03Y	1SFA611621R1033	42	MLBL-99R	1SFA611621R1991	43	MP2-30R	1SFA611101R3001	13
MLBL-04AG	1SFA611621R3042	42	MLBL-99W	1SFA611621R1995	43	MP2-30Y	1SFA611101R3003	13
MLBL-04AL	1SFA611621R3044	42	MLBL-99Y	1SFA611621R1993	43	MP2-31C	1SFA611101R3108	15
MLBL-04AR	1SFA611621R3041	42	MP1-10B	1SFA611100R1006	13	MP2-31G	1SFA611101R3102	15
MLBL-04AW	1SFA611621R3045	42	MP1-10C	1SFA611100R1008	13	MP2-31L	1SFA611101R3104	15
MLBL-04AY	1SFA611621R3043	42	MP1-10G	1SFA611100R1002	13	MP2-31R	1SFA611101R3101	15
MLBL-04BG	1SFA611621R2042	85	MP1-10L	1SFA611100R1004	13	MP2-31W	1SFA611101R3105	15
MLBL-04BL	1SFA611621R2044	85	MP1-10R	1SFA611100R1001	13	MP2-31Y	1SFA611101R3103	15
MLBL-04BR	1SFA611621R2041	85	MP1-10W	1SFA611100R1005	13	MP3-10B	1SFA611102R1006	14
MLBL-04BW	1SFA611621R2045	85	MP1-10Y	1SFA611100R1003	13	MP3-10C	1SFA611102R1008	14
MLBL-04BY	1SFA611621R2043	85	MP1-11C	1SFA611100R1108	15	MP3-10G	1SFA611102R1002	14
MLBL-04G	1SFA611621R1042	42	MP1-11G	1SFA611100R1102	15	MP3-10L	1SFA611102R1004	14
MLBL-04L	1SFA611621R1044	42	MP1-11L	1SFA611100R1104	15	MP3-10R	1SFA611102R1001	14
MLBL-04R	1SFA611621R1041	42	MP1-11R	1SFA611100R1101	15	MP3-10W	1SFA611102R1005	14
MLBL-04W	1SFA611621R1045	42	MP1-11W	1SFA611100R1105	15	MP3-10Y	1SFA611102R1003	14
MLBL-04Y	1SFA611621R1043	42	MP1-11Y	1SFA611100R1103	15	MP3-11C	1SFA611102R1108	16

Index

Order code classification

Order code	Type	Page	Order code	Type	Page	Order code	Type	Page
MP3-11G	1SFA611102R1102	16	MPD12-11Y	1SFA611141R1103	19	MPEP4-10B	1SFA6111524R1006	22
MP3-11L	1SFA611102R1104	16	MPD13-11B	1SFA611142R1106	17	MPEP4-10R	1SFA6111524R1001	21
MP3-11R	1SFA611102R1101	16	MPD13-11C	1SFA611142R1108	19	MPET3-10B	1SFA6111520R1006	22
MP3-11W	1SFA611102R1105	16	MPD13-11G	1SFA611142R1102	19	MPET3-10R	1SFA6111520R1001	21
MP3-20B	1SFA611102R2006	14	MPD13-11R	1SFA611142R1101	19	MPET4-10B	1SFA6111523R1006	22
MP3-20G	1SFA611102R2002	14	MPD13-11Y	1SFA611142R1103	19	MPET4-10R	1SFA6111523R1001	21
MP3-20L	1SFA611102R2004	14	MPD14-11B	1SFA611143R1106	17	MPM1-10B	1SFA611124R1006	20
MP3-20R	1SFA611102R2001	14	MPD14-11C	1SFA611143R1108	19	MPM1-10G	1SFA611124R1002	20
MP3-20W	1SFA611102R2005	14	MPD14-11G	1SFA611143R1102	19	MPM1-10R	1SFA611124R1001	20
MP3-20Y	1SFA611102R2003	14	MPD14-11R	1SFA611143R1101	19	MPM1-10Y	1SFA611124R1003	20
MP3-21C	1SFA611102R2108	16	MPD14-11Y	1SFA611143R1103	19	MPM1-11G	1SFA611124R1102	20
MP3-21G	1SFA611102R2102	16	MPD15-11B	1SFA611144R1106	17	MPM1-11R	1SFA611124R1101	20
MP3-21L	1SFA611102R2104	16	MPD15-11C	1SFA611144R1108	19	MPM1-11Y	1SFA611124R1103	20
MP3-21R	1SFA611102R2101	16	MPD15-11G	1SFA611144R1102	19	MPM2-10B	1SFA611125R1006	20
MP3-21W	1SFA611102R2105	16	MPD15-11R	1SFA611144R1101	19	MPM2-10R	1SFA611125R1001	20
MP3-21Y	1SFA611102R2103	16	MPD15-11Y	1SFA611144R1103	19	MPM2-10Y	1SFA611125R1003	20
MP3-30B	1SFA611102R3006	14	MPD16-11B	1SFA611145R1106	17	MPM2-11R	1SFA611125R1101	20
MP3-30C	1SFA611102R3008	14	MPD16-11C	1SFA611145R1108	19	MPM2-11Y	1SFA611125R1103	20
MP3-30G	1SFA611102R3002	14	MPD16-11G	1SFA611145R1102	19	MPMP3-11R	1SFA611151R1101	21
MP3-30L	1SFA611102R3004	14	MPD16-11R	1SFA611145R1101	19	MPMP4-10R	1SFA6111514R1001	21
MP3-30R	1SFA611102R3001	14	MPD16-11Y	1SFA611145R1103	19	MPMP4-11R	1SFA6111514R1101	21
MP3-30W	1SFA611102R3005	14	MPD17-11B	1SFA611146R1106	17	MPMT3-11R	1SFA6111510R1101	21
MP3-30Y	1SFA611102R3003	14	MPD17-11C	1SFA611146R1108	19	MPMT4-10R	1SFA6111513R1001	21
MP3-31C	1SFA611102R3108	16	MPD17-11G	1SFA611146R1102	19	MPMT4-11R	1SFA6111513R1101	21
MP3-31G	1SFA611102R3102	16	MPD17-11Y	1SFA611146R1103	19	MT-105B	1SFA6111410R1056	35
MP3-31L	1SFA611102R3104	16	MPD18-11B	1SFA611147R1106	17	MT-110B	1SFA6111410R1106	35
MP3-31R	1SFA611102R3101	16	MPD19-11B	1SFA611148R1106	17	MT-150B	1SFA6111410R1506	35
MP3-31W	1SFA611102R3105	16	MPD19-11C	1SFA611148R1108	19	MT-1B	1SFA6111410R1006	35
MP3-31Y	1SFA611102R3103	16	MPD19-11G	1SFA611148R1102	19	MT-205B	1SFA6111410R2056	35
MP4-10B	1SFA611103R1006	14	MPD2-11B	1SFA611131R1106	17	MT-210B	1SFA6111410R2106	35
MP4-10C	1SFA611103R1008	14	MPD2-11C	1SFA611131R1108	18	MT-250B	1SFA6111410R2506	35
MP4-10G	1SFA611103R1002	14	MPD2-11G	1SFA611131R1102	18	MT-2B	1SFA6111410R2006	35
MP4-10L	1SFA611103R1004	14	MPD2-11R	1SFA611131R1101	18	MT-305B	1SFA6111410R3056	35
MP4-10R	1SFA611103R1001	14	MPD2-11Y	1SFA611131R1103	18	MT-310B	1SFA6111410R3106	35
MP4-10W	1SFA611103R1005	14	MPD3-11B	1SFA611132R1106	17	MT-350B	1SFA6111410R3506	35
MP4-10Y	1SFA611103R1003	14	MPD3-11C	1SFA611132R1108	18	MT-3B	1SFA6111410R3006	35
MP4-11C	1SFA611103R1108	16	MPD3-11G	1SFA611132R1102	18	MTS1-10B	1SFA6111300R1006	39
MP4-11G	1SFA611103R1102	16	MPD3-11R	1SFA611132R1101	18	MTS1-20B	1SFA6111300R2006	39
MP4-11L	1SFA611103R1104	16	MPD3-11Y	1SFA611132R1103	18	MTS1-30B	1SFA6111300R3006	39
MP4-11R	1SFA611103R1101	16	MPD4-11B	1SFA611133R1106	17	MTS2-10B	1SFA6111301R1006	39
MP4-11W	1SFA611103R1105	16	MPD4-11C	1SFA611133R1108	18	MTS2-20B	1SFA6111301R2006	39
MP4-11Y	1SFA611103R1103	16	MPD4-11G	1SFA611133R1102	18	MTS2-30B	1SFA6111301R3006	39
MP4-20G	1SFA611103R2002	14	MPD4-11R	1SFA611133R1101	18	MTS3-10B	1SFA6111302R1006	39
MP4-20L	1SFA611103R2004	14	MPD4-11Y	1SFA611133R1103	18	MTS3-20B	1SFA6111302R2006	39
MP4-20R	1SFA611103R2001	14	MPD5-11B	1SFA611134R1106	17	MTS3-30B	1SFA6111302R3006	39
MP4-20Y	1SFA611103R2003	14	MPD5-11C	1SFA611134R1108	18			
MP4-21C	1SFA611103R2108	16	MPD5-11G	1SFA611134R1102	18			
MP4-21G	1SFA611103R2102	16	MPD5-11R	1SFA611134R1101	18			
MP4-21L	1SFA611103R2104	16	MPD5-11Y	1SFA611134R1103	18			
MP4-21R	1SFA611103R2101	16	MPD6-11B	1SFA611135R1106	17			
MP4-21W	1SFA611103R2105	16	MPD6-11C	1SFA611135R1108	18			
MP4-21Y	1SFA611103R2103	16	MPD6-11G	1SFA611135R1102	18			
MP4-30B	1SFA611103R3006	14	MPD7-11B	1SFA611136R1106	17			
MP4-30G	1SFA611103R3002	14	MPD7-11G	1SFA611136R1102	18			
MP4-31C	1SFA611103R3108	16	MPD8-11B	1SFA611137R1106	17			
MP4-31G	1SFA611103R3102	16	MPD8-11C	1SFA611137R1108	18			
MP4-31L	1SFA611103R3104	16	MPD8-11G	1SFA611137R1102	18			
MP4-31R	1SFA611103R3101	16	MPD9-11B	1SFA611138R1106	17			
MPD1-11B	1SFA611130R1106	17	MPEK3-11B	1SFA611522R1106	22			
MPD1-11C	1SFA611130R1108	18	MPEK3-11R	1SFA611522R1101	21			
MPD1-11G	1SFA611130R1102	18	MPEK3-12R	1SFA611522R1201	21			
MPD1-11R	1SFA611130R1101	18	MPEK3-13R	1SFA611522R1301	21			
MPD1-11Y	1SFA611130R1103	18	MPEK4-11B	1SFA611525R1106	22			
MPD12-11B	1SFA611141R1106	17	MPEK4-11R	1SFA611525R1101	21			
MPD12-11C	1SFA611141R1108	19	MPEK4-12R	1SFA611525R1201	21			
MPD12-11G	1SFA611141R1102	19	MPEK4-13R	1SFA611525R1301	21			
MPD12-11R	1SFA611141R1101	19	MPEP3-10B	1SFA611521R1006	22			
			MPEP3-10R	1SFA611521R1001	21			


Marketing materials

Videos

Watch our videos to learn more about our product range



ABB Pilot devices manufacturing



Modular range assembly



IPX6 water spray test



IPX7 submersion test



Web

<http://new.abb.com/low-voltage/products/pilot-devices>

Customer cases



EA Elautomation Europe



Duztech Sweden



LED Controls Great Britain



Catalogs

Find our catalogs on the web



Complete offering
Catalog number: 1SFC151007C0201



Core offering
Catalog number: 1SFC151006C0201



Data sheet

For direct product details information, use product type or order code

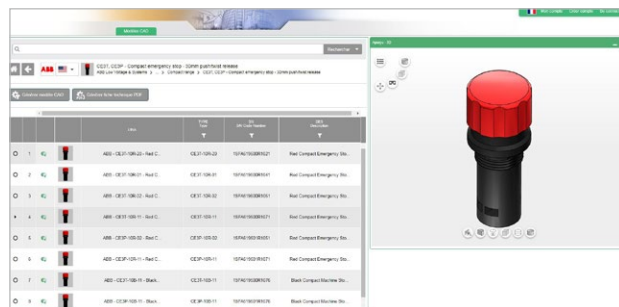


<http://new.abb.com/products/> **product type or order code**

Ex: <http://new.abb.com/products/ML1-100R>
<http://new.abb.com/products/1SFA611400R1001>

3D models

Download and view our products in 2D or 3D (STEP, IGES, ...) with Cadenas 3D-models



<http://abb-control-products.partcommunity.com/3d-cad-models/>



ABB AB

Electrification Products Division

Low Voltage Products and Systems

Protection & Connection

Motorgränd 20

SE-721 61 Västerås / Sweden

You can find the address of your local sales organisation on the ABB home page.



<http://new.abb.com/low-voltage/products/pilot-devices>



<http://www.abb.com/lowvoltage>

We reserve the right to make technical changes or modify the contents of this document without prior notice. ABB does not accept any responsibility whatsoever for potential errors or possible lack of information in this document.

We reserve all rights in this document and in the subject matter and illustrations contained therein. Any reproduction, disclosure to third parties or utilization of its contents – in whole or in parts – is forbidden without prior written consent of ABB.

Copyright© 2018 ABB - All rights reserved