Fittings

INSTALLATION COMPONENTS

CI319 Face Plate Extension – for thick walls

CF328 Plaster Guard – for use with 329 Mounting Plate Existing Home Inlet Kit

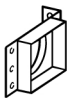

CF361 Mounting Bracket with plaster guard

CF363 90˚ Flanged Ell – special for 3" walls

CF366 Straight Flange

CF369 45˚ Street Ell

376UL 100' Wire 18/2
376500UL 500' Wire 18/2

379 Solvent Cement

CF382S 90˚ Sweep Ell for use with Model 329 only for narrow walls

CF384 3-Way Ell

CF387 45˚ Wye

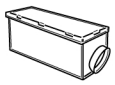

392 Optional Muffler – reduces noise of currently installed power units

397 Wall Inlet Frame

CI324 2" Hose Clamp

CF329 Inlet Mounting Plate

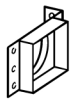

CF361F Mounting Bracket with flanged spigot to assemble to any 382 series elbow

CF364 Flanged Tee

CF367 Flexible Tubing – 2" ID. x 36" vinyl over steel wire, interwoven with nylon cord, can be cut to any length

CF375 Utility Inlet – mounts on any flanged fitting; provides low-voltage contacts. Mounting box included.

CF377 90˚ Sweep Ell-long

CF380 Pipe Support with wire clip

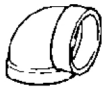

CF382XS Short 90˚ Ell for installing VacPan™ where height is limited

CF385 45˚ Ell

CF388 Stop Coupling

393 Metal Wall Cap – terminates exhaust discharge tube to outside

CI398 Blank Cover Plate w/screws
CI398IV (Ivory), CI398WH (White)

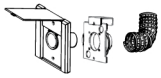

326N Existing Home Inlet Kit

CI330 Exhaust Vent

CF362 90˚ Flanged Ell – standard

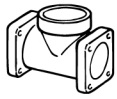

CF365 Double-Flanged Tee

CF368 90˚ Street Ell

376 100' Wire 18/2
376500 500' Wire 18/2

378 Nail Plate

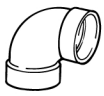

CF382 90˚ Sweep Ell

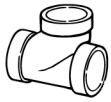

CF383 90˚ Tee

CF386 30˚ Ell

CF389 End Cap

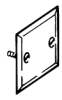

394 Blank Cover Plate – white; used in place of wall inlet in speculative rough-in installations

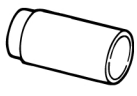

399 Extension Sleeve for floor or thick wall installations

METAL COMPONENTS – Zinc-coated/plated carbon steel for use in fire-walls to comply with fire codes.

300MTL Metal Tubing – 2" OD x 8', can be cut to size

301MTL 90˚ Ell – Metal

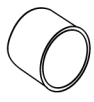

302MTL Slip Coupling

CI3303RK Rough In – for 3-inlet installation includes:

- 3 – Mounting Brackets
- 3 – Plaster Guards
- 6 – Screws for Plaster Guard
- 3 – 90˚ Elbows
- 1 – 90˚ Street Ell
- 1 – 45˚ Street Ell
- 6 – Nail Guards
- 6 – 90˚ Sweep Ells
- 2 – 45˚ Ells
- 3 – 90˚ Tee Wyes
- 6 – Stop Couplings
- 1 – Solvent Cement
- 1 – 1001 18/2 UL Wire

CI3301RK Rough In – for 1-inlet installation includes:

- 1 – Mounting Bracket
- 1 – Plaster Guard
- 2 – Screws for Plaster Guard
- 1 – 90˚ Elbow
- 1 – 90˚ Street Ell
- 1 – 45˚ Street Ell
- 2 – Nail Guards
- 2 – 90˚ Sweep Ells
- 1 – 45˚ Ell
- 1 – 90˚ Tee Wye
- 2 – Stop Couplings

NuTone® PVC fittings are manufactured in accordance with ASTMF2158.