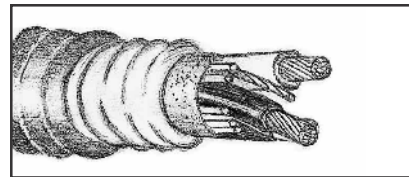


Little Rock **Virginia Beach**
800-945-5542 **757-361-0207**

Baton Rouge **Las Vegas**
888-754-5707 **702-696-0001**

Houston **Kentucky**
888-388-6280 **859-727-6100**



INTERLOCKED ARMOR UL Type MC (VW-1) 600 Volt CT Rated 90°C

Application: Type MC Cable is a general purpose cable that may be used in pulp and paper, mining, petroleum, and chemical industries as well as commercial buildings and is suitable for installation aerially or in metal rack, tray, trough, cable trays, or direct burial. This cable is rated 90°C in dry locations and 75°C in wet locations and meets the requirements of OSHA when installed per NEC. This cable may be used in NEC Class I and II, Division 2 and Class III, Division 1 applications at maximum conductor temperature of 90°C in wet or dry locations, in circuits not exceeding 600 volts.

Specifications: • **Conductors:** Soft bare annealed copper per ASTM B-3, Class B stranding per ASTM B-8.

• **Insulation:** Cross-linked polyethylene (XLPE) per ICEA Standards S-66-524 and Type XHHW per UL Standard 44.

• **Grounding Conductor:** When specified, will comply with UL 1569 requirements and NEC Article 250-95.

• The conductors are cabled with a suitable left hand lay with ground conductors when required, and the assembly bound with a cable binding tape. Fillers are used in all cables. • **Armor:** A positively interlocking armor of aluminum or galvanized steel will be over the cabled assembly and all armoring will be in accordance with ICEA and UL standards. • **Protective Jacket:** An extruded, black polyvinylchloride (PVC) jacket is applied over the interlocked armor following the corrugations of the armor and adhering tightly thereto per ICEA. Jacket is sunlight resistant and meets the requirements of IEEE 383, 70,000 BTU vertical tray flame test, 210,000 BTU available upon request

1-800-945-5542

Little Rock
800-945-5542

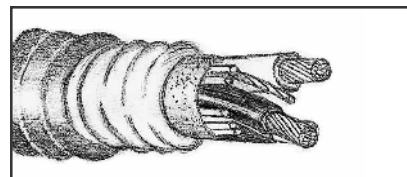
Virginia Beach
757-361-0207

Baton Rouge
888-754-5707

Las Vegas
702-696-0001

Houston
888-388-6280

Kentucky
859-727-6100



INTERLOCKED ARMOR UL Type MC (VW-1) 600 Volt CT Rated 90°C

Catalog No.	Size AWG	No. of Conductors	Insulation Thickness	Ground Wire Size AWG	Armor Diameter	Jacket Thickness	Jacket Diameter	Net Weight
P01P2	14	2	.030"	14	.500"	.050"	.610"	176 lbs/mft
P02P2	14	3	.030"	14	.520"	.050"	.630"	185 lbs/mft
P03P2	14	4	.030"	14	.560"	.050"	.670"	210 lbs/mft
P04P2	14	5	.030"	14	.600"	.050"	.710"	270 lbs/mft
P05P2	14	7	.030"	14	.650"	.050"	.760"	320 lbs/mft
P06P2	14	9	.030"	14	.730"	.050"	.840"	388 lbs/mft
P07P2	14	10	.030"	14	.770"	.050"	.880"	410 lbs/mft
P08P2	14	12	.030"	14	.800"	.050"	.910"	460 lbs/mft
P09P2	14	15	.030"	14	.840"	.050"	.950"	550 lbs/mft
P10P2	14	19	.030"	14	.920"	.050"	1.060"	660 lbs/mft
P11P2	14	25	.030"	14	1.060"	.050"	1.170"	877 lbs/mft
P12P2	14	37	.030"	14	1.210"	.050"	1.320"	1200 lbs/mft
P13P2	12	2	.030"	12	.540"	.050"	.650"	185 lbs/mft
P14P2	12	3	.030"	12	.580"	.050"	.690"	215 lbs/mft
P15P2	12	4	.030"	12	.620"	.050"	.730"	295 lbs/mft
P16P2	12	5	.030"	12	.650"	.050"	.760"	325 lbs/mft
P17P2	12	7	.030"	12	.720"	.050"	.830"	400 lbs/mft
P18P2	12	9	.030"	12	.790"	.050"	.900"	460 lbs/mft
P19P2	12	10	.030"	12	.840"	.050"	.950"	560 lbs/mft
P20P2	12	12	.030"	12	.890"	.050"	1.000"	615 lbs/mft
P21P2	12	15	.030"	12	.930"	.050"	1.040"	680 lbs/mft
P22P2	12	19	.030"	12	1.050"	.050"	1.160"	900 lbs/mft
P23P2	12	25	.030"	12	1.170"	.050"	1.280"	1200 lbs/mft
P24P2	12	37	.030"	12	1.350"	.050"	1.465"	1450 lbs/mft

* Shipping Tolerances +/- 10%

** Also available in Galvanized Steel Armor

** Ground Wires are optional

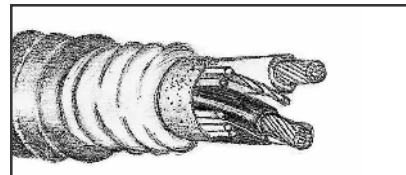
1-800-945-5542

© Priority Wire & Cable, Inc. Little Rock, AR, 2003 PWC02/2003

Little Rock **Virginia Beach**
800-945-5542 **757-361-0207**

Baton Rouge **Las Vegas**
888-754-5707 **702-696-0001**

Houston **Kentucky**
888-388-6280 **859-727-6100**



INTERLOCKED ARMOR UL Type MC (VW-1) 600 Volt CT Rated 90°C

Catalog No.	Size AWG	No. of Conductors	Insulation Thickness	Ground Wire Size AWG	Armor Diameter	Jacket Thickness	Jacket Diameter	Net Weight
P01P3	10	2	.030"	12	.590"	.050"	.700"	230 lbs/mft
P02P3	10	3	.030"	12	.610"	.050"	.720"	300 lbs/mft
P03P3	10	4	.030"	12	.680"	.050"	.790"	345 lbs/mft
P04P3	10	5	.030"	10	.720"	.050"	.830"	450 lbs/mft
P05P3	10	7	.030"	10	.780"	.050"	.890"	560 lbs/mft
P06P3	10	9	.030"	10	.880"	.050"	.990"	640 lbs/mft
P07P3	10	12	.030"	10	1.020"	.050"	1.130"	880 lbs/mft
P08P3	10	15	.030"	10	1.070"	.050"	1.180"	965 lbs/mft
P09P3	10	19	.030"	10	1.160"	.050"	1.270"	1300 lbs/mft
P10P3	10	25	.030"	10	1.310"	.050"	1.420"	1500 lbs/mft
P11P3	10	37	.030"	10	1.520"	.050"	1.639"	2450 lbs/mft

* Shipping Tolerances +/- 10%

** Also available in Galvanized Steel Armor

** Ground Wires are optional

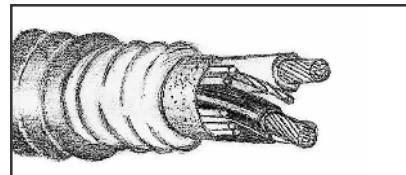
1-800-945-5542

© Priority Wire & Cable, Inc. Little Rock, AR, 2003 PWC02/2003

Little Rock **Virginia Beach**
800-945-5542 **757-361-0207**

Baton Rouge **Las Vegas**
888-754-5707 **702-696-0001**

Houston **Kentucky**
888-388-6280 **859-727-6100**



INTERLOCKED ARMOR UL Type MC (VW-1) 600 Volt CT Rated 90°C

Catalog No.	Size AWG	No. of Conductors	Insulation Thickness	Ground Wire Size AWG	Armor Diameter	Jacket Thickness	Jacket Diameter	Net Weight
P01P4	8	3	.045"	10	.750"	.050"	.860"	600 lbs/mft
P02P4	8	4	.045"	2 # 12	.810"	.050"	.920"	660 lbs/mft
P03P4	6	3	.045"	8	.830"	.050"	.940"	810 lbs/mft
P04P4	6	4	.045"	2 # 10	.910"	.050"	1.020"	900 lbs/mft
P05P4	4	3	.045"	8	.930"	.050"	1.040"	1000 lbs/mft
P06P4	4	4	.045"	2 # 10	1.040"	.050"	1.150"	1120 lbs/mft
P07P4	2	3	.045"	6	1.080"	.050"	1.190"	1265 lbs/mft
P08P4	2	4	.045"	2 # 9	1.180"	.050"	1.290"	1550 lbs/mft
P09P4	1	3	.055"	6	1.210"	.050"	1.320"	1520 lbs/mft
P10P4	1	4	.055"	2 # 9	1.330"	.050"	1.440"	1880 lbs/mft
P11P4	1/0	3	.055"	6	1.310"	.050"	1.420"	1780 lbs/mft
P12P4	1/0	4	.055"	2 # 9	1.430"	.050"	1.540"	2235 lbs/mft

* Shipping Tolerances +/- 10%

** Also available in Galvanized Steel Armor

** Ground Wires are optional

1-800-945-5542

© Priority Wire & Cable, Inc. Little Rock, AR, 2003 PWC02/2003

Little Rock
800-945-5542

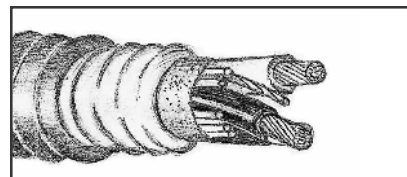
Virginia Beach
757-361-0207

Baton Rouge
888-754-5707

Las Vegas
702-696-0001

Houston
888-388-6280

Kentucky
859-727-6100



INTERLOCKED ARMOR UL Type MC (VW-1) 600 Volt CT Rated 90°C

Catalog No.	Size AWG	No. of Conductors	Insulation Thickness	Ground Wire Size AWG	Armor Diameter	Jacket Thickness	Jacket Diameter	Net Weight
P01P5	2/0	3	.055"	6	1.390"	.050"	1.500"	2110 lbs/mft
P02P5	2/0	4	.055"	2 # 9	1.530"	.050"	1.640"	2690 lbs/mft
P03P5	3/0	3	.055"	4	1.500"	.050"	1.610"	2625 lbs/mft
P04P5	3/0	4	.055"	2 # 7	1.660"	.050"	1.790"	3285 lbs/mft
P05P5	4/0	3	.055"	4	1.620"	.060"	1.750"	3130 lbs/mft
P06P5	4/0	4	.055"	2 # 7	1.820"	.060"	2.050"	4075 lbs/mft
P07P5	250	3	.065"	4	1.800"	.060"	1.930"	3760 lbs/mft
P08P5	250	4	.065"	2 # 7	1.990"	.060"	2.120"	4745 lbs/mft
P09P5	350	3	.065"	3	2.020"	.060"	2.150"	4920 lbs/mft
P10P5	350	4	.065"	2 # 6	2.240"	.060"	2.370"	6220 lbs/mft
P11P5	500	3	.065"	2	2.310"	.075"	2.460"	6795 lbs/mft
P12P5	500	4	.065"	2 # 5	2.560"	.075"	2.720"	8625 lbs/mft
P13P5	750	3	.080"	1	2.770"	.075"	2.930"	9690 lbs/mft
P14P5	750	4	.080"	2 # 4	3.070"	.075"	3.240"	12440 lbs/mft
P15P5	1000	3	.080"	1/0	3.090"	.085"	3.260"	12400 lbs/mft
P16P5	1000	4	.080"	2 # 2	3.430"	.085"	3.600"	15975 lbs/mft

* Shipping Tolerances +/- 10%

** Also available in Galvanized Steel Armor

** Ground Wires are optional

1-800-945-5542

© Priority Wire & Cable, Inc. Little Rock, AR, 2003 PWC02/2003