

Conduit Bodies

Conduit Bodies, Covers and Gaskets

Application

- Junction for branch conduits — “A” Series bodies for Rigid and IMC conduit maintain a weather-resistant conduit system when used with covers and gaskets
- “B” Series bodies for thin wall conduit (EMT) saves cost of connector and labor in indoor applications
- Spacious, accessible wiring chamber provides a convenient location to pull conductors and make splices
- Aluminum conduit bodies can be used with rigid metal conduit — NEC® 342 and 344, and Steel EMT, NEC® 358

Features/Benefits

- Copper-free* aluminum provides increased corrosion resistance
- Precision-cast and machined surfaces permit safer wire pulling
- Clean cover edges provide good gasket sealing
- Precision NPT threaded and set screw hubs enable trouble-free field installation for rigid, IMC or EMT conduit
- Retained deep-slotted stainless steel cover screws for faster installation
- Clear UL, CSA and cubic-content markings speed approval by inspectors

Standard Finish:

Conduit bodies and die-cast covers: powder coated

Stamped covers: Natural

Standard Materials:

Conduit Bodies: Die-cast aluminum alloy A360 with less than .004% copper content (copper-free)

Covers: (CV Series) Die-cast aluminum alloy A360 with less than .004% copper content (copper-free), and stainless steel screws

Covers: (SCV Series) Stamped aluminum alloy with less than .004% copper content (copper-free), and stainless steel screws

Gaskets: (GKN Series) Neoprene

Gaskets: (GKV Series) Composition

Compliances:

UL® Listed

CSA Certified

Federal Spec. W-C-586

NEC® Article 314.28

Sample Specifications:

Conduit bodies shall be die-cast copper-free* aluminum alloy A360. All conduit stops shall be free of rough edges. Conduit bodies shall be finished with powder-coated paint. Conduit bodies shall be Red•Dot® Catalog No.

**Less than .004% copper content*


NEC and National Electrical Code are registered trademarks of the National Fire Protection Association, Inc.



Conduit Bodies, Covers and Gaskets — A Series

C Style

- Fittings, covers and gaskets are interchangeable with those produced by other leading manufacturers
- Finish: Powder-coated urethane



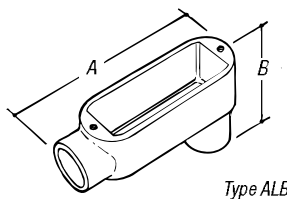
CAT. NO.	TRADE SIZE (IN.)	A (IN.)	B (IN.)	STD. CTN.	CAT. NO.	HUB SIZE (IN.)	STD. CTN.
AC-1-RD	1/2	3/8	1 3/64	50	D-PAK® *		
AC-2-RD	3/4	4/8	1 1/32	50	DAC-1-CG	1/2	12
AC-3	1	5/8	1 1/4	25	DAC-2-CG	3/4	15
AC-4-RD	1 1/4	7/4	2 1/2	10	DAC-3-CG	1	8
AC-5	1 1/2	7 1/4	2 3/8	10	DAC-4-CG	1 1/4	6
AC-6-RD	2	9 1/2	3 1/2	5	DAC-5-CG	1 1/2	5
AC-7*	2 1/2	12 1/4	4 1/2	1	DAC-6-CG	2	2
AC-8*	3	12 1/4	4 1/2	1	DAC-7-CG	2 1/2	2
AC-9*	3 1/2	15	5 1/2	1	DAC-8-CG	3	2
AC-10-RD*	4	15	5 1/2	1	DAC-9-CG	3 1/2	2
					DAC-10-CG	4	2

*Shipped with cover. Price includes cost of cover and body.
UL File No. E-28688.*

Conduit Bodies

Conduit Bodies, Covers and Gaskets — A Series (continued)

LB Style



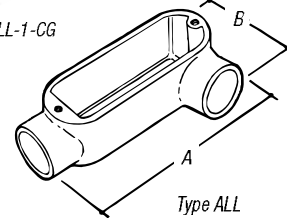

CAT. NO.	TRADE SIZE (IN.)	A (IN.)	B (IN.)	STD. CTN.
ALB-1	1/2	3 3/8	2 1/16	50
ALB-2	3/4	4 3/8	2 1/16	50
ALB-3	1	5 3/8	2 1/4	25
ALB-4	1 1/4	7 1/4	3 3/16	10
ALB-5	1 1/2	7 1/4	3 13/16	10
ALB-6	2	9 1/2	4 1/2	5
ALB-7*	2 1/2	12 1/4	5 1/4	1
ALB-8*	3	12 1/4	5 5/8	1
ALB-9*	3 1/2	15	6 13/16	1
ALB-10*	4	15	6 13/16	1

CAT. NO.	HUB SIZE (IN.)	STD. CTN.
D-PAK® *		
DALB-1-CG	1/2	25
DALB-2-CG	3/4	16
DALB-3-CG	1	6
DALB-4-CG	1 1/4	5
DALB-5-C	1 1/2	5
DALB-6-CG	2	2
DALB-7-CG	2 1/2	2
DALB-8-CG	3	2
DALB-9-CG	3 1/2	2
DALB-10-CG	4	2

* Shipped with cover. Price includes cost of cover and body.
UL File No. E-28688.

LL Style

- Die-cast copper-free aluminum construction
- Provide access for pulling, splicing and maintenance
- For rigid conduit/IMC applications
- UL Listed



CAT. NO.	TRADE SIZE (IN.)	A (IN.)	B (IN.)	STD. CTN.
ALL-1	1/2	3 3/8	2	50
ALL-2	3/4	4 3/8	2 15/16	50
ALL-3	1	5 3/8	2 1/2	25
ALL-4	1 1/4	7 1/4	3 3/8	10
ALL-5	1 1/2	7 1/4	3 3/8	10
ALL-6	2	9 1/2	3 13/16	5
ALL-7*	2 1/2	12 1/4	5 1/2	1
ALL-8*	3	12 1/4	5 1/2	1
ALL-9*	3 1/2	15	6 1/2	1
ALL-10*	4	15	6 1/2	1

CAT. NO.	HUB SIZE (IN.)	STD. CTN.
D-PAK® *		
DALL-1-CG	1/2	12
DALL-2-CG	3/4	15
DALL-3-CG	1	5
DALL-4-CG	1 1/4	4
DALL-5-CG	1 1/2	5
DALL-6-CG	2	2
DALL-7-CG	2 1/2	2
DALL-8-CG	3	2
DALL-9-CG	3 1/2	2
DALL-10-CG	4	2

* Shipped with cover. Price includes cost of cover and body.
UL File No. E-28688

Conduit Bodies

Conduit Bodies, Covers and Gaskets — A Series (continued)

LR Style


- Die-cast copper-free aluminum construction
- Provide access for pulling, splicing and maintenance
- For rigid conduit/IMC applications
- Fittings, covers and gaskets are interchangeable with those produced by other leading manufacturers
- Finish: Powder-coated urethane



CAT. NO.	TRADE SIZE (IN.)	A (IN.)	B (IN.)	STD. CTN.	CAT. NO.	HUB SIZE (IN.)	STD. CTN.
ALR-1	1/2	3 3/8	2	50	D-PAK® *		
ALR-2	3/4	4 3/8	2 1/16	50	DALR-1-CG	1/2	12
ALR-3	1	5 3/8	2 1/2	25	DALR-2-CG	3/4	15
ALR-4	1 1/4	7 1/4	3 3/8	10	DALR-3-CG	1	5
ALR-5	1 1/2	7 1/4	3 3/8	10	DALR-4-CG	1 1/4	4
ALR-6	2	9 1/2	3 1/16	5	DALR-5-CG	1 1/2	4
ALR-7*	2 1/2	12 1/4	5 1/2	1	DALR-6-CG	2	2
ALR-8*	3	12 1/4	5 1/2	1	DALR-7-CG	2 1/2	2
ALR-9*	3 1/2	15	6 1/2	1	DALR-8-CG	3	2
ALR-10*	4	15	6 1/2	1	DALR-9-CG	3 1/2	2
					DALR-10-CG	4	2

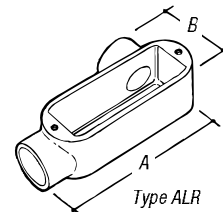
* Threaded and shipped with cover. Price includes cost of cover and body.
UL File No. E-28688.

UL Listed.



DALR-1-CG

ALR-1



Type ALR


T Style



CAT. NO.	TRADE SIZE (IN.)	A (IN.)	B (IN.)	STD. CTN.	CAT. NO.	HUB SIZE (IN.)	STD. CTN.
AT-1	1/2	3 3/8	2 1/16	50	D-PAK® *		
AT-2	3/4	4 3/8	2 1/32	50	DAT-1-CG	1/2	12
AT-3	1	5 3/8	2 3/8	25	DAT-2-CG	3/4	14
AT-4	1 1/4	7 1/4	3 1/32	10	DAT-3-CG	1	5
AT-5	1 1/2	7 1/4	3 1/32	10	DAT-4-CG	1 1/4	5
AT-6	2	9 1/2	4	5	DAT-5-CG	1 1/2	5
AT-7*	2 1/2	12 1/4	5 25/32	1	DAT-6-CG	2	2
AT-8*	3	12 1/4	5 25/32	1	DAT-7-CG	2 1/2	2
AT-9*	3 1/2	15	6 13/16	1	DAT-8-CG	3	2
AT-10*	4	15	6 13/16	1	DAT-9-CG	3 1/2	2
					DAT-10-CG	4	2

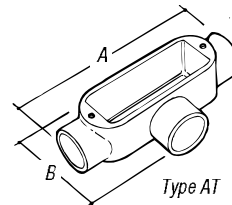
* Threaded and shipped with cover. Price includes cost of cover and body.
UL File No. E-28688.

UL Listed.



DAT-1-CG

AT-1



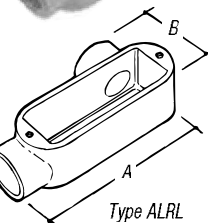
Type AT

LRL Style



CAT. NO.	TRADE SIZE (IN.)	A (IN.)	B (IN.)	STD. CTN.
ALRL-1	1/2	3 3/8	2	50
ALRL-2	3/4	4 3/8	2 1/16	50
ALRL-3	1	5 3/8	2 1/2	25
ALRL-4	1 1/4	7 1/4	3 3/8	10
ALRL-5	1 1/2	7 1/4	3 3/8	10
ALRL-6	2	9 1/2	3 1/16	5

* Threaded and shipped with cover. Price includes cost of cover and body.
UL File No. E-28688.



Type ALRL

Dead End

- Retained stainless steel cover screws
- Cubic capacity UL and CSA clearly shown
- Smooth throats for easy wire pulling
- Ultra-high pressure die-cast copper-free aluminum
- UL Listed, CSA Certified

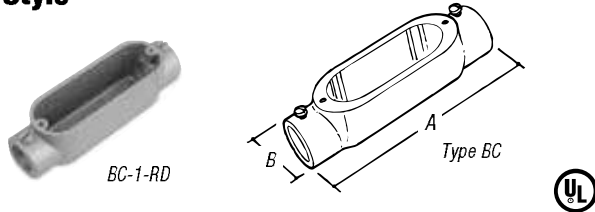


CAT. NO.	HUB SIZE (IN.)
AE-1	1/2
AE-2	3/4

Conduit Bodies

Aluminum Conduit Bodies, Covers and Gaskets — B Series

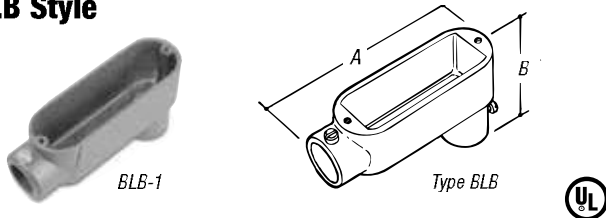
C Style



CAT. NO.	TRADE SIZE (IN.)	A (IN.)	B (IN.)	STD. CTN.
BC-1-RD	1/2	3 3/8	1 1/4	50
BC-2-RD	3/4	4 3/8	1 1/2	50
BC-3	1	5 3/8	1 3/4	25
BC-4	1 1/4	7 1/4	2 1/2	10
BC-5	1 1/2	7 3/4	2 1/2	10
BC-6	2	9 1/2	3 3/8	5

UL File No. E-28688.

LB Style



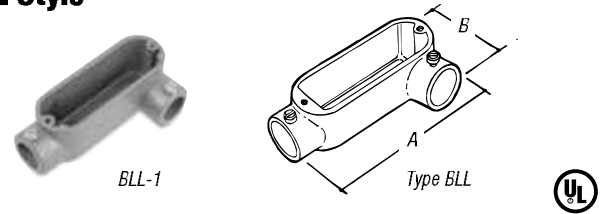
CAT. NO.	TRADE SIZE (IN.)	A (IN.)	B (IN.)	STD. CTN.
BLB-1	1/2	3 3/8	2 1/16	50
BLB-2	3/4	4 3/8	2 1/16	50
BLB-3	1	5 3/8	2 3/4	25
BLB-4	1 1/4	7 1/4	3 3/16	10
BLB-5	1 1/2	7 3/4	3 13/16	10
BLB-6	2	9 1/2	4 1/2	5
BLB-7*	2 1/2	12 1/4	5 1/4	1
BLB-8*	3	12 1/4	5 3/8	1
BLB-9*	3 1/2	15	6 13/16	1
BLB-10*	4	15	6 13/16	1

D-PAK® *

CAT. NO.	TRADE SIZE (IN.)	STD. CTN.
DBLB-1-C*	1/2	25
DBLB-2-C*	3/4	16
DBLB-3-C*	1	6

* Threaded Hubs shipped with cover. Price includes cost of cover and body.
UL File No. E-28688.

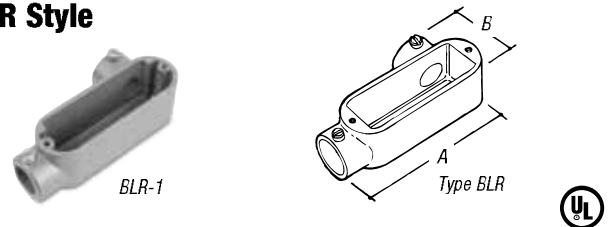
LL Style



CAT. NO.	TRADE SIZE (IN.)	A (IN.)	B (IN.)	STD. CTN.
BLL-1	1/2	3 3/8	2	50
BLL-2	3/4	4 3/8	2 1/16	50
BLL-3	1	5 3/8	2 1/2	25

UL File No. E-28688.

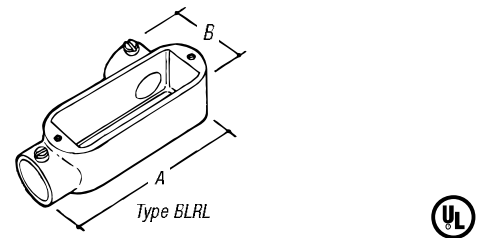
LR Style



CAT. NO.	TRADE SIZE (IN.)	A (IN.)	B (IN.)	STD. CTN.
BLR-1	1/2	3 3/8	2	50
BLR-2	3/4	4 3/8	2 1/16	50
BLR-3	1	5 3/8	2 1/2	25

UL File No. E-28688.

LRL Style



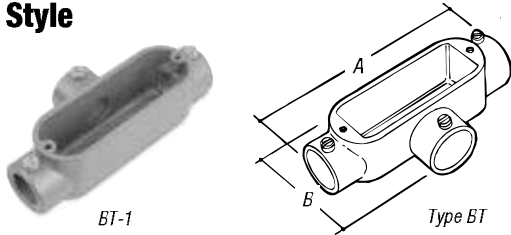
CAT. NO.	TRADE SIZE (IN.)	A (IN.)	B (IN.)	STD. CTN.
BLRL-1	1/2	3 3/8	2	50
BLRL-2	3/4	4 3/8	2 13/16	50
BLRL-3	1	5 3/8	2 1/2	25
BLRL-4	1 1/4	7 1/4	3 3/8	10
BLRL-5	1 1/2	7 3/4	3 3/8	10
BLRL-6	2	9 1/2	3 13/16	5

Shipped with cover. Price includes cost of cover and body.
UL File No. E-28688.

Conduit Bodies

Aluminum Conduit Bodies, Covers and Gaskets — B Series (continued)

T Style




CAT. NO.	TRADE SIZE (IN.)	A (IN.)	B (IN.)	STD. CTN.
BT-1	1/2	3/8	2 1/16	50
BT-2	3/4	4/8	2 11/32	50
BT-3	1	5/8	2 5/8	25
BT-4	1 1/4	7/4	3 17/32	10
BT-5	1 1/2	7 1/4	3 11/32	10
BT-6	2	9 1/2	4	5
BT-7*	2 1/2	12 1/4	5 25/32	1
BT-8*	3	12 1/4	5 25/32	1
BT-9*	3 1/2	15	6 13/16	1
BT-10*	4	15	6 13/16	1

* Threaded Hubs shipped with cover. Price includes cost of cover and body.
UL File No. E-28688.

Aluminum Covers with Stainless Steel Screws

- CV = Die-cast aluminum
- SCV = Stamped aluminum
- Steel zinc-plated screws



CAT. NO.	CONDUIT SIZE (IN.)	STD. CTN.
CV-1	1/2	250
CV-2	3/4	250
CV-3	1	250
CV-4	1 1/4-1 1/2	50
CV-5	2	25
CV-6	2 1/2-3	5
CV-7	3 1/2-4	5
SCV-1	1/2	250
SCV-2	3/4	250
SCV-3	1	250
SCV-4	1 1/4-1 1/2	250
SCV-5	2	100

UL File No. E-28688

Gaskets — Composition



Fiber Gasket

CAT. NO.	CONDUIT SIZE (IN.)	STD. CTN.
GKV-1	1/2	100
GKV-2	3/4	50
GKV-3	1	25
GKV-4	1 1/4-1 1/2	25
GKV-5	2	25
GKV-6	2 1/2-3	5
GKV-7	3 1/2-4	5

Gaskets — Neoprene

- Fiber or neoprene material



Neoprene Gasket

CAT. NO.	CONDUIT SIZE (IN.)	STD. CTN.
GKN-1	1/2	100
GKN-2	3/4	50
GKN-3	1	25
GKN-4	1 1/4-1 1/2	25
GKN-5	2	25
GKN-6	2 1/2-3	5
GKN-7	3 1/2-4	5