

# Residential grade toggle switches

Project Name:	Prepared By:
Project Number:	Date:
Catalog Number:	Type:

## Description

Single Pole, 3-Way, 4-Way  
15A, 120V/AC



1301



1303



1301-73



1301-7LT

## Design features

- 3-way switches feature additional push-in common termination for feed-through tapping
- Push-in terminals accept #14 AWG solid wire only; side wire terminals accept up to #10 AWG solid wire
- Long, broad mounting strap virtually eliminates floating installations
- Patented built-in wire stripper for #12 and #14 AWG wire to speed installation
- Tri-combo screws accept Slotted, Phillips, and Robertson-head tools for installation flexibility
- Wire looper speeds termination of both #14 and #12 AWG wire
- Lighted toggle glows in "OFF" position

**Table 1. Specification Grade Toggle Switches**

Catalog No.	Description	Rating		Color Suffix
		A	V/AC	
<input type="checkbox"/> 1301__	Single pole, side wire & push wire, non-grounding	15	120	B, BK, LA, V, W
<input type="checkbox"/> 1303__	3-way, back wire, side wire & push wire, non-grounding	15	120	B, BK, LA, V, W
<input type="checkbox"/> 1301-7__	Single pole, side wire & push wire	15	120	A, B, BK, LA, V, W
<input type="checkbox"/> 1301-9__	Single pole, side wire & push wire, auto ground	15	120	A, B, BK, LA, V, W
<input type="checkbox"/> 1303-7__	3-way, back wire, side wire & push wire	15	120	A, B, BK, LA, V, W
<input type="checkbox"/> 1303-9__	3-way, side wire & push wire, auto ground	15	120	A, B, BK, LA, V, W
<input type="checkbox"/> 1301-73__	Single pole, less ears, side wire & push wire	15	120	A, B, BK, LA, W, V
<input type="checkbox"/> 1301-7LT__	Lighted, single pole, side wire & push wire	15	120	A, LA, V, W
<input type="checkbox"/> 1303-7LT__	Lighted, 3-way, side wire & push wire	15	120	LA, V, W
<input type="checkbox"/> 1242-7__	4-way, side wire & push wire	15	120	A, B, BK, LA, V, W

Compliances, specifications and availability are subject to change without notice.



Powering Business Worldwide

Project Name:	Prepared By:
Project Number:	Date:
Catalog Number:	Type:

**Table 2. Specifications**

Catalog No.	1300 Series	1242-7 Series
<b>Device Type</b>	15A 120/277V Residential Grade Toggle Switch	15A 120/277V Residential Grade Toggle Switch
<b>Wiring Type</b>	Back & side wire	Back & side wire
<b>Testing &amp; Code Compliance</b>	<b>cULus</b> listed to UL 20, file no. E18704	<b>cULus</b> listed to UL 20, file no. E18704 <b>UL</b> verified to Federal Spec WS-896-F
<b>Environmental Specifications</b>	<b>Flammability:</b> Meets UL94 requirements; V2 rated <b>Temperature Rating:</b> -20°C to 60°C (-4°F to 140°F)	<b>Flammability:</b> Meets UL94 requirements; V2 rated <b>Temperature Rating:</b> -20°C to 60°C (-4°F to 140°F)
<b>Electrical Specifications</b>	<b>Dielectric Voltage:</b> Withstands 1500V per UL 20 <b>Current Interrupting:</b> Yes, at full-rated current <b>Temperature Rise:</b> Max. 30°C (86°F) after 100 cycles of overload and 30,000 cycles of endurance testing	<b>Dielectric Voltage:</b> Withstands 1500V per UL 20 <b>Current Interrupting:</b> Yes, at full-rated current <b>Temperature Rise:</b> Max. 30°C (86°F) after 100 cycles of overload and 30,000 cycles of endurance testing
<b>Mechanical Specifications</b>	<b>Terminal Accommodation:</b> #14 - 10 AWG <b>Voltage Ratings:</b> Permanently marked on device <b>Horsepower Ratings:</b> Rated for motor loads per <b>15A:</b> @ 120V/AC = 1/2 HP, @ 240V/AC=2 HP; max. amps 12A	<b>Terminal Accommodation:</b> #14 - 10 AWG <b>Voltage Ratings:</b> Permanently marked on device <b>Horsepower Ratings:</b> Rated for motor loads per <b>15A:</b> @ 120V/AC = 1/2 HP, @ 240V/AC=2 HP; max. amps 12A

**Table 3. Materials**

Catalog No.	1300 Series	1242-7 Series
<b>Toggle</b>	Thermoplastic, PVC	Thermoplastic, PVC
<b>Top Housing</b>	Polycarbonate	Polycarbonate
<b>Bottom Housing</b>	Polycarbonate	Polycarbonate
<b>Strap</b>	0.050" thick steel, galvanized	0.050" thick steel, galvanized
<b>Auto Ground Clip</b>	0.015" thick brass	0.015" thick brass
<b>Terminals</b>	0.030" thick brass	0.030" thick brass
<b>Terminal Screws</b>	#10-32 brass, black	#10-32 brass, black
<b>Ground Screw</b>	#8-32 steel, zinc plated, green	#8-32 steel, zinc plated, green
<b>Back wire Clamp</b>	0.070" plated steel (terminal screws), 0.50" (ground screw)	0.070" plated steel (terminal screws), 0.50" (ground screw)
<b>Contacts</b>	Silver alloy	Silver alloy
<b>Moveable Contact Arm</b>	0.030" thick brass	0.030" thick brass

**Table 4. Color Ordering Information**

For ordering devices, include Cat. no. followed by the color code: A (Almond), B (Brown), BK (Black), LA (Light Almond), V (Ivory), W (White)

A	B	BK	LA	V	W
Almond	Brown	Black	Lt. Almond	Ivory	White

Project Name:	Prepared By:
Project Number:	Date:
Catalog Number:	Type:

**Product Dimensions**

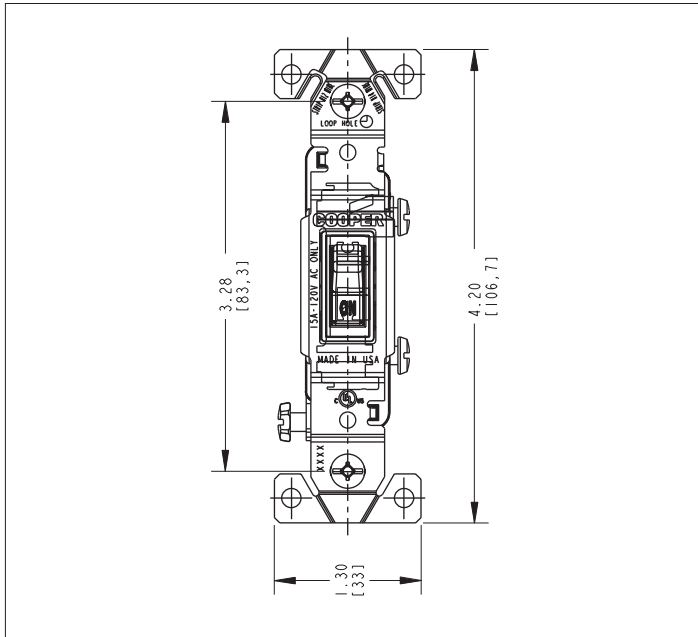


Figure 1. 1301 Line Art With Dimensions

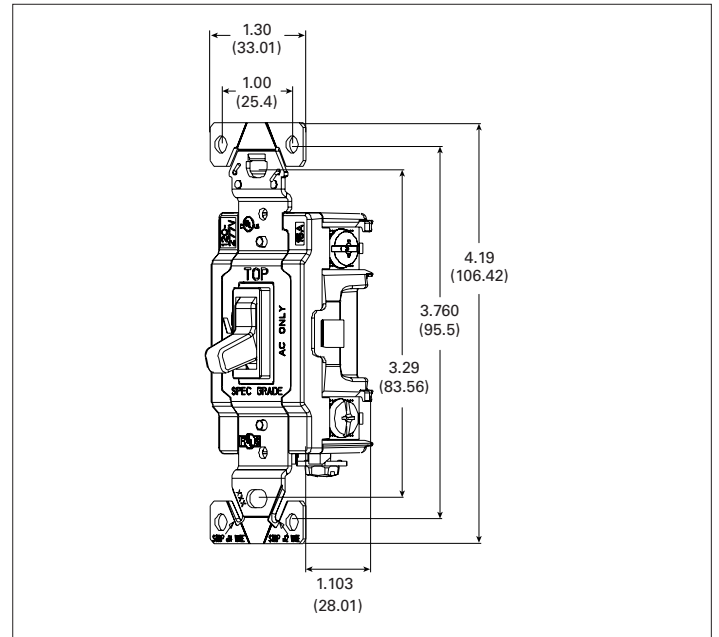


Figure 2. 1242-7 Line Art With Dimensions

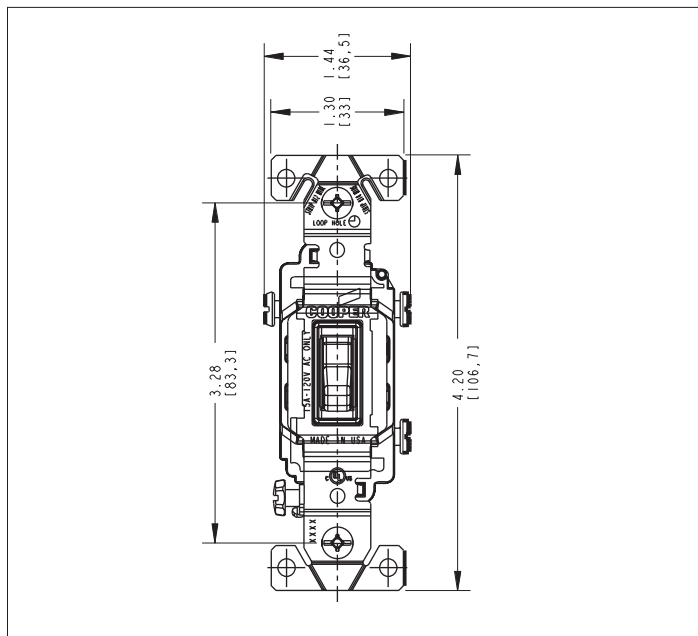









Figure 3. 1303 Line Art With Dimensions

Project Name:	Prepared By:
Project Number:	Date:
Catalog Number:	Type:

## Certifications & Compliances

Catalog no.							
1301	•	•				•	•
1303	•	•				•	•
1301-7	•	•	•			•	•
1301-9	•	•	•			•	•
1303-7	•	•	•			•	•
1303-9	•	•	•			•	•
1242-7	•	•		•			
1301-73				•		•	•
1301-7LT		•	•		•	•	
1303-7LT		•	•		•	•	

**KEY:**  cULus  NOM 426  UL  Fed Spec  CSA  NAFTA  ROHS

 Parts are manufactured and designed in accordance with article 4 of the European Union's RoHS2 directive 2011/65/EU

**Compliances, specifications and availability are subject to change without notice.**

Electrical Sector  
203 Cooper Circle  
Peachtree City, GA 30269  
United States  
Eaton.com  
Eaton.com/arrowhart

Electrical Sector  
Canada Operations  
5925 McLaughlin Road  
Mississauga, Ontario, L5R 1B8  
Canada  
EatonCanada.ca  
Eaton.com/arrowhart

Electrical Sector  
Mexico Operations  
Carr. Tlalhepantla -  
Cuautitlán Km 17.8 s/n  
Col. Villa Jardín esq.  
Cerrada 8 de Mayo  
Cuautitlán, México CP 54800  
México  
Eaton.mx  
Eaton.com/arrowhart