

Project		Catalog #		Type	
Prepared by		Notes		Date	



HALO

RA4 | Selectable CCT

4" All-Purpose LED retrofit module with SeleCCTable switch
600 Lumen Series

Typical Applications

Residential

Interactive Menu

- Order Information page 2
- Product Specifications page 2
- Photometric Data page 3
- Energy & Performance Data page 3
- Product Warranty

Product Certification



Refer to ENERGY STAR® Certified Products List.
Can be used to comply with California Title 24 High Efficiency requirements.
Certified to California Appliance Efficiency Database under JAB.

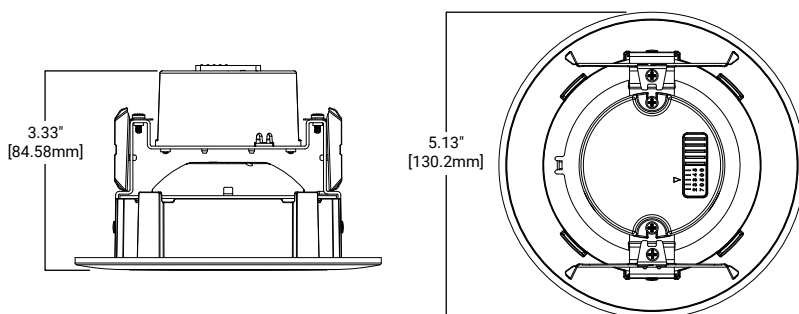
Product Features



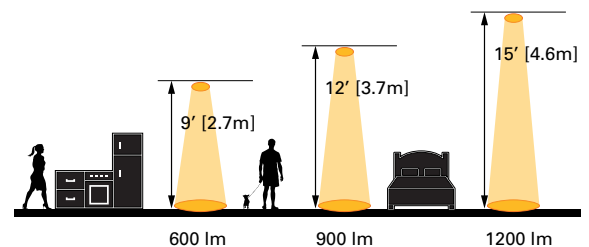
Top Product Features

- Adjustable gimbal offers 35-degree tilt and up to 360-degree rotation
- Select from 5 CCTs via switch; 2700K, 3000K, 3500K, 4000K, 5000K CCT
- 600 lumen series
- Use with 4" housings with screw-base adapter included
- Dimmable down to 5%

Dimensional and Mounting Details



Scale



For use in insulated ceiling and non-insulated ceiling rated housing.
High-efficacy LED with Integral Driver – Dimmable

Order Information

SAMPLE ORDER NUMBER: **RA4069S1EWH**

A complete luminaire consists of a housing, and LED module, order separately.

Models	Lumens	CRI/CCT	Driver	Finish
RA4= 4" LED Adjustable Gimbal	06 = 600 lumens (nominal)	9S = 90 CRI minimum, white tuning, selectable CCT 2700K-5000K	1E = 120V 60Hz leading or trailing edge phase cut 1% dimming	WH = Matte white baffle

Housings

Housings
<p>Halo Ultra-shallow LED Housings H245ICAT= 4" IC, airtight ultra-shallow new construction housing, LED, 120 - 277V H245RICAT= 4" IC, airtight ultra-shallow remodeler housing, LED, 120 - 277V</p> <p>Halo LED Housings H995ICAT= 4" IC, airtight shallow new construction housing, LED, 120 - 277V H995RICAT= 4" IC, airtight shallow remodeler housing, LED, 120 - 277V H450FR2ICATD010= 4" fire safe new construction housing for phase-cut and 0-10V LED retrofit modules, 120-277V</p> <p>Halo Housings H99TAT= 4" non-IC, airtight shallow new construction housing, E26, 120V H99RTAT= 4" non-IC, airtight shallow remodeler housing, E26, 120V H99ICAT= 4" IC, airtight shallow new construction housing, E26, 120V E4TATSB= 4" non-IC, airtight shallow new construction housing, adjustable socket bracket, E26, 120V E4RTATSB= 4" non-IC, airtight shallow remodeler housing, adjustable socket bracket, E26, 120V E4ICATSB= 4" non-IC, airtight shallow new construction housing, adjustable socket bracket, E26, 120V</p>

Product Specifications

CCT Select System

- Use the switch to choose between 2700K, 3000K, 3500K, 4000K, and 5000K CCT.

Module - Trim

- Module construction includes LED array, heat sink, reflector, lens, baffle and trim ring.
- Regressed baffle
- Heat sink designed to conduct heat away from the LED array, keeping the junction temperatures below specified maximums, even when installed in insulated ceiling environments.
- Up to 360-degree rotation
- 35-degree tilt
- Halo matte white paint finish

LED Array

- Mid power LED array provides a uniform source with high efficiency and no pixilation.
- 90 CRI minimum, R9 greater than 50
- Color accuracy at 4 SDCM in between endpoints, provide color accuracy and uniformity.
- Color Temperature (CCT) has a selectable range from 2700K to 5000K (factory default 3000K)

Optical Assembly

- Regressed lens
- Impact-resistant polycarbonate
- Convex form and lamp-like appearance
- Diffuse for even illumination

Driver

- Integral 120V 60 Hz constant current driver provides noise free operation
- Continuous, flicker-free dimming from 100% to 5%.
- Inline electrical quick connect and E26 adapter (provided) provides mains connections
- See Dimming Guide for compatible dimmers

Retention

- Precision formed spring blades secure module with friction fit to compatible housings.
- Friction blade design allows the RA4 to be installed in any position within the housing aperture (360 degrees)

Compliance

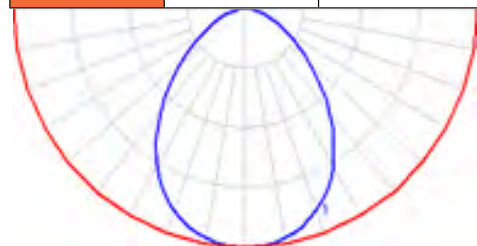
- UL Certified
- Damp location listed
- EMI/RFI emissions per FCC 47CFR Part 15 consumer limits
- Contains no mercury or lead and RoHS compliant
- Photometric testing in accordance with IES LM-79-08
- Lumen maintenance projections in accordance with IES LM-80-08 and TM-21-11
- Can be used for State of California Title 24 high efficacy luminaire compliance. Complies with Title 24 JA8-2016-E.
- Can be used International Energy Conservation Code (IECC) high efficiency luminaire compliance.
- ENERGY STAR® listed, reference database for current listings

Warranty

Five year limited warranty, consult website for details. www.cooperlighting.com/legal

Photometric Data

RA4069S1EWHR-3000K		
Luminaire lumens	615	
Input watts	7.0	
LER (LPW)	87.9	
Spacing Criteria	0-180	1.14
	90-270	1.14
	Diagonal	1.20
Beam angle (degrees)	86.6	
Field angle (degrees)	140.5	
Zonal lumen	Lumens	% Lumens
0-30	227	36.9
0-40	353	57.5
0-60	541	87.9
0-90	615	100



* Tested in accordance with IES LM63. Field results may vary.

Product Specifications

PRODUCT SPECIFICATIONS

Lumens	615
Watts	7.0
Lumens Per Watt (Efficacy)	87.9
Color Accuracy (CRI)	93
Light Color (CCT)	3000K
Correlated Color Temperature (CCT)	
warm white	soft white
2700K	3000K
4500K	6500K

Energy Data

Energy Data @ 3000K	
Lumens	600 Series
Input Voltage	120V
Input Current	.065 (mA)
Input Power	7.0 (W)
Efficiency	87.9 %
Inrush (A)	.51
THD: ≤ 20%	
PF: ≥ 0.90	
T Ambient -30 - +40°C	
Sound Rating ≤ 20dba	