




# Heavy Duty Safety Switches

Features



1. Quick-make, quick-break operating mechanism that ensures positive operation.
2. Visible blade, double-break switching action.
3. Arc chutes dissipate heat and prolong switch life.
4. Highly visible red handle grip. Designed for hook stick operation.
5. Defeatable dual cover interlock.
6. Center punch provided for field drilling to allow ON padlocking.
7. Handle can be padlocked in the OFF position with up to (3) padlocks with 5/16" hasps.
8. Generous top, bottom and side gutters that meet or exceed NEC wire-bending space requirements.
9. Informative door labeling which includes replacement parts list.
10. Tangential knockouts through 600A for easy conduit lineup.
11. Side-hinged door that opens past 180 degrees for easier wiring.
12. Unique enclosure design increases rigidity and prevents cuts and scrapes to conductors and installer's hands.
13. Spring reinforced fuse clips that assure reliable contact for cool operation.
14. Door latch securely holds door closed and allows cover padlocking.
15. Front removable mechanical lugs that are suitable for CU/Al 60 or 75° C conductors.
16. Lugs are field convertible to copper body and to a wide variety of compression connectors.
17. Hinged clear line terminal shield with probe holes for inspecting or testing line side terminals.
18. Embossed aluminum nameplate on Heavy Duty Switches provides highly visible ON/OFF indication.
19. Drawn cover for increased rigidity and resistance to abuse.
20. Top key hole and bottom mounting holes provide easy 2 or 3 point mounting.

# Heavy Duty Safety Switches

Selection



SAFETY SWITCHES 4

System	Ampere Rating	Indoor — Type 1		Outdoor — Type 3R		Horsepower Ratings <sup>⑥</sup>					
		Catalog Number	Ship. Wt. (lbs.) Std. Pkg.	Catalog Number	Ship. Wt. (lbs.) Std. Pkg.	240V AC				250 Volt DC	
						1-Phase, 2-Wire		2-Phase, 4-Wire			3-Phase, 3-Wire
Std.	Max.	Std.	Max.	Std.	Max.	Std.	Max.	Std.	Max.		

## 240 Volt Fusible<sup>⑤</sup>

### 2-Pole, 2-Fuse, and Solid Neutral<sup>③</sup> (Also used for 2-Pole, 2-Wire Applications) 240 Volt AC/250 Volt DC

	30	HF221N	12	HF221NR	13	1½	3	—	—	3	7½	5
	60	HF222N	18	HF222NR	19	3	10	—	—	7½	15	10
	100	HF223N	23	HF223NR	24	7½	15	—	—	15	30	20
	200	HF224N	47	HF224NR	48	15	—	—	—	25	60	40
	400	HF225NH <sup>①</sup>	129	HF225NRH <sup>①</sup>	131	15	—	—	—	50	125	50
	400	HF225N	153	HF225NR	157	15	—	—	—	50	125	50
	600	HF226NH <sup>①</sup>	133	HF226NRH <sup>①</sup>	135	15	—	—	—	75	200	50
	600	HF226N	155	HF226NR	159	15	—	—	—	75	200	50
	800	HF227N	365	HF227NR	365	—	—	—	—	100	250	50
	1200	HF228N■	385	HF228NR■	385	—	—	—	—	100	250	50

### 3-Pole, 3-Fuse, and Solid Neutral (Also used for 3-Pole, 3-Wire Applications) 240 Volt AC/250 Volt DC

	30	HF321N	14	HF321NR	15	1½	3	—	—	3	7½	5
	60	HF322N	19	HF322NR	20	3	10	—	—	7½	15	10
	100	HF323N	25	HF323NR	26	7½	15	—	—	15	30	20
	200	HF324N	49	HF324NR	50	15	—	—	—	25	60	40
	400	HF325NH <sup>①</sup>	137	HF325NRH <sup>①</sup>	138	15	—	—	—	50	125	50
	400	HF325N	158	HF325NR	162	15	—	—	—	50	125	50
	600	HF326NH <sup>①</sup>	139	HF326NRH <sup>①</sup>	142	15	—	—	—	75	200	50
	600	HF326N	161	HF326NR	165	15	—	—	—	75	200	50
	800	HF327N	375	HF327NR	375	—	—	—	—	100	250	50
	1200	HF328N	395	HF328NR	388	—	—	—	—	100	250	50

## 240 Volt Fusible<sup>⑤</sup>

### 2-Pole, 2-Fuse<sup>④</sup> 240 Volt AC/250 Volt DC

		Type 4/4X Stainless <sup>⑦</sup>		Type 12 Industrial <sup>⑧</sup>								
	30	HF221S	13	HF221J	13	1½	3	—	—	3	7½	5
	60	HF222S	19	HF222J	19	3	10	—	—	7½	15	10
	100	HF223S	24	HF223J	24	7½	15	—	—	15	30	20
	200	HF224S	48	HF224J	48	15	—	—	—	25	60	40

### 3-Pole, 3-Fuse<sup>④</sup> (Also used for 2-Pole, 2-Wire Applications in 400–800A Ratings) 240 Volt AC/250 Volt DC

	30	HF321S	14	HF321J	14	1½	3	—	—	3	7½	—
	60	HF322S	20	HF322J	20	3	10	—	—	7½	15	10
	100	HF323S	25	HF323J	25	7½	15	—	—	15	30	20
	200	HF324S	49	HF324J	49	15	—	—	—	25	60	40
	400	HF325S	154	HF325J■	110	15	—	—	—	50	125	50
	600	HF326S	157	HF326J■	161	15	—	—	—	75	200	50
	800	HF327S■	370	HF327J■	365	—	—	—	—	100	250	50

■ Built to order. Allow 2–3 weeks for delivery.

① Height reduced switch (45.25 rather than 56 inches in height) for use with 500MCM or smaller conductors.

② Dual horsepower ratings: Std.- applies when non-time delay fuses are installed. Max.- applies when time-delay fuses are installed.

③ These switches are UL-listed for application on grounded B-phase systems and are suitable for 3-phase motor applications.

④ When a neutral is required use a field installed neutral kit.


⑤ Suitable for use as service entrance equipment.

⑥ Also rated Type 3S/3R.

⑦ 304 grade stainless steel. For switches with enclosures constructed from 316 grade stainless steel, see page 4-16.

# Heavy Duty Safety Switches

Selection



System	Ampere Rating	Indoor — Type 1		Outdoor — Type 3R		Horsepower Ratings <sup>④</sup>								250 Volt DC	600 Volt DC
		Catalog Number	Ship. Wt. (lbs.) Std. Pkg.	Catalog Number	Ship. Wt. (lbs.) Std. Pkg.	480V AC		600V AC		250 Volt DC	600 Volt DC				
						1-Phase, 2-Wire	3-Phase, 3-Wire	1-Phase, 2-Wire	3-Phase, 3-Wire						

## 600 Volt Fusible<sup>③</sup>

### 2-Pole, 2-Fuse<sup>③</sup>

		480 Volt AC/600 Volt AC/600 Volt DC													
	30	HF261	15	HF261R	15	3	7½	—	—	3	10	—	—	5	15
	60	HF262	20	HF262R	20	5	20	—	—	10	25	—	—	10	30
	100	HF263	26	HF263R	27	10	30	—	—	15	40	—	—	20	50
	400	HF265■	149	HF265R■	152	—	50	—	—	50	—	—	—	40	50
	600	HF266■	150	HF266R■	155	—	50	—	—	50	—	—	—	50	50

### 3-Pole, 3-Fuse

		480 Volt AC/600 Volt AC/250 Volt DC <sup>①</sup>													
	30	HF361	14	HF361R	15	3	7½	5	15	3	10	7½	20	5	—
	30	HF361L <sup>②</sup>	19	HF361RL <sup>②</sup>	20	3	7½	5	15	3	10	7½	20	5	—
	60	HF362	19	HF362R	20	5	20	15	30	10	25	15	50	10	30 <sup>③</sup>
	60	—	—	HF362RL <sup>②</sup>	25	5	20	15	30	10	25	15	50	10	30 <sup>③</sup>
	100	HF363	24	HF363R	25	5	20	25	60	15	40	30	75	20	50 <sup>③</sup>
	200	HF364	48	HF364R	49	25	50	50	125	30	50	60	150	40	50
	400	HF365H <sup>②</sup>	136	HF365RH <sup>②</sup>	137	—	—	100	250	—	—	125	350	50	—
	400	HF365	154	HF365R	157	—	—	100	250	—	—	125	350	50	—
	600	HF366H <sup>②</sup>	138	HF366RH <sup>②</sup>	141	—	—	150	400	—	—	200	500	50	—
	600	HF366	157	HF366R	161	—	—	150	400	—	—	200	500	50	—
	800	HF367	365	HF367R	365	—	—	200	500	—	—	250	500	50	—
	1200	HF368	383	HF368R	385	—	—	200	500	—	—	250	500	50	—

### 3-Pole, 3-Fuse and Solid Neutral

		480 Volt AC/600 Volt AC/250 Volt DC <sup>①</sup>													
	30	HF361N	14	HF361NR	15	3	7½	5	15	3	10	7½	20	5	—
	60	HF362N	19	HF362NR	20	5	20	15	30	10	25	15	50	10	30 <sup>③</sup>
	100	HF363N	25	HF363NR	26	10	30	25	60	15	40	30	75	20	50 <sup>③</sup>
	200	HF364N	49	HF364NR	50	25	50	50	125	30	50	60	150	40	50
	400	HF365N	158	HF365NR	162	—	—	100	250	—	—	125	350	50	—
	600	HF366N	161	HF366NR	165	—	—	150	400	—	—	200	500	50	—
	800	HF367N	375	HF367NR	375	—	—	250	500	—	—	250	500	50	—
1200	HF368N	395	HF368NR	388	—	—	250	500	—	—	250	500	50	—	

## 600 Volt Fusible<sup>③</sup> (For 2-Pole Applications use outside poles of 3-Pole Switches)

### 2-Pole, 2-Fuse<sup>③</sup>

		480 Volt AC/600 Volt AC/600 Volt DC													
	Ampere Rating	Type 4/4X Stainless <sup>⑤</sup>		Type 12 Industrial <sup>⑥</sup>		3	7½	—	—	3	10	—	—	5	15
		Cat. No.	Wt. (lbs.)	Cat. No.	Wt. (lbs.)										
	30	HF261S	15	HF261J■	15	3	7½	—	—	3	10	—	—	5	15
	60	HF262S	20	HF262J■	20	5	20	—	—	10	25	—	—	10	30
	100	HF263S■	27	HF263J■	27	10	30	—	—	15	40	—	—	20	50
	400	HF265S■	153	HF265J■	155	—	50	—	—	50	—	—	—	40	50
	600	HF266S■	156	HF266J■	156	—	50	—	—	50	—	—	—	50	50

### 3-Pole, 3-Fuse

		480 Volt AC/600 Volt AC/250 Volt DC <sup>①</sup>													
	30	HF361S	13	HF361J	14	—	—	5	15	—	—	7½	20	5	—
	60	HF362S	20	HF362J	20	—	—	15	30	—	—	15	50	10	30 <sup>③</sup>
	100	HF363S	25	HF363J	25	—	—	25	60	—	—	30	75	20	50 <sup>③</sup>
	200	HF364S	49	HF364J	49	—	—	50	125	—	—	60	150	40	50
	400	HF365S	158	HF365J	160	—	—	100	250	—	—	125	350	50	—
	600	HF366S	161	HF366J	161	—	—	150	400	—	—	200	500	50	—
	800	HF367S	370	HF367J■	365	—	—	200	500	—	—	250	500	50	—
1200	HF368S■	388	HF368J■	388	—	—	250	500	—	—	250	500	50	—	

■ Built to order. Allow 2-3 weeks for delivery.

① 60-200A 3-Pole switches are also rated 600V DC.

② Height reduced switch (45.25 rather than 56 inches in height) for use with 500MCM or smaller conductors.

③ Use 3-Pole switch for 200A applications.

④ Dual horsepower ratings: Std.- applies when non-time delay fuses are installed. Max.- applies when time-delay fuses are installed.

⑤ Suitable for use as service entrance equipment except for 1200 when used on 480 or 600V grounded wye system.

⑥ Also rated Type 3S/3R.

⑦ Indicates oversized enclosure (30A switch with 60A

lugs in a 60A enclosure or 60A switch with 100A lugs in a 100A enclosure).

⑧ 600V DC & 600V DC horsepower rating shown requires (2) poles to be connected in series.

⑨ 304 grade stainless steel. For switches with enclosures constructed from 316 grade stainless steel, see page 4-16.

# Heavy Duty Safety Switches

Selection



4 SAFETY SWITCHES

System	Ampere Rating	Indoor - Type 1		Outdoor - Type 3R		Horsepower Ratings							
		Catalog Number	Ship. Wt. (lbs.)	Catalog Number	Ship. Wt. (lbs.)	240 Volt		480 Volt		600 Volt		250V DC	600V DC
						1-Phase	3-Phase	1-Phase	3-Phase	1-Phase	3-Phase		

## 600 Volt Non-Fusible<sup>4</sup>

2-Pole <sup>3</sup>		480 Volt AC / 600 Volt AC / 600 Volt DC											
	30	HNF261	12	HNF261R	13	—	—	7 1/2	—	10	—	5	15
	60	HNF262	19	HNF262R	20	—	—	20	—	25	—	10	30
	100	HNF263	24	HNF263R	25	—	—	30	—	40	—	20	50
	400	HNF265■	109	HNF265R	113	15	—	50	—	50	—	40	50
	600	HNF266■	111	HNF266R	115	15	—	50	—	50	—	50	50

3-Pole		480 Volt AC / 600 Volt AC / 250 Volt DC											
	30	HNF361	12	HNF361R	13	5	10	7 1/2	20	10	30	5	—
	30	—	—	HNF361RL <sup>6</sup>	19	5	10	7 1/2	20	10	30	5	—
	60	HNF362H <sup>2</sup>	11	HNF362RH <sup>2</sup>	11	10	20	20	50	20	40	10	—
	60	HNF362 <sup>1</sup>	18	HNF362R <sup>1</sup>	19	10	20	20	50	25	60	10	30 <sup>2</sup>
	60	—	—	HNF362RL <sup>6</sup>	24	10	20	20	50	25	60	10	30 <sup>2</sup>
	100	HNF363 <sup>1</sup>	23	HNF363R <sup>1</sup>	24	15	40	30	75	40	100	20	50 <sup>2</sup>
	200	HNF364 <sup>1</sup>	46	HNF364R <sup>1</sup>	47	15	60	50	125	50	150	40	50
	400	HNF365	114	HNF365R	118	15	125	50	250	50	350	50	—
	600	HNF366	116	HNF366R	120	15	200	50	400	50	500	50	—
	800	HNF367	295	HNF367R	295	15	250	50	500	50	500	50	—
	1200	HNF368	305	HNF368R	307	15	250	50	500	50	500	50	—

## 600 Volt Non-Fusible<sup>4</sup>

2-Pole <sup>3</sup>		480 Volt AC / 600 Volt AC / 600 Volt DC											
		Type 4 / 4X Stainless <sup>5</sup>		Type 12 Industrial <sup>5</sup>				7 1/2		10		5	15
		Catalog Number	Ship. Wt. (lbs.)	Catalog Number	Ship. Wt. (lbs.)								
	30	HNF261S	13	HNF261J	13	—	—	7 1/2	—	10	—	5	15
	60	HNF262S	20	HNF262J	20	—	—	20	—	25	—	10	30
	100	HNF263S■	25	HNF263J■	25	—	—	30	—	40	—	20	50
	400	HNF265S■	113	HNF265J■	114	15	—	50	—	—	—	40	50
	600	HNF266S■	115	HNF266J■	120	15	—	50	—	—	—	50	50

3-Pole		480 Volt AC / 600 Volt AC / 250 Volt DC											
	30	HNF361S	13	HNF361J	13	5	10	7 1/2	20	10	30	5	—
	60	HNF362SH <sup>2</sup>	15	HNF362JH <sup>2</sup>	14	10	20	20	50	20	40	10	—
	60	HNF362S <sup>1</sup>	19	HNF362J <sup>1</sup>	19	10	20	20	50	25	60	10	30 <sup>2</sup>
	100	HNF363S <sup>1</sup>	24	HNF363J <sup>1</sup>	24	15	40	30	75	40	100	20	50 <sup>2</sup>
	200	HNF364S <sup>1</sup>	47	HNF364J <sup>1</sup>	47	15	60	50	125	50	150	40	50
	400	HNF365S	118	HNF365J	119	15	125	50	250	50	350	50	—
	600	HNF366S	120	HNF366J	120	15	200	50	400	50	500	50	—
	800	HNF367S	295	HNF367J■	295	15	250	50	500	50	500	50	—
	1200	HNF368S■	310	HNF368J■	310	15	250	50	500	50	500	50	—

■ Built to order. Allow 2-3 weeks for delivery.

<sup>1</sup> Also rated 600V DC.

<sup>2</sup> Compact switch (11.1"H, 6.6"W box less cover and handle).

Short circuit withstand rating—100,000 RMS sym. amps.

<sup>3</sup> Use 3-Pole switch for 200A application.

<sup>4</sup> Suitable for use as service entrance equipment except for 1200 when used on a 480 or 600V grounded wye system.

<sup>5</sup> Also rated type 3S / 3R.

<sup>6</sup> Indicates oversized enclosure (30A switch in a 60A enclosure or a 60A switch in a 100A enclosure).

<sup>7</sup> 600V DC and 600V DC horsepower rating shown requires (2) poles to be connected in series.

<sup>8</sup> 304 grade stainless steel. For switches with enclosures constructed from 316 grade stainless steel, see page 4-16.

# Heavy Duty Safety Switches

## Type 4/4X & 12 with Viewing Window

*Selection*

### Description

30–600A, 3-pole 600V max. in fusible and non-fusible versions in Type 4/4X stainless steel and Type 12 enclosures.

All allow viewing of visible blade position. 30–200A also allow viewing of indicating type fuses.

### Features

- Rugged installer-friendly enclosure design features a gasket flange with continuously welded seams
- Tool-free cover latches
- Two, three and four point mounting

- Metal handle with large insulating grip features a positive stop in both ON and OFF position
- Ground lugs provided as standard
- Type 12 enclosures are fabricated from galvanized steel and are also rated for 3R/3S outdoor applications
- Type 4X stainless steel switches (30–200A) are provided with stainless steel interior parts
- The widest range of accessories available including 200% neutrals, gold plated PLC auxiliary contacts and isolated ground kits



System	Ampere Rating	Catalog Number	Ship. Wt. (lbs.)	Maximum Horsepower Ratings <sup>②</sup>					
				240V AC		480V AC	600V AC	250V DC	600V DC
				1-Phase, 2-Wire	3-Phase, 3-Wire	3-Phase, 3-Wire	3-Phase, 3-Wire	DC	DC
<b>NEW 3-Pole, 3-Wire Fusible, Type 3R<sup>④</sup></b>				<b>600 Volt AC / 250 Volt DC<sup>①</sup></b>					
	30	HF361RW	17	3	7 1/2	15	20	5	—
	60	HF362RW	22	10	15	30	50	10	30 <sup>⑤</sup>
<b>NEW 3-Pole, 3-Wire Non-Fusible, Type 3R<sup>④</sup></b>				<b>600 Volt AC / 250 Volt DC<sup>①</sup></b>					
	30	HNF361RW	14	3	10	20	30	5	—
	60	HNF362RW	21	10	20	50	60	10	30 <sup>⑤</sup>
<b>3-Pole, 3-Wire Fusible, Type 12<sup>③④</sup></b>				<b>600 Volt AC / 250 Volt DC<sup>①</sup></b>					
	30	HF361JW	17	3	7 1/2	15	20	5	—
	60	HF362JW	22	10	15	30	50	10	30 <sup>⑤</sup>
	100	HF363JW	26	15	30	60	75	20	50 <sup>⑤</sup>
	200	HF364JW	53	—	60	125	150	40	50
	400	HF365JW	166	—	125	250	350	50	—
	600	HF366JW	168	—	200	400	500	50	—
<b>3-Pole, 3-Wire Non-Fusible, Type 12<sup>③④</sup></b>				<b>600 Volt AC / 250 Volt DC<sup>①</sup></b>					
	30	HNF361JW	14	3	10	20	30	5	—
	60	HNF362JW	21	10	20	50	60	10	30 <sup>⑤</sup>
	100	HNF363JW	25	15	40	75	100	20	50 <sup>⑤</sup>
	200	HNF364JW	51	15	60	125	150	40	50
	400	HNF365JW	133	15	125	250	350	50	—
<b>3-Pole, 3-Wire Fusible, Type 4X Stainless Steel<sup>④⑥</sup></b>				<b>600 Volt AC / 250 Volt DC<sup>①</sup></b>					
	30	HF361SW	17	3	7 1/2	15	20	5	—
	60	HF362SW	23	10	15	30	50	10	30 <sup>⑤</sup>
	100	HF363SW	28	15	30	60	75	20	50 <sup>⑤</sup>
	200	HF364SW	55	—	60	125	150	40	50
	400	HF365SW	168	15	125	250	350	50	—
<b>3-Pole, 3-Wire Non-Fusible, Type 4X Stainless Steel<sup>④⑥</sup></b>				<b>600 Volt AC / 250 Volt DC<sup>①</sup></b>					
	30	HNF361SW	15	3	10	20	30	5	—
	60	HNF362SW	23	10	20	50	60	10	30 <sup>⑤</sup>
	100	HNF363SW	27	15	40	75	100	20	50 <sup>⑤</sup>
	200	HNF364SW	54	15	60	125	150	40	50
	400	HNF365SW	134	15	125	250	350	50	—

① 200A switches are also rated 600V DC.

② Maximum HP ratings listed apply only when time delay fuses are used.

③ Also rated 3S/3R for outdoor use.

④ All switches are suitable for use as service entrance equipment. Use outside poles of 3-pole switch for 2-pole application.

⑤ 600V DC and 600V DC horsepower rating shown requires (2) poles to be connected in series.

⑥ 304 grade stainless steel. For switches with enclosures constructed from 316 grade stainless steel, see page 4-16.